



COMMISSION MEETING

And

Meeting of the Members

677 Bio Avenue Ellsworth, WI 54011

April 20th, 2023, 8:30am

Please join my meeting from your computer, tablet or smartphone.

<https://meet.goto.com/182595285>

You can also dial in using your phone.

(For supported devices, tap a one-touch number below to join instantly.)

United States: +1 (571) 317-3112

- One-touch: <tel:+15713173112,,182595285#> Access Code: 182-595-285

CONSENT AGENDA:

1. Approval of bills.
2. Approval of February 16th, March 7th and March 16th Minutes

FINANCIAL REPORTS:

3. Approval of the March financial reports.

FACILITIES REPORT:

4. Facility report

OLD BUSINESS

5. Phase 0.5 project updates
6. Phase 1 Engineering update,
7. Baldwin Storage tank update

New Business

8. New operator position
9. Audit Review and approval
10. Revisit "testing compensation" for employees
11. Commercial lending alternatives for phase 0.5

MISCELLANEOUS:

12. Communications and future agenda items.

ADJOURNMENT:

13. Adjournment.

Randy Lindquist.
Superintendent



TO Commissioners

Date: 04/13/2023

Title: Bills

Total Bills \$181041.09

Payroll \$12,947.67

Total Payments \$197,988.76

| Check Nbr | Check Date | Vendor name | Check Amount |
|------------|------------|----------------------------------|--------------|
| ETF | 04/07/2023 | EMPLOYEE TRUST FUNDS | 2,034.54 |
| ETF | 03/24/2023 | EMPLOYEE TRUST FUNDS | 2,021.22 |
| IRS | 03/24/2023 | IRS - 941 V PAYMENT | 3,460.55 |
| IRS | 04/07/2023 | IRS - 941 V PAYMENT | 3,584.71 |
| AT&T | 03/30/2023 | AT&T Internet | 171.02 |
| XCEL | 03/30/2023 | XCEL ENERGY | 6,010.60 |
| 16060 | 03/24/2023 | ALCIVIA | 127.96 |
| 16061 | 03/24/2023 | BLUFF COUNTRY CONCRETE | 5,885.00 |
| 16062 | 03/24/2023 | Energenecs Inc | 163.8 |
| 16063 | 03/24/2023 | GFL ENVIRONMENTAL | 84.53 |
| 16064 | 03/24/2023 | GRAYMONT (WI) LLC | 19,151.47 |
| 16065 | 03/24/2023 | McMaster-Carr | 1,046.63 |
| 16066 | 03/24/2023 | SCHWING BIOSET, INC - WI | 286.26 |
| 16067 | 03/24/2023 | CITY OF RIVER FALLS | 787.33 |
| 16071 | 03/31/2023 | Synagro Technologies, Inc | 84,728.76 |
| 16072 | 04/07/2023 | CARD MEMBER SERVICES | 2,941.18 |
| 16073 | 04/07/2023 | COORDINATED BUSINESS SYSTEMS | 58.44 |
| 16074 | 04/07/2023 | GRAYMONT (WI) LLC | 20,105.33 |
| 16075 | 04/07/2023 | HAWKINS, INC. | 13,785.72 |
| 16076 | 04/07/2023 | HUEBSCH | 632.37 |
| 16077 | 04/07/2023 | McMaster-Carr | 587.01 |
| 16078 | 04/07/2023 | POWERPLAN OIB | 114.57 |
| 16079 | 04/07/2023 | SECURIAN FINANCIAL GROUP INC | 134.5 |
| 16080 | 04/07/2023 | SPECTRUM INSURANCE GROUP | 2,913.50 |
| 16081 | 04/07/2023 | WE ENERGIES | 898.38 |
| 16082 | 04/07/2023 | WIESER CONCRETE PRODUCTS INC | 441.27 |
| 16083 | 04/07/2023 | CLIFTONLARSONALLEN | 2,625.00 |
| WI457 | 04/07/2023 | Empower Retirement Deffered comp | 650 |
| WI457 | 03/13/2023 | Empower Retirement Deffered comp | 800 |
| WI457 | 03/24/2023 | Empower Retirement Deffered comp | 650 |
| WIDOR | 03/24/2023 | WI DEPT REVENUE W/H TAX | 580.66 |
| WIDOR | 04/07/2023 | WI DEPT REVENUE W/H TAX | 595.37 |
| MEDICA | 03/10/2023 | MEDICA | 6,101.94 |
| VERIZON | 03/24/2023 | VERIZON WIRELESS | 52.47 |
| AT&TPHONE | 03/24/2023 | AT&T PHONE | 238.01 |
| PRINCIPAL | 03/24/2023 | Principal Life Insurance | 229.04 |
| HEALTHPART | 03/24/2023 | HEALTH PARTNERS | 361.95 |

185,041.09

West Central Wisconsin Biosolids Facility

Membership meeting

March 7, 2023

Board Members Present: Greg Engeset, Kevin Westhuis, Steve Skinner, Gary Newton, John Bond, and Randy Lindquist. Others present: Eric Lynne (Donahue and Associates), Matt Holman, Jeremy Wood, Jim Thanig, Rick Caruso, Steven Kirby, Kip Peters, Brad Vick, Joe Intahar, Tony Hines, Pat Nolan, Joyce Hall, Kerry Reis, Shawn Dakovich, Tim Johnson, Brad Boldt, Jeff Mahoney, Donnie Kern, Brandon Krohn, Chris Moreno, and Dean Seemuth.

Gary Newton called meeting to order at 6:10 pm at The Phoenix Bar and Grill in Roberts, WI.

Facilities Report and project 0.5 approval:

Phase 0.5 bid review / discussion/ and approval – Eric Lynne of Donahue presented the bids for phase 0.5 and reviewed the project in detail.

Bids that were submitted for the project:

- RJ Jurowski Construction - \$9,522,000
- Market and Johnson - \$10,431,000
- Lunda Construction - \$10,868,725

Eric deemed the low bidder as responsive, responsible, fair, and competitive.

A motion was made by Greg Engeset of Ellsworth to approve the low bidder with a second by John Bond. A voice vote was taken and the motion was deemed to have passed.

A call for an individual voice vote was motioned by Steve Skinner and seconded by Kip Peters. A voice vote that included the calculation of the “weighted vote” was taken all communities voted yes except for New Richmond and Hudson. With New Richmond and Hudson’s “NO” vote (because of the weighted vote); the motion to accept the low bid as presented, **failed.

New Richmond indicated they need more time to present to their Advisory Board.

The vote for approval will come back to the entire membership at the monthly meeting on March 16th.

New Business: none

Meeting adjourned. M/S Steve/Greg

West Central Wisconsin Biosolids Facility

Commission meeting

February 16, 2023

Board Members Present: Greg Engeset, Kevin Westhuis, Steve Skinner, Gary Newton, and Randy Lindquist. Absent: John Bond. Others present: Eric Lynne (Donahue and Associates), Matt Holman, Jeremy Wood, Jim Thanig, Rick Caruso, Steven Kirby, Matt Holman, and “on-line” – Chris Banks, Kip Peters, Brad Vick and Joe Intahar.

Gary Newton called meeting to order at 8:30 am at WCWBSF

- **Consent Agenda:**
Approval of Bills: Motion was made and passed to approve February payments totaling \$211,018.11. M/S Greg/Steve – passed unanimously
- **Approval of January Minutes** M/S Steve/Kevin

Financial Report:

Gary presented financial report as outlined in agenda packet. Billed revenues of \$273,307.58 and monthly expenses of \$200,253.46 M/S Greg/Steve – passed unanimously

Facilities Report:

Lime silo did get fixed

Working on getting conveyer belt bids. It is working but needs a rebuild. This is an essential piece of equipment.

- **Old Business:**
Phase 0.5 bid review / discussion/ and approval – Eric Lynne of Donahue presented the bids for phase 0.5
 - RJ Jurowski Construction - \$9,522,000
 - Market and Johnson - \$10,431,000
 - Lunda Construction - \$10,868,725

No action was taken on the bids as all board members agreed that a membership meeting was needed to go over the project one more time to review and to have the winning bid accepted and voted on.

The membership meeting will be March 7th, 6pm at the Phoenix in Baldwin.

Eric deemed the low bidder as responsive, responsible, fair, and competitive.

- **Phase 1 Engineering services proposal:**
Donahue is moving forward with Phase one estimates of cost to be reported back to the Board in March.
- **Baldwin Storage tank option:**
Baldwin received a good price to tear down their 400,000-gallon concrete storage tanks. Randy will bring this item back to the board next month.

New Business: none

Miscellaneous:

- **Communications and Future Agenda Items**
 1. Phase 1 cost estimate
 2. Baldwin tank options
 3. Membership vote on phase 0.5
 4. Commercial lending alternatives for phase 0.5

Meeting adjourned. M/S Steve/Greg

West Central Wisconsin Biosolids Facility

Commission meeting

March 16, 2023

Board Members Present: Greg Engeset, Kevin Westhuis, Steve Skinner, Gary Newton, John Bond, and Randy Lindquist. Others present: Eric Lynne (Donahue and Associates), Matt Holman, Jeremy Wood, Jim Thanig, Bradley Vick, Rick Caruso, Steven Kirby, Matt Holman, and “on-line” – Chris Banks, Devin Swanberg, and Kip Peters.

Gary Newton called meeting to order at 8:30 am at WCWBSF

- **Consent Agenda:**

Approval of Bills: Motion was made and passed to approve MARCH payments totaling \$240,541.39. M/S Kevin/Steve – passed unanimously

Financial Report:

Gary presented financial report as outlined in agenda packet. Billed revenues of \$237,168.63 and monthly expenses of \$207,654.46 M/S Kevin/John – passed unanimously

Facilities Report:

Lime is going up in price. 53% increase to 222.22 per ton.

- **Old Business:**

Phase 0.5 update – Motion was made to accept the bid from the low bidder, Jarowski Construction, in the amount of \$9,542,000 and move ahead with phase 0.5. M/S – Kip Peters / John Bond. Passed unanimously. Construction starting late spring.

Randy will be soliciting lenders to borrow just over 6 million dollars to fund the project. The other 3 million will be coming from a Federal Grant and the reserve fund.

Some communities may decide individually to secure their portion of the loan through the clean water fund. This is a separate effort apart from WCWBS securing a loan for the project.

- **Phase 1 Engineering services proposal:**

Donahue Consulting has reported that phase 1 will be looking more like 20 million dollars as compared to previous estimates of 16 to 17 million. Phase 2 to complete the facility renovations will be an additional 3 to 4 million dollars.

- **Baldwin Storage tank option:**

Randy asked Baldwin for a couple options for WCWBS to consider and report back in April.

New Business:

- **2022 Draft Audit review:**

A motion was made to move 100k of unspent budget money in 2022 to the bottom line which will reduce the money owed by each community for “true up” of the non-profit organization. M/S Kevin/Greg. Passed unanimously. The bills being sent out for “true up” will be fairly minimal.

- **Conveyor Repair Cost and Review:**

Randy explained the conveyor issues and need for repair. He received bids and the low bidder was Market and Johnson at just over 15k. A motion was made to authorize Randy to award to the project to the low bidder. M/S John/Steve Passed Unanimously.

Miscellaneous:

- **Communications and Future Agenda Items**

1. Audit
2. Revisit “testing compensation” for employees
3. Potential new budgeted employee hire
4. Commercial lending alternatives for phase 0.5

Meeting adjourned. M/S Kevin/Steve

West Cental Wisconsin Biosolids Facility
Budget Statement

month # 3

The period of March 1-31, 2023

| | Current Month March-23 | Budgeted March-23 | Variance | YTD actual 2023 | YTD Budget 2023 | Variance | Budget 2023 | % of Budget |
|----------------------------------|---------------------------|----------------------|-------------------|--------------------|--------------------|--------------------|------------------------|-------------|
| Processing Revenues: | | | | | | | | |
| Charges to member facilities | 171,644.02 | 146,243.27 | 25,400.75 | 478,597.81 | 438,729.82 | 39,867.99 | \$ 1,754,919.28 | 27% |
| Charges to non-member facilities | 29,626.59 | 35,151.69 | (5,525.10) | 91,438.01 | 105,455.07 | (14,017.06) | \$ 421,820.29 | 22% |
| Other revenues | 10,443.14 | 0.00 | 10,443.14 | 28,492.56 | 0.00 | 28,492.56 | \$ - | |
| | <u>211,713.75</u> | <u>181,394.96</u> | <u>30,318.79</u> | <u>598,528.38</u> | <u>544,184.89</u> | <u>54,343.49</u> | <u>\$ 2,176,739.57</u> | |
| Transportation | | | | | | | | |
| Members | 66,183.93 | 70,395.55 | (4,211.62) | 173,970.03 | 211,186.65 | (37,216.62) | \$ 844,746.58 | 21% |
| Non-members | 18,544.83 | 19,532.31 | (987.48) | 52,469.73 | 58,596.94 | (6,127.21) | \$ 234,387.75 | 22% |
| | <u>84,728.76</u> | <u>89,927.86</u> | <u>(5,199.10)</u> | <u>226,439.76</u> | <u>269,783.58</u> | <u>(43,343.82)</u> | <u>\$ 1,079,134.33</u> | <u>21%</u> |
| Total Revenues: | | | | | | | | |
| Charges to member facilities | 237,827.95 | 216,638.82 | 21,189.13 | 652,567.84 | 649,916.47 | 2,651.38 | \$ 2,599,665.86 | 25% |
| Charges to non-member facilities | 48,171.42 | 54,684.00 | (6,512.58) | 143,907.74 | 164,052.01 | (20,144.27) | \$ 656,208.04 | 22% |
| Other revenues | 10,443.14 | | 10,443.14 | 28,492.56 | 0.00 | 28,492.56 | \$ - | |
| Total charges for services | <u>296,442.51</u> | <u>271,322.83</u> | <u>25,119.69</u> | <u>824,968.14</u> | <u>813,968.48</u> | <u>10,999.66</u> | <u>\$ 3,255,873.90</u> | |

West Cental Wisconsin Biosolids Facility

month # 3

Budget Statement

The period of March 1-31, 2023

| | | Current Month March-23 | Budgeted March-23 | Variance | YTD actual 2023 | YTD Budget 2023 | Variance | Budget 2023 | % of Budget |
|--------------------------------|-------|---------------------------|----------------------|------------|--------------------|--------------------|-------------|----------------|-------------|
| Expenditures: | | | | | | | | | |
| Operating expenses: | | | | | | | | | |
| Salaries & wages | 51110 | 13,432.02 | 19,346.70 | (5,914.68) | 45,907.82 | 58,040.10 | (12,132.28) | \$ 232,160.40 | 20% |
| FICA/medicare | 51121 | 980.94 | 1,480.02 | (499.08) | 3,350.92 | 4,440.07 | (1,089.15) | \$ 17,760.27 | 19% |
| Retirement | 51122 | 913.39 | 1,315.58 | (402.19) | 3,121.28 | 3,946.73 | (825.45) | \$ 15,786.91 | 20% |
| Health insurance | 51131 | 6,421.97 | 6,750.00 | (328.03) | 18,807.83 | 20,250.00 | (1,442.17) | \$ 81,000.00 | 23% |
| Life insurance | 51132 | 134.50 | 166.67 | (32.17) | 403.50 | 500.00 | (96.50) | \$ 2,000.00 | 20% |
| Health Savings Accounts | 51133 | 0.00 | 1,000.00 | (1,000.00) | 12,000.00 | 3,000.00 | 9,000.00 | \$ 12,000.00 | 100% |
| Telephone | 51210 | 440.60 | 583.33 | (142.73) | 1,353.40 | 1,750.00 | (396.60) | \$ 7,000.00 | 19% |
| Water and Sewer service | 51220 | 0.00 | 583.33 | (583.33) | 0.00 | 1,750.00 | (1,750.00) | \$ 7,000.00 | 0% |
| Electricity | 51230 | 6,010.60 | 5,833.33 | 177.27 | 19,272.38 | 17,500.00 | 1,772.38 | \$ 70,000.00 | 28% |
| Natural gas | 51240 | 1,089.41 | 833.33 | 256.08 | 3,603.34 | 2,500.00 | 1,103.34 | \$ 10,000.00 | 36% |
| Training | 51250 | 500.00 | 250.00 | 250.00 | 610.00 | 750.00 | (140.00) | \$ 3,000.00 | 20% |
| Lawn care | 51260 | 0.00 | 83.33 | (83.33) | 0.00 | 250.00 | (250.00) | \$ 1,000.00 | 0% |
| Sludge conditioning chemicals | 51310 | 22,245.30 | 20,833.33 | 1,411.97 | 58,551.58 | 62,500.00 | (3,948.42) | \$ 250,000.00 | 23% |
| Hot dust/ quick lime | 51320 | 38,909.33 | 18,855.83 | 20,053.50 | 82,032.68 | 56,567.50 | 25,465.18 | \$ 226,270.00 | 36% |
| Sulfamic Acid | 51340 | 0.00 | 916.67 | (916.67) | 0.00 | 2,750.00 | (2,750.00) | \$ 11,000.00 | 0% |
| Lab supplies | 51410 | 0.00 | 416.67 | (416.67) | 660.00 | 1,250.00 | (590.00) | \$ 5,000.00 | 13% |
| Outside lab testing | 51420 | 15.00 | 500.00 | (485.00) | 15.00 | 1,500.00 | (1,485.00) | \$ 6,000.00 | 0% |
| Misc general expenses | 51425 | 714.91 | 1,416.67 | (701.76) | 1,991.87 | 4,250.00 | (2,258.13) | \$ 17,000.00 | 12% |
| Boot allowance | 51426 | 0.00 | 25.00 | (25.00) | 0.00 | 75.00 | (75.00) | \$ 300.00 | 0% |
| Engineering | 51427 | 0.00 | 0.00 | 0.00 | 0.00 | 0.00 | 0.00 | \$ - | |
| SCADA | 51450 | 0.00 | 0.00 | 0.00 | 0.00 | 0.00 | 0.00 | \$ - | |
| Fuel for equipment | 51510 | 319.91 | 333.33 | (13.42) | 730.09 | 1,000.00 | (269.91) | \$ 4,000.00 | 18% |
| Contingency | 51620 | 0.00 | 2,500.00 | (2,500.00) | 0.00 | 7,500.00 | (7,500.00) | \$ 30,000.00 | 0% |
| Centrate treatment Bio | 51621 | 0.00 | 416.67 | (416.67) | 0.00 | 1,250.00 | (1,250.00) | \$ 5,000.00 | 0% |
| Centrtate Treamtent others | 51621 | 1,240.32 | 500.00 | 740.32 | 2,178.62 | 1,500.00 | 678.62 | \$ 6,000.00 | 36% |
| Centrate Trans Bio | 51621 | 0.00 | 416.67 | (416.67) | 0.00 | 1,250.00 | (1,250.00) | \$ 5,000.00 | 0% |
| Cent Trans Others | 51621 | 1,517.84 | 500.00 | 1,017.84 | 3,289.08 | 1,500.00 | 1,789.08 | \$ 6,000.00 | 55% |
| Phosphorus chemicals | 51710 | 0.00 | 8,333.33 | (8,333.33) | 13,862.28 | 25,000.00 | (11,137.72) | \$ 100,000.00 | 14% |
| Property & liability insurance | 51810 | 1,847.50 | 1,416.67 | 430.83 | 1,847.50 | 4,250.00 | (2,402.50) | \$ 17,000.00 | 11% |

West Cental Wisconsin Biosolids Facility

month # 3

Budget Statement

The period of March 1-31, 2023

| | | Current Month | Budgeted | | YTD actual | YTD Budget | | Budget | % of Budget |
|---------------------------------|-------|-------------------|-------------------|-------------------|-------------------|-------------------|--------------------|------------------------|-------------|
| | | March-23 | March-23 | Variance | 2023 | 2023 | Variance | 2023 | |
| Workers compensation | 51820 | 1,066.00 | 666.67 | 399.33 | 1,066.00 | 2,000.00 | (934.00) | \$ 8,000.00 | 13% |
| PiLT | 51825 | 0.00 | 4,165.08 | (4,165.08) | 0.00 | 12,495.25 | (12,495.25) | \$ 49,980.99 | 0% |
| Environmental fees | 51850 | 0.00 | 31.67 | (31.67) | 0.00 | 95.00 | (95.00) | \$ 380.00 | 0% |
| Odor control chemicals | 51990 | 3,942.72 | 4,166.67 | (223.95) | 9,132.37 | 12,500.00 | (3,367.63) | \$ 50,000.00 | 18% |
| Total Operating Expenses | | 101,742.26 | 104,636.55 | (2,894.29) | 283,787.54 | 313,909.64 | (30,122.10) | \$ 1,255,638.57 | 23% |

Maintenance expenses:

| | | | | | | | | | |
|-----------------------------------|-------|-----------------|------------------|-------------------|------------------|------------------|--------------------|----------------------|-----------|
| Structures & improvements | 52110 | 6,978.30 | 3,333.33 | 3,644.97 | 8,899.51 | 10,000.00 | (1,100.49) | \$ 40,000.00 | 22% |
| Safety training & supplies | 52116 | 0.00 | 416.67 | (416.67) | 0.00 | 1,250.00 | (1,250.00) | \$ 5,000.00 | 0% |
| HVAC | 52120 | 0.00 | 416.67 | (416.67) | 0.00 | 1,250.00 | (1,250.00) | \$ 5,000.00 | 0% |
| Dewatering equipment | 52210 | 0.00 | 833.33 | (833.33) | 1,429.20 | 2,500.00 | (1,070.80) | \$ 10,000.00 | 14% |
| Sludge cake mixer | 52220 | 0.00 | 416.67 | (416.67) | 0.00 | 1,250.00 | (1,250.00) | \$ 5,000.00 | 0% |
| Receiving station equipment | 52230 | 0.00 | 41.67 | (41.67) | 0.00 | 125.00 | (125.00) | \$ 500.00 | 0% |
| Conveying equipment | 52240 | 286.26 | 4,166.67 | (3,880.41) | 286.26 | 12,500.00 | (12,213.74) | \$ 50,000.00 | 1% |
| Loader | 52250 | 114.57 | 208.33 | (93.76) | 229.14 | 625.00 | (395.86) | \$ 2,500.00 | 9% |
| Pickup truck | 52255 | 0.00 | 166.67 | (166.67) | 0.00 | 500.00 | (500.00) | \$ 2,000.00 | 0% |
| Scale | 52260 | 115.00 | 416.67 | (301.67) | 115.00 | 1,250.00 | (1,135.00) | \$ 5,000.00 | 2% |
| Sludge & centrate tanks | 52270 | 0.00 | 0.00 | 0.00 | 0.00 | 0.00 | 0.00 | \$ - | |
| Sludge Feed pumps | 52280 | 0.00 | 2,083.33 | (2,083.33) | 0.00 | 6,250.00 | (6,250.00) | \$ 25,000.00 | 0% |
| Odor Control Equipment | 52300 | 0.00 | 2,083.33 | (2,083.33) | 0.00 | 6,250.00 | (6,250.00) | \$ 25,000.00 | 0% |
| Silos | 52400 | 0.00 | 166.67 | (166.67) | 1,365.00 | 500.00 | 865.00 | \$ 2,000.00 | 68% |
| Maintenance office equipment | 52810 | 0.00 | 83.33 | (83.33) | 0.00 | 250.00 | (250.00) | \$ 1,000.00 | 0% |
| Projects | 52910 | 0.00 | 0.00 | 0.00 | 0.00 | 0.00 | 0.00 | \$ - | |
| SCADA | 52990 | 163.80 | 416.67 | (252.87) | 163.80 | 1,250.00 | (1,086.20) | \$ 5,000.00 | 3% |
| Total Maintenance Expenses | | 7,657.93 | 15,250.00 | (7,592.07) | 12,487.91 | 45,750.00 | (33,262.09) | \$ 183,000.00 | 7% |

West Cental Wisconsin Biosolids Facility
Budget Statement

month # 3

The period of March 1-31, 2023

| | | Current Month March-23 | Budgeted March-23 | Variance | YTD actual 2023 | YTD Budget 2023 | Variance | Budget 2023 | % of Budget |
|---------------------------------------|-------|---------------------------|----------------------|------------|--------------------|--------------------|-------------|----------------|-------------|
| Administrative: | | | | | | | | | |
| Salaries & Wages | 53110 | 1,527.68 | 1,500.00 | 27.68 | 5,934.88 | 4,500.00 | 1,434.88 | \$ 18,000.00 | 33% |
| FICA/medicare | 53121 | 112.16 | 114.75 | (2.59) | 248.06 | 344.25 | (96.19) | \$ 1,377.00 | 18% |
| Retirement | 53122 | 103.88 | 102.00 | 1.88 | 229.90 | 306.00 | (76.10) | \$ 1,224.00 | 19% |
| Health insurance | 53131 | 500.00 | 500.00 | 0.00 | 1,000.00 | 1,500.00 | (500.00) | \$ 6,000.00 | 17% |
| Life insurance | 53132 | 0.00 | 41.67 | (41.67) | 0.00 | 125.00 | (125.00) | \$ 500.00 | 0% |
| Commission expenses | 53210 | 127.60 | 333.33 | (205.73) | 127.60 | 1,000.00 | (872.40) | \$ 4,000.00 | 3% |
| Office supplies & expenses | 53310 | 862.28 | 333.33 | 528.95 | 862.28 | 1,000.00 | (137.72) | \$ 4,000.00 | 22% |
| WEB Site & Software | 53311 | 0.00 | 333.33 | (333.33) | 1,500.00 | 1,000.00 | 500.00 | \$ 4,000.00 | 38% |
| Outside legal services | 53315 | 0.00 | 833.33 | (833.33) | 0.00 | 2,500.00 | (2,500.00) | \$ 10,000.00 | 0% |
| Outside bookkeeping services | 53316 | 0.00 | 0.00 | 0.00 | 0.00 | 0.00 | 0.00 | \$ - | |
| Accounting & Auditing | 53410 | 3,675.00 | 1,250.00 | 2,425.00 | 7,875.00 | 3,750.00 | 4,125.00 | \$ 15,000.00 | 53% |
| Engineering | 53420 | 20,438.00 | 20,833.33 | (395.33) | 20,438.00 | 62,500.00 | (42,062.00) | \$ 250,000.00 | 8% |
| Computer software | 53990 | 0.00 | 333.33 | (333.33) | 0.00 | 1,000.00 | (1,000.00) | \$ 4,000.00 | 0% |
| Total administrative expenses | | 27,346.60 | 26,508.42 | 838.18 | 38,215.72 | 79,525.25 | (41,309.53) | \$ 318,101.00 | |
| Marketing: | | | | | | | | | |
| Product marketing & distribution | 55100 | 0.00 | 7,916.67 | (7,916.67) | 0.00 | 23,750.00 | (23,750.00) | \$ 95,000.00 | 0% |
| Marketing wages | 55600 | 0.00 | 0.00 | 0.00 | 0.00 | 0.00 | 0.00 | \$ - | |
| Marketing fees | 55300 | 0.00 | 0.00 | 0.00 | 0.00 | 0.00 | 0.00 | \$ - | |
| Total marketing expenses | | 0.00 | 7,916.67 | (7,916.67) | 0.00 | 23,750.00 | (23,750.00) | \$ 95,000.00 | |
| Debt Service | | | | | | | | | |
| Utility Revenue Loan | | 0.00 | 0.00 | 0.00 | 0.00 | 0.00 | 0.00 | \$ - | |
| Replacement Fund | | 27,083.33 | 27,083.33 | (0.00) | 81,249.99 | 27,083.33 | 54,166.66 | \$ 325,000.00 | 25% |
| Transfer from Replacement Fund | | - | - | - | - | - | - | \$ - | #DIV/0! |

West Cental Wisconsin Biosolids Facility
Budget Statement

month # 3

The period of March 1-31, 2023

| | Current Month March-23 | Budgeted March-23 | Variance | YTD actual 2023 | YTD Budget 2023 | Variance | Budget 2023 | % of Budget |
|-------------------------------|---------------------------|----------------------|-------------|--------------------|--------------------|--------------|-----------------|-------------|
| Proprocessing | | | | | | | | |
| Processing Revenue | 211,713.75 | 181,394.96 | 30,318.79 | 598,528.38 | 544,184.89 | 54,343.49 | \$ 2,176,739.57 | |
| Processing Expense | 163,830.12 | 181,394.96 | 17,564.84 | 421,346.21 | 490,018.23 | 68,672.02 | \$ 2,176,739.57 | |
| Net Operating revenue | 47,883.63 | 0.00 | 47,883.63 | 177,182.17 | 0.00 | 123,015.50 | | |
| Transportation | | | | | | | | |
| Members | 66,183.93 | 70,395.55 | (4,211.62) | 181,110.57 | 211,186.65 | (30,076.07) | \$ 844,746.58 | 21% |
| Non-members | 18,544.83 | 19,532.31 | (987.48) | 54,398.15 | 19,532.31 | 34,865.84 | \$ 234,387.75 | 23% |
| Total transportation expenses | 84,728.76 | 89,927.86 | (5,199.10) | 235,508.72 | 230,718.96 | 4,789.76 | \$ 1,079,134.33 | 22% |
| Grand Totals | | | | | | | | |
| Revenue | 296,442.51 | 271,322.83 | 25,119.69 | 824,968.14 | 813,968.48 | 10,999.66 | \$ 3,255,873.90 | 25% |
| Expenses | 248,558.88 | 271,322.82 | (22,763.94) | 656,854.93 | 759,801.81 | (102,946.88) | \$ 3,255,873.90 | 20% |
| Net operating Income | 47,883.63 | 0.00 | 47,883.63 | 168,113.21 | 54,166.67 | 113,946.54 | \$ 0.00 | |

| Pounds | | | | | | | | |
|-----------------|----------------|----------------|---------------|--------------------|------------------|---------------|------------------|------------|
| Member | 343,977 | 290,289 | 53,688 | 966,003 | 870,867 | 95,136 | 3,483,468 | 28% |
| Non Members | 52,849 | 60,471 | (7,622) | 162,812 | 181,412 | (18,600) | 725,646 | 22% |
| Total | 396,826 | 350,760 | 46,067 | 1,128,815 | 1,052,279 | 76,537 | 4,209,114 | 27% |
| | Rate per pound | | | YTD Rate per pound | | | | |
| Member Cost | 0.4065 | 0.4990 | | 0.3670 | \$ 354,497.13 | | \$ 0.4990 | |
| Non Member Cost | 0.4541 | 0.5606 | | 0.4106 | \$ 66,849.08 | | \$ 0.5606 | |
| total | 0.4129 | 0.5097 | | 0.3733 | \$ 421,346.21 | | \$ 0.5097 | |

**WEST CENTRAL WISCONSIN BIOSOLIDS FACILITY
5 YEAR BIOSOLIDS SUMMARY**

| <u>Year to Date</u> | | Year | 2019 | 2020 | 2021 | YTD Month 2022 | March 2023 |
|----------------------------|----------------------------|------|-----------|-----------|-----------|-------------------|---------------|
| Load Quantity | Total Member Loads | | 532 | 571 | 590 | 526 | 556 |
| Load Quantity | Total Non-Member Loads | | 143 | 136 | 133 | 136 | 159 |
| Load Quantity | Total Loads | | 675 | 707 | 723 | 662 | 715 |
| Pounds | Total Member Biosolids | | 776,987 | 831,655 | 978,758 | 921,428 | 966,002 |
| Pounds | Total Non-Member Biosolids | | 151,044 | 167,795 | 178,372 | 157,661 | 162,813 |
| Pounds | Total Biosolids | | 928,031 | 999,450 | 1,157,130 | 1,079,089 | 1,128,815 |
| Gallons | Total Member Volume | | 3,396,786 | 3,553,522 | 4,079,605 | 3,670,822 | 3,909,769 |
| Gallons | Total Non-Member Volume | | 890,110 | 837,203 | 879,230 | 895,520 | 1,023,922 |
| Gallons | Total Volume | | 4,286,896 | 4,390,725 | 4,958,835 | 4,566,342 | 4,933,691 |

| <u>Annual Total</u> | | Year | 2019 | 2020 | 2021 | 2022 | 2023 |
|----------------------------|----------------------------|------|------------|------------|------------|------------|-----------|
| Load Quantity | Total Member Loads | | 2,349 | 2,308 | 2,161 | 2,191 | 556 |
| Load Quantity | Total Non-Member Loads | | 631 | 573 | 577 | 613 | 159 |
| Load Quantity | Total Loads | | 2,980 | 2,881 | 2,738 | 2,804 | 715 |
| Pounds | Total Member Biosolids | | 3,327,802 | 3,356,926 | 3,362,650 | 3,602,932 | 966,002 |
| Pounds | Total Non-Member Biosolids | | 722,459 | 767,602 | 771,478 | 733,965 | 162,813 |
| Pounds | Total Biosolids | | 4,050,261 | 4,124,528 | 4,134,128 | 4,336,897 | 1,128,815 |
| Gallons | Total Member Volume | | 14,689,705 | 15,870,117 | 15,493,806 | 15,535,071 | 3,909,769 |
| Gallons | Total Non-Member Volume | | 3,919,174 | 3,838,196 | 3,932,546 | 4,102,073 | 1,023,922 |
| Gallons | Total Volume | | 18,608,879 | 19,708,313 | 19,426,352 | 19,637,144 | 4,933,691 |

**WEST CENTRAL WISCONSIN BIOSOLIDS
MEMBER AND NON-MEMBER SUMMARY
BIOSOLIDS HAULING - 12 MONTH SUMMARY**

| GALLONS SUMMARY | <u>January,2023</u> | <u>February</u> | <u>March</u> | <u>April</u> | <u>May</u> | <u>June</u> | <u>July</u> | <u>August</u> | <u>September</u> | <u>October</u> | <u>November</u> | <u>December,2023</u> | <u>Total</u> | <u>% Mem</u> |
|------------------------|---------------------|------------------|------------------|--------------|------------|-------------|-------------|---------------|------------------|----------------|-----------------|----------------------|------------------|---------------|
| MEMBER TOTAL | 1,320,292 | 1,174,263 | 1,415,214 | | | | | | | | | | 3,909,769 | 79.25 |
| NON-MEMBER TOTAL | 354,556 | 329,189 | 340,177 | | | | | | | | | | 1,023,922 | 20.75 |
| FACILITY TOTAL | 1,674,848 | 1,503,452 | 1,755,391 | | | | | | | | | | 4,933,691 | 100.00 |

| TRUCKLOAD SUMMARY | <u>January,2023</u> | <u>February</u> | <u>March</u> | <u>April</u> | <u>May</u> | <u>June</u> | <u>July</u> | <u>August</u> | <u>September</u> | <u>October</u> | <u>November</u> | <u>December,2023</u> | <u>Total</u> | <u>% Mem</u> |
|--------------------------|---------------------|-----------------|--------------|--------------|------------|-------------|-------------|---------------|------------------|----------------|-----------------|----------------------|--------------|---------------|
| MEMBER TOTAL | 182 | 160 | 214 | | | | | | | | | | 556 | 77.76 |
| NON-MEMBER TOTAL | 53 | 49 | 57 | | | | | | | | | | 159 | 22.24 |
| FACILITY TOTAL | 235 | 209 | 271 | | | | | | | | | | 715 | 100.00 |

| % SOLIDS SUMMARY | <u>January,2023</u> | <u>February</u> | <u>March</u> | <u>April</u> | <u>May</u> | <u>June</u> | <u>July</u> | <u>August</u> | <u>September</u> | <u>October</u> | <u>November</u> | <u>December,2023</u> | <u>Total</u> |
|-------------------------|---------------------|-----------------|--------------|--------------|------------|-------------|-------------|---------------|------------------|----------------|-----------------|----------------------|--------------|
| MEMBER TOTAL | 2.92 | 2.83 | 2.74 | | | | | | | | | | 2.83 |
| NON-MEMBER TOTAL | 1.63 | 1.72 | 1.48 | | | | | | | | | | 1.61 |
| FACILITY TOTAL | 2.27 | 2.27 | 2.11 | | | | | | | | | | 2.22 |

| POUNDS SUMMARY | <u>January,2023</u> | <u>February</u> | <u>March</u> | <u>April</u> | <u>May</u> | <u>June</u> | <u>July</u> | <u>August</u> | <u>September</u> | <u>October</u> | <u>November</u> | <u>December,2023</u> | <u>Total</u> | <u>% Mem</u> |
|-----------------------|---------------------|-----------------|----------------|--------------|------------|-------------|-------------|---------------|------------------|----------------|-----------------|----------------------|------------------|---------------|
| MEMBER TOTAL | 331,409 | 290,617 | 343,977 | | | | | | | | | | 966,002 | 85.58 |
| NON-MEMBER TOTAL | 58,054 | 51,910 | 52,849 | | | | | | | | | | 162,813 | 14.42 |
| FACILITY TOTAL | 389,462 | 342,527 | 396,826 | | | | | | | | | | 1,128,815 | 100.00 |

**WEST CENTRAL WISCONSIN BIOSOLIDS
MEMBER AND NON-MEMBER SUMMARY
BIOSOLIDS HAULING - GALLONS**

| MEMBERS | <u>January.2023</u> | <u>February</u> | <u>March</u> | <u>April</u> | <u>May</u> | <u>June</u> | <u>July</u> | <u>August</u> | <u>September</u> | <u>October</u> | <u>November</u> | <u>December.2023</u> | <u>Total</u> | <u>% Mem</u> | <u>% Total</u> |
|------------------------|---------------------|------------------|------------------|--------------|------------|-------------|-------------|---------------|------------------|----------------|-----------------|----------------------|------------------|---------------|----------------|
| Amery | 61,318 | 69,032 | 126,159 | | | | | | | | | | 256,509 | 6.56 | 5.20 |
| Baldwin | 82,689 | 71,347 | 83,702 | | | | | | | | | | 237,738 | 6.08 | 4.82 |
| Ellsworth | 114,078 | 83,119 | 84,168 | | | | | | | | | | 281,365 | 7.20 | 5.70 |
| Hudson | 214,134 | 197,942 | 231,797 | | | | | | | | | | 643,873 | 16.47 | 13.05 |
| N. Richmond | 221,902 | 176,840 | 238,766 | | | | | | | | | | 637,508 | 16.31 | 12.92 |
| Osceola | 92,933 | 91,506 | 93,102 | | | | | | | | | | 277,541 | 7.10 | 5.63 |
| Prescott | 55,977 | 61,543 | 55,886 | | | | | | | | | | 173,406 | 4.44 | 3.51 |
| River Falls | 248,364 | 225,868 | 289,210 | | | | | | | | | | 763,442 | 19.53 | 15.47 |
| Roberts | 14,906 | 29,720 | 32,351 | | | | | | | | | | 76,977 | 1.97 | 1.56 |
| Somerset | 175,555 | 143,973 | 151,872 | | | | | | | | | | 471,400 | 12.06 | 9.55 |
| Spring Valley | 38,436 | 23,373 | 28,201 | | | | | | | | | | 90,010 | 2.30 | 1.82 |
| Total - Members | 1,320,292 | 1,174,263 | 1,415,214 | | | | | | | | | | 3,909,769 | 100.00 | 79.25 |

| NON-MEMBERS | <u>January.2023</u> | <u>February</u> | <u>March</u> | <u>April</u> | <u>May</u> | <u>June</u> | <u>July</u> | <u>August</u> | <u>September</u> | <u>October</u> | <u>November</u> | <u>December.2023</u> | <u>Total</u> | <u>% Non-Mem</u> | <u>% Total</u> |
|----------------------------|---------------------|-----------------|----------------|--------------|------------|-------------|-------------|---------------|------------------|----------------|-----------------|----------------------|------------------|------------------|----------------|
| Eleva Strum | | | | | | | | | | | | | | | |
| Plum City | 15,387 | 23,015 | 23,846 | | | | | | | | | | 62,248 | 6.08 | 1.26 |
| Hammond | 48,310 | 54,701 | 41,066 | | | | | | | | | | 144,077 | 14.07 | 2.92 |
| Travel Center of A | 15,497 | 7,756 | 22,100 | | | | | | | | | | 45,353 | 4.43 | 0.92 |
| Mondovi | 67,838 | 60,123 | 63,554 | | | | | | | | | | 191,515 | 18.70 | 3.88 |
| Pepin | 68,665 | 61,651 | 56,186 | | | | | | | | | | 186,502 | 18.21 | 3.78 |
| Mazeppa | | | | | | | | | | | | | | | |
| West Concord | 12,239 | 5,772 | 5,610 | | | | | | | | | | 23,621 | 2.31 | 0.48 |
| Downsville | | | | | | | | | | | | | | | |
| Lake City | 126,620 | 116,171 | 127,815 | | | | | | | | | | 370,606 | 36.19 | 7.51 |
| Total - Non-Members | 354,556 | 329,189 | 340,177 | | | | | | | | | | 1,023,922 | 100.00 | 20.75 |

| | | | | | | | | | | | | | | | |
|------------------------|------------------|------------------|------------------|--|--|--|--|--|--|--|--|--|------------------|--|---------------|
| Total - GALLONS | 1,674,848 | 1,503,452 | 1,755,391 | | | | | | | | | | 4,933,691 | | 100.00 |
|------------------------|------------------|------------------|------------------|--|--|--|--|--|--|--|--|--|------------------|--|---------------|

**WEST CENTRAL WISCONSIN BIOSOLIDS
MEMBER AND NON-MEMBER SUMMARY
BIOSOLIDS HAULING - NUMBER OF LOADS**

| MEMBERS | <u>January,2023</u> | <u>February</u> | <u>March</u> | <u>April</u> | <u>May</u> | <u>June</u> | <u>July</u> | <u>August</u> | <u>September</u> | <u>October</u> | <u>November</u> | <u>December,2023</u> | <u>Total</u> | <u>% Mem</u> | <u>% Total</u> |
|------------------------|---------------------|-----------------|--------------|--------------|------------|-------------|-------------|---------------|------------------|----------------|-----------------|----------------------|--------------|---------------|----------------|
| Amery | 8 | 9 | 19 | | | | | | | | | | 36 | 6.47 | 5.03 |
| Baldwin | 11 | 10 | 13 | | | | | | | | | | 34 | 6.12 | 4.76 |
| Ellsworth | 15 | 11 | 11 | | | | | | | | | | 37 | 6.65 | 5.17 |
| Hudson | 36 | 32 | 39 | | | | | | | | | | 107 | 19.24 | 14.97 |
| N. Richmond | 29 | 23 | 35 | | | | | | | | | | 87 | 15.65 | 12.17 |
| Osceola | 13 | 12 | 14 | | | | | | | | | | 39 | 7.01 | 5.45 |
| Prescott | 8 | 8 | 9 | | | | | | | | | | 25 | 4.50 | 3.50 |
| River Falls | 32 | 29 | 42 | | | | | | | | | | 103 | 18.53 | 14.41 |
| Roberts | 2 | 4 | 5 | | | | | | | | | | 11 | 1.98 | 1.54 |
| Somerset | 23 | 19 | 23 | | | | | | | | | | 65 | 11.69 | 9.09 |
| Spring Valley | 5 | 3 | 4 | | | | | | | | | | 12 | 2.16 | 1.68 |
| Total - Members | 182 | 160 | 214 | | | | | | | | | | 556 | 100.00 | 77.76 |

| NON-MEMBERS | <u>January,2023</u> | <u>February</u> | <u>March</u> | <u>April</u> | <u>May</u> | <u>June</u> | <u>July</u> | <u>August</u> | <u>September</u> | <u>October</u> | <u>November</u> | <u>December,2023</u> | <u>Total</u> | <u>% Non-Mem</u> | <u>% Total</u> |
|----------------------------|---------------------|-----------------|--------------|--------------|------------|-------------|-------------|---------------|------------------|----------------|-----------------|----------------------|--------------|------------------|----------------|
| Eleva Strum | | | | | | | | | | | | | | | |
| Plum City | 2 | 3 | 4 | | | | | | | | | | 9 | 5.66 | 1.26 |
| Hammond | 7 | 8 | 6 | | | | | | | | | | 21 | 13.21 | 2.94 |
| Travel Center of A | 2 | 1 | 4 | | | | | | | | | | 7 | 4.40 | 0.98 |
| Mondovi | 9 | 8 | 10 | | | | | | | | | | 27 | 16.98 | 3.78 |
| Pepin | 9 | 8 | 9 | | | | | | | | | | 26 | 16.35 | 3.64 |
| Mazeppa | | | | | | | | | | | | | | | |
| West Concord | 2 | 1 | 1 | | | | | | | | | | 4 | 2.52 | 0.56 |
| Downsville | | | | | | | | | | | | | | | |
| Lake City | 22 | 20 | 23 | | | | | | | | | | 65 | 40.88 | 9.09 |
| Total - Non-Members | 53 | 49 | 57 | | | | | | | | | | 159 | 100.00 | 22.24 |

| | | | | | | | | | | | | | | | |
|---------------------------|------------|------------|------------|--|--|--|--|--|--|--|--|--|------------|--|---------------|
| Total - TRUCKLOADS | 235 | 209 | 271 | | | | | | | | | | 715 | | 100.00 |
|---------------------------|------------|------------|------------|--|--|--|--|--|--|--|--|--|------------|--|---------------|

WEST CENTRAL WISCONSIN BIOSOLIDS MEMBER AND NON-MEMBER SUMMARY BIOSOLIDS HAULING - POUNDS SOLIDS

| MEMBERS | <u>January,2023</u> | <u>February</u> | <u>March</u> | <u>April</u> | <u>May</u> | <u>June</u> | <u>July</u> | <u>August</u> | <u>September</u> | <u>October</u> | <u>November</u> | <u>December,2023</u> | <u>Total</u> | <u>% Mem</u> | <u>% Total</u> |
|------------------------|---------------------|-----------------|----------------|--------------|------------|-------------|-------------|---------------|------------------|----------------|-----------------|----------------------|----------------|---------------|----------------|
| Amery | 14,462 | 14,131 | 25,223 | | | | | | | | | | 53,816 | 5.57 | 4.77 |
| Baldwin | 18,177 | 18,303 | 20,789 | | | | | | | | | | 57,269 | 5.93 | 5.07 |
| Ellsworth | 15,097 | 10,751 | 16,026 | | | | | | | | | | 41,873 | 4.33 | 3.71 |
| Hudson | 68,712 | 61,660 | 62,543 | | | | | | | | | | 192,915 | 19.97 | 17.09 |
| N. Richmond | 77,854 | 50,305 | 66,713 | | | | | | | | | | 194,871 | 20.17 | 17.26 |
| Osceola | 16,876 | 17,299 | 17,545 | | | | | | | | | | 51,720 | 5.35 | 4.58 |
| Prescott | 17,544 | 16,725 | 13,435 | | | | | | | | | | 47,705 | 4.94 | 4.23 |
| River Falls | 72,221 | 69,949 | 86,259 | | | | | | | | | | 228,429 | 23.65 | 20.24 |
| Roberts | 6,527 | 10,803 | 11,440 | | | | | | | | | | 28,771 | 2.98 | 2.55 |
| Somerset | 18,648 | 16,496 | 18,921 | | | | | | | | | | 54,065 | 5.60 | 4.79 |
| Spring Valley | 5,291 | 4,195 | 5,082 | | | | | | | | | | 14,568 | 1.51 | 1.29 |
| Total - Members | 331,409 | 290,617 | 343,977 | | | | | | | | | | 966,002 | 100.00 | 85.58 |

| NON-MEMBERS | <u>January,2023</u> | <u>February</u> | <u>March</u> | <u>April</u> | <u>May</u> | <u>June</u> | <u>July</u> | <u>August</u> | <u>September</u> | <u>October</u> | <u>November</u> | <u>December,2023</u> | <u>Total</u> | <u>% Non-Mem</u> | <u>% Total</u> |
|----------------------------|---------------------|-----------------|---------------|--------------|------------|-------------|-------------|---------------|------------------|----------------|-----------------|----------------------|----------------|------------------|----------------|
| Eleva Strum | | | | | | | | | | | | | | | |
| Plum City | 1,848 | 2,854 | 2,682 | | | | | | | | | | 7,384 | 4.54 | 0.65 |
| Hammond | 7,186 | 8,315 | 6,076 | | | | | | | | | | 21,577 | 13.25 | 1.91 |
| Travel Center of A | 349 | 220 | 454 | | | | | | | | | | 1,023 | 0.63 | 0.09 |
| Mondovi | 9,459 | 6,263 | 9,155 | | | | | | | | | | 24,878 | 15.28 | 2.20 |
| Pepin | 5,761 | 5,107 | 4,225 | | | | | | | | | | 15,093 | 9.27 | 1.34 |
| Mazeppa | | | | | | | | | | | | | | | |
| West Concord | 2,671 | 1,637 | 805 | | | | | | | | | | 5,112 | 3.14 | 0.45 |
| Downsville | | | | | | | | | | | | | | | |
| Lake City | 30,779 | 27,516 | 29,451 | | | | | | | | | | 87,746 | 53.89 | 7.77 |
| Total - Non-Members | 58,054 | 51,910 | 52,849 | | | | | | | | | | 162,813 | 100.00 | 14.42 |

| | | | | | | | | | | | | | | | |
|-----------------------|----------------|----------------|----------------|--|--|--|--|--|--|--|--|--|------------------|--|---------------|
| Total - POUNDS | 389,462 | 342,527 | 396,826 | | | | | | | | | | 1,128,815 | | 100.00 |
|-----------------------|----------------|----------------|----------------|--|--|--|--|--|--|--|--|--|------------------|--|---------------|

Solids

March 2023

| Date | Amery % Solids | Baldwin % Solids | Ellsworth % Solids | Hudson % Solids | New Richmond % Solids | Osceola % Solids | Prescott % Solids | River Falls % Solids | Roberts % Solids | Somerset % Solids | Spring Valley % Solids | Eleva Strum % Solids | Plum City % Solids | Hammond % Solids | Travel Centers of A % Solids | Mondovi % Solids | Pepin % Solids | Mazeppa % Solids | West Concord % Solids | Downsville % Solids | Lake City % Solids |
|-----------|----------------|------------------|--------------------|-----------------|-----------------------|------------------|-------------------|----------------------|------------------|-------------------|------------------------|----------------------|--------------------|------------------|------------------------------|------------------|----------------|------------------|-----------------------|---------------------|--------------------|
| 3/1/2023 | 2.12 | | | 3.58 | 3.82 | 2.30 | | 3.65 | 4.20 | | | | | | | | | | | | 2.58 |
| 3/2/2023 | 1.98 | 3.44 | | 3.33 | 3.79 | | 3.25 | 3.56 | | 1.72 | | | | 1.67 | | 1.54 | 1.19 | | | | |
| 3/3/2023 | 2.39 | 3.30 | | | 4.57 | | | 3.59 | | 1.75 | | | | | | | | | | | 2.75 |
| 3/4/2023 | | | | | | | | | | | | | | | | | | | | | |
| 3/5/2023 | | | | | | | | | | | | | | | | | | | | | |
| 3/6/2023 | | | | 3.47 | 1.98 | 2.24 | 2.64 | 3.43 | | 1.43 | 2.08 | | | | 0.22 | 2.07 | | | | | 2.72 |
| 3/7/2023 | 3.24 | 3.02 | 2.34 | 3.39 | 2.44 | 2.28 | | 3.51 | | 1.53 | | | | 1.92 | | | 1.17 | | | | |
| 3/8/2023 | 2.76 | 2.68 | | 3.37 | 3.42 | 1.86 | 3.17 | 3.41 | 4.87 | 1.09 | | | 1.54 | | | | 0.99 | | | | 2.77 |
| 3/9/2023 | | 2.66 | | 3.46 | | | | 3.43 | | 1.00 | | | | | | 2.21 | | | | | 3.03 |
| 3/10/2023 | 3.82 | | | 3.33 | 1.98 | | | 3.34 | | | | | | 1.71 | | | | | | | 2.80 |
| 3/11/2023 | | | | | | | | | | | | | | | | | | | | | |
| 3/12/2023 | | | | | 2.87 | | | | | | | | | | | | | | | | |
| 3/13/2023 | | | | 3.14 | 2.77 | 2.38 | 2.52 | 3.50 | | 1.40 | 2.51 | | | | 0.27 | 1.35 | | | 1.72 | | 2.70 |
| 3/14/2023 | 1.10 | 2.65 | 2.14 | 3.12 | | 2.16 | | | | 1.55 | | | | 1.73 | | | 0.69 | | | | |
| 3/15/2023 | 0.79 | | | 3.08 | 3.16 | 2.01 | 2.64 | 4.50 | 4.14 | 1.29 | | | 1.37 | | | | 0.71 | | | | 2.68 |
| 3/16/2023 | | | | 2.99 | 3.58 | | | 3.53 | | 1.41 | | | | | | 0.99 | | | | | 2.87 |
| 3/17/2023 | 1.58 | 2.70 | | 3.04 | 4.15 | | | 3.56 | | | | | | 1.81 | | | | | | | |
| 3/18/2023 | | | | | | | | | | | | | | | | | | | | | |
| 3/19/2023 | | | | | | | | | | | | | | | | | | | | | |
| 3/20/2023 | | | | 3.01 | 2.75 | 2.94 | 2.85 | 3.65 | | 1.34 | 1.99 | | | | 0.25 | 1.28 | | | | | |
| 3/21/2023 | 1.23 | 3.28 | 2.13 | 3.07 | | 2.16 | | | | 1.42 | | | | 1.81 | | 1.27 | 0.79 | | | | 2.80 |
| 3/22/2023 | 3.15 | | | 4.43 | 3.61 | 2.20 | | 3.44 | 3.80 | 1.36 | | | 1.11 | | | | | | | | 2.61 |
| 3/23/2023 | | 3.01 | | 3.12 | 3.64 | | 3.03 | 3.64 | | 1.47 | | | | | | 1.49 | 0.74 | | | | 2.92 |
| 3/24/2023 | 2.75 | | | 3.15 | 3.09 | | | 3.49 | | | | | | | | | | | | | 2.83 |
| 3/25/2023 | | | | | | | | | | | | | | | | | | | | | |
| 3/26/2023 | | | | | | | | | | | | | | | | | | | | | |
| 3/27/2023 | | | | 3.03 | 3.11 | 2.54 | 3.07 | 3.54 | | 1.54 | 2.01 | | | | | 2.59 | | | | | 2.80 |
| 3/28/2023 | 0.74 | 2.65 | 2.64 | 3.21 | | 2.07 | | 2.43 | | 1.92 | | | | | | | 0.76 | | | | |
| 3/29/2023 | 2.92 | | | 3.34 | 3.37 | 1.95 | | 3.59 | 3.99 | 2.16 | | | 1.29 | | | | | | | | 2.95 |
| 3/30/2023 | 3.57 | 3.04 | | 3.29 | 3.67 | | 2.62 | 3.65 | | | | | | | | 2.48 | 0.81 | | | | |
| 3/31/2023 | 3.68 | 3.03 | | 3.01 | 3.52 | | | 3.67 | | 1.13 | | | | | | | | | | | 2.65 |
| Minimum | 0.74 | 2.65 | 2.13 | 2.99 | 1.98 | 1.86 | 2.52 | 2.43 | 3.80 | 1.00 | 1.99 | | 1.11 | 1.67 | 0.22 | 0.99 | 0.69 | | 1.72 | | 2.58 |
| Maximum | 3.82 | 3.44 | 2.64 | 4.43 | 4.57 | 2.94 | 3.25 | 4.50 | 4.87 | 2.16 | 2.51 | | 1.54 | 1.92 | 0.27 | 2.59 | 1.19 | | 1.72 | | 3.03 |
| Average | 2.36 | 2.96 | 2.31 | 3.27 | 3.26 | 2.24 | 2.87 | 3.53 | 4.20 | 1.47 | 2.15 | | 1.33 | 1.78 | 0.25 | 1.73 | 0.87 | | 1.72 | | 2.78 |

Biosolids Flow

March 2023

| Date | Amery Volume Gal | Baldwin Volume Gal | Ellsworth Volume Gal | Hudson Volume Gal | New Richmond Volume Gal | Osceola Volume Gal | Prescott Volume Gal | River Falls Volume Gal | Roberts Volume Gal | Somerset Volume Gal | Spring Valley Volume Gal | Eleva Strum Volume Gal | Plum City Volume Gal | Hammond Volume Gal | Travel Centers of A Volume Gal | Mondovi Volume Gal | Pepin Volume Gal | Mazeppa Volume Gal | West Concord Volume Gal | Downsville Volume Gal | Lake City Volume Gal | Total Member Volume Gal | Total Non-Member Volume Gal | Total Volume Gal | |
|-----------|------------------|--------------------|----------------------|-------------------|-------------------------|--------------------|---------------------|------------------------|--------------------|---------------------|--------------------------|------------------------|----------------------|--------------------|--------------------------------|--------------------|------------------|--------------------|-------------------------|-----------------------|----------------------|-------------------------|-----------------------------|------------------|--------|
| 3/1/2023 | 7,796 | | | 6,180 | 23,192 | 7,605 | | 23,391 | 7,483 | | | | | | 1 | | | | | | 11,770 | 75,647 | 11,771 | 87,418 | |
| 3/2/2023 | 7,777 | 7,657 | | 12,151 | 15,432 | | 7,820 | 23,453 | | 7,631 | | | | 6,865 | 7,638 | 7,758 | | | | | | 81,921 | 22,261 | 104,182 | |
| 3/3/2023 | 15,579 | 14,290 | | | 14,711 | | | 15,633 | | 15,198 | | | | | | | | | | | 5,612 | 75,411 | 5,612 | 81,023 | |
| 3/4/2023 | | | | | | | | | | | | | | | | | | | | | | | | | |
| 3/5/2023 | | | | | | | | | | | | | | | | | | | | | | | | | |
| 3/6/2023 | | | | 19,557 | 7,775 | 7,562 | 7,710 | 7,780 | | 7,674 | 7,471 | | | | 7,804 | 7,123 | | | | | 5,796 | 65,529 | 20,723 | 86,252 | |
| 3/7/2023 | 7,686 | 5,154 | 23,011 | 6,398 | 7,772 | 7,693 | | 7,801 | | 15,253 | | | | 6,939 | | | 7,801 | | | | | 80,768 | 14,740 | 95,508 | |
| 3/8/2023 | 7,756 | 7,660 | | 6,350 | 15,579 | 7,722 | 7,799 | 15,555 | 7,526 | 7,574 | | | 7,681 | | | | 7,703 | | | | 11,689 | 83,521 | 27,073 | 110,594 | |
| 3/9/2023 | | 6,323 | | 12,519 | | | | 23,394 | | 7,631 | | | | | | 7,406 | | | | | | 5,931 | 49,867 | 13,337 | 63,204 |
| 3/10/2023 | 7,768 | | | 6,448 | 7,669 | | | 7,804 | | | | | | 7,030 | | | | | | | | 5,440 | 29,689 | 12,470 | 42,159 |
| 3/11/2023 | | | | | | | | | | | | | | | | | | | | | | | | | |
| 3/12/2023 | | | | | 7,695 | | | | | | | | | | | | | | | | | 7,695 | | 7,695 | |
| 3/13/2023 | | | | 6,778 | 7,720 | 7,631 | 6,436 | 15,586 | | 7,550 | 7,775 | | | | 7,749 | 7,272 | | | 5,610 | | 5,612 | 59,476 | 26,243 | 85,719 | |
| 3/14/2023 | 7,808 | 7,349 | 22,920 | 26,692 | | 7,624 | | | | 14,920 | | | | 7,138 | | | 5,480 | | | | | 87,313 | 12,618 | 99,931 | |
| 3/15/2023 | 7,772 | | | 12,376 | 11,430 | 7,578 | 5,241 | 15,561 | 6,081 | 5,780 | | | 5,538 | | | | 5,648 | | | | 10,776 | 71,819 | 21,962 | 93,781 | |
| 3/16/2023 | | | | 11,588 | 15,426 | | | 23,234 | | 7,571 | | | | | | 5,813 | | | | | | 10,759 | 57,819 | 16,572 | 74,391 |
| 3/17/2023 | 7,756 | 7,511 | | 6,168 | 7,705 | | | 7,801 | | | | | | 7,140 | | | | | | | | 36,941 | 7,140 | 44,081 | |
| 3/18/2023 | | | | | | | | | | | | | | | | | | | | | | | | | |
| 3/19/2023 | | | | | | | | | | | | | | | | | | | | | | | | | |
| 3/20/2023 | | | | 5,509 | 15,401 | 7,483 | 5,111 | 20,936 | | 7,571 | 7,784 | | | | 6,546 | 5,662 | | | | | | 69,795 | 12,208 | 82,003 | |
| 3/21/2023 | 4,553 | 5,471 | 22,910 | 11,184 | | 5,701 | | | | 11,073 | | | | 5,954 | | 5,887 | 5,545 | | | | 5,526 | 60,892 | 22,912 | 83,804 | |
| 3/22/2023 | 11,221 | | | 5,595 | 12,282 | 5,284 | | 5,210 | 5,365 | 5,768 | | | 5,372 | | | | | | | | 11,262 | 50,725 | 16,634 | 67,359 | |
| 3/23/2023 | | 5,686 | | 10,450 | 5,478 | | 5,665 | 16,402 | | 4,786 | | | | | | 5,617 | 5,480 | | | | 5,068 | 48,467 | 16,165 | 64,632 | |
| 3/24/2023 | 11,111 | | | 16,401 | 16,499 | | | 10,702 | | | | | | | | | | | | | 5,574 | 54,713 | 5,574 | 60,287 | |
| 3/25/2023 | | | | | | | | | | | | | | | | | | | | | | | | | |
| 3/26/2023 | | | | | | | | | | | | | | | | | | | | | | | | | |
| 3/27/2023 | | | | 5,686 | 16,735 | 10,589 | 5,212 | 16,141 | | 5,377 | 5,171 | | | | | 5,629 | | | | | 5,056 | 64,911 | 10,685 | 75,596 | |
| 3/28/2023 | 5,377 | 6,084 | 15,327 | 16,489 | | 5,157 | | 5,516 | | 10,184 | | | | | | | 5,454 | | | | | 64,134 | 5,454 | 69,588 | |
| 3/29/2023 | 5,538 | | | 5,269 | 12,767 | 5,473 | | 5,497 | 5,896 | 4,726 | | | 5,255 | | | | | | | | 11,097 | 45,166 | 16,352 | 61,518 | |
| 3/30/2023 | 5,260 | 5,499 | | 5,485 | 11,448 | | 4,892 | 10,503 | | | | | | | | 5,507 | 5,317 | | | | | 43,087 | 10,824 | 53,911 | |
| 3/31/2023 | 5,401 | 5,018 | | 16,524 | 6,050 | | | 11,310 | | 5,605 | | | | | | | | | | | 10,847 | 49,908 | 10,847 | 60,755 | |
| Minimum | 4,553 | 5,018 | 15,327 | 5,269 | 5,478 | 5,157 | 4,892 | 5,210 | 5,365 | 4,726 | 5,171 | | 5,255 | 5,954 | 1 | 5,507 | 5,317 | | 5,610 | | 5,056 | 7,695 | 5,454 | 7,695 | |
| Maximum | 15,579 | 14,290 | 23,011 | 26,692 | 23,192 | 10,589 | 7,820 | 23,453 | 7,526 | 15,253 | 7,784 | | 7,681 | 7,140 | 7,804 | 7,638 | 7,801 | | 5,610 | | 11,770 | 87,313 | 27,073 | 110,594 | |
| Total | 126,159 | 83,702 | 84,168 | 231,797 | 238,766 | 93,102 | 55,886 | 289,210 | 32,351 | 151,872 | 28,201 | | 23,846 | 41,066 | 22,100 | 63,554 | 56,186 | | 5,610 | | 127,815 | 1,415,214 | 340,177 | 1,755,391 | |
| Average | 7,885 | 6,975 | 21,042 | 10,536 | 11,938 | 7,162 | 6,210 | 13,772 | 6,470 | 8,437 | 7,050 | | 5,962 | 6,844 | 5,525 | 6,355 | 6,243 | | 5,610 | | 7,988 | 58,967 | 14,790 | 73,141 | |

Biosolids pH

March 2023

| Date | Amery pH SU | Baldwin pH SU | Ellsworth pH SU | Hudson pH SU | New Richmond pH SU | Osceola pH SU | Prescott pH SU | River Falls pH SU | Roberts pH SU | Somerset pH SU | Spring Valley pH SU | Eleva Strum pH SU | Plum City pH SU | Hammond pH SU | Travel Center of A pH SU | Mondovi pH SU | Pepin pH SU | Mazeppa pH SU | West Concord pH SU | Downsville pH SU | Lake City pH SU |
|-----------|----------------|------------------|--------------------|-----------------|--------------------------|------------------|-------------------|----------------------|------------------|-------------------|---------------------------|-------------------------|--------------------|------------------|--------------------------------|------------------|----------------|------------------|--------------------------|---------------------|--------------------|
| 3/1/2023 | 6.33 | | | 7.42 | 6.07 | 7.02 | | 5.89 | 7.10 | | | | | | | | | | | | 7.34 |
| 3/2/2023 | 6.38 | 6.88 | | 7.37 | 5.81 | | 6.28 | 5.89 | | 6.54 | | | | 6.22 | | 6.84 | 6.92 | | | | |
| 3/3/2023 | 6.15 | 6.65 | | | 5.81 | | | 5.68 | | 6.17 | | | | | | | | | | | 6.92 |
| 3/4/2023 | | | | | | | | | | | | | | | | | | | | | |
| 3/5/2023 | | | | | | | | | | | | | | | | | | | | | |
| 3/6/2023 | | | | 7.45 | 6.15 | 7.00 | 6.31 | 5.98 | | 6.53 | 6.68 | | | | 7.28 | 6.82 | | | | | 7.48 |
| 3/7/2023 | 5.98 | 6.80 | 6.63 | 7.47 | 6.13 | 7.01 | | 5.98 | | 6.48 | | | | 6.26 | | | 6.95 | | | | |
| 3/8/2023 | 6.38 | 7.15 | | 7.57 | 6.21 | 7.07 | 6.41 | 6.19 | 7.03 | 6.58 | | | 7.09 | | | | 7.07 | | | | 7.30 |
| 3/9/2023 | | 6.80 | | 7.44 | | | | 5.95 | | 6.57 | | | | | | 6.80 | | | | | 7.12 |
| 3/10/2023 | 6.09 | | | 7.35 | 5.96 | | | 5.74 | | | | | | 6.23 | | | | | | | 6.79 |
| 3/11/2023 | | | | | | | | | | | | | | | | | | | | | |
| 3/12/2023 | | | | | 6.12 | | | | | | | | | | | | | | | | |
| 3/13/2023 | | | | 7.43 | 6.20 | 6.92 | 6.15 | 6.12 | | 6.53 | 6.57 | | | | 7.36 | 6.78 | | | 7.28 | | 7.26 |
| 3/14/2023 | 6.44 | 6.56 | 6.74 | 7.57 | | 7.02 | | | | 6.61 | | | | 6.25 | | | 7.04 | | | | |
| 3/15/2023 | 6.49 | | | 7.52 | 6.22 | 7.08 | 6.27 | 6.14 | 7.08 | 6.67 | | | 7.22 | | | | 7.09 | | | | 7.34 |
| 3/16/2023 | | | | 7.47 | 6.15 | | | 6.15 | | 6.75 | | | | | | 6.82 | | | | | 7.33 |
| 3/17/2023 | 6.29 | 6.83 | | 7.53 | 6.02 | | | 5.95 | | | | | | 6.20 | | | | | | | |
| 3/18/2023 | | | | | | | | | | | | | | | | | | | | | |
| 3/19/2023 | | | | | | | | | | | | | | | | | | | | | |
| 3/20/2023 | | | | 7.45 | 6.16 | 6.76 | 5.95 | 5.89 | | 6.45 | 6.61 | | | | 7.31 | 6.63 | | | | | |
| 3/21/2023 | 6.43 | 6.86 | 6.77 | 7.55 | | 7.02 | | | | 6.65 | | | | 6.18 | | 6.84 | 7.13 | | | | 7.42 |
| 3/22/2023 | 6.25 | | | 7.50 | 6.19 | 6.96 | | 5.93 | 7.04 | 6.59 | | | 7.18 | | | | | | | | 6.66 |
| 3/23/2023 | | 7.05 | | 7.56 | 6.10 | | 6.15 | 5.84 | | 6.67 | | | | | | 6.83 | 7.04 | | | | 7.15 |
| 3/24/2023 | 6.18 | | | 7.50 | 6.04 | | | 5.72 | | | | | | | | | | | | | 6.83 |
| 3/25/2023 | | | | | | | | | | | | | | | | | | | | | |
| 3/26/2023 | | | | | | | | | | | | | | | | | | | | | |
| 3/27/2023 | | | | 7.60 | 6.21 | 7.02 | 6.22 | 5.99 | | 6.59 | 6.75 | | | | | 6.91 | | | | | 7.25 |
| 3/28/2023 | 6.41 | 6.58 | 6.50 | 7.66 | | 7.04 | | 6.12 | | 6.48 | | | | | | | 6.99 | | | | |
| 3/29/2023 | 6.07 | | | 7.57 | 6.11 | 7.02 | | 5.87 | 7.03 | 6.27 | | | 7.19 | | | | | | | | 7.22 |
| 3/30/2023 | 6.33 | 6.72 | | 7.54 | 5.97 | | 6.07 | 5.83 | | | | | | | | 6.85 | 7.00 | | | | |
| 3/31/2023 | 6.22 | 6.44 | | 7.48 | 5.67 | | | 5.81 | | 6.13 | | | | | | | | | | | 6.87 |
| Minimum | 5.98 | 6.44 | 6.50 | 7.35 | 5.67 | 6.76 | 5.95 | 5.68 | 7.03 | 6.13 | 6.57 | | 7.09 | 6.18 | 7.28 | 6.63 | 6.92 | | 7.28 | | 6.66 |
| Maximum | 6.49 | 7.15 | 6.77 | 7.66 | 6.22 | 7.08 | 6.41 | 6.19 | 7.10 | 6.75 | 6.75 | | 7.22 | 6.26 | 7.36 | 6.91 | 7.13 | | 7.28 | | 7.48 |
| Average | 6.28 | 6.78 | 6.66 | 7.50 | 6.07 | 7.00 | 6.20 | 5.94 | 7.06 | 6.51 | 6.65 | | 7.17 | 6.22 | 7.32 | 6.81 | 7.03 | | 7.28 | | 7.14 |

Biosolids Pounds

March 2023

| Date | Amery Biosolids lbs | Baldwin Biosolids lbs | Ellsworth Biosolids lbs | Hudson Biosolids lbs | New Richmond Biosolids lbs | Osceola Biosolids lbs | Prescott Biosolids lbs | River Falls Biosolids lbs | Roberts Biosolids lbs | Somerset Biosolids lbs | Spring Valley Biosolids lbs | Eleva Strum Biosolids lbs | Plum City Biosolids lbs | Hammond Biosolids lbs | Travel Centers of A Biosolids lbs | Mondovi Biosolids lbs | Pepin Biosolids lbs | Mazeppa Biosolids lbs | West Concord Biosolids lbs | Downsville Biosolids lbs | Lake City Biosolids lbs | Total Member Biosolids lbs | Total Non-Member Biosolids lbs | Total Biosolids lbs | |
|-----------|---------------------|-----------------------|-------------------------|----------------------|----------------------------|-----------------------|------------------------|---------------------------|-----------------------|------------------------|-----------------------------|---------------------------|-------------------------|-----------------------|-----------------------------------|-----------------------|---------------------|-----------------------|----------------------------|--------------------------|-------------------------|----------------------------|--------------------------------|---------------------|-------|
| 3/1/2023 | 1,378 | | | 1,845 | 7,389 | 1,459 | | 7,120 | 2,621 | | | | | | | | | | | | 2,533 | 21,813 | 2,533 | 24,345 | |
| 3/2/2023 | 1,284 | 2,197 | | 3,375 | 4,878 | | 2,120 | 6,963 | | 1,095 | | | | 956 | | 981 | 770 | | | | | 21,911 | 2,707 | 24,618 | |
| 3/3/2023 | 3,105 | 3,933 | | | 5,607 | | | 4,681 | | 2,218 | | | | | | | | | | | 1,287 | 19,544 | 1,287 | 20,831 | |
| 3/4/2023 | | | | | | | | | | | | | | | | | | | | | | | | | |
| 3/5/2023 | | | | | | | | | | | | | | | | | | | | | | | | | |
| 3/6/2023 | | | | 5,660 | 1,284 | 1,413 | 1,698 | 2,226 | | 915 | 1,296 | | | | 143 | 1,230 | | | | | 1,315 | 14,491 | 2,688 | 17,178 | |
| 3/7/2023 | 2,077 | 1,298 | 4,491 | 1,809 | 1,582 | 1,463 | | 2,284 | | 1,946 | | | | 1,111 | | | 761 | | | | | 16,949 | 1,872 | 18,821 | |
| 3/8/2023 | 1,785 | 1,712 | | 1,785 | 4,444 | 1,198 | 2,062 | 4,424 | 3,057 | 689 | | | 987 | | | | 636 | | | | 2,700 | 21,154 | 4,323 | 25,477 | |
| 3/9/2023 | | 1,403 | | 3,613 | | | | 6,692 | | 636 | | | | | | 1,365 | | | | | 1,499 | 12,344 | 2,864 | 15,208 | |
| 3/10/2023 | 2,475 | | | 1,791 | 1,266 | | | 2,174 | | | | | | 1,003 | | | | | | | 1,270 | 7,706 | 2,273 | 9,979 | |
| 3/11/2023 | | | | | | | | | | | | | | | | | | | | | | | | | |
| 3/12/2023 | | | | | 1,842 | | | | | | | | | | | | | | | | | | 1,842 | | 1,842 |
| 3/13/2023 | | | | 1,775 | 1,783 | 1,515 | 1,353 | 4,550 | | 882 | 1,628 | | | | 174 | 819 | | | 805 | | 1,264 | 13,484 | 3,062 | 16,546 | |
| 3/14/2023 | 716 | 1,624 | 4,091 | 6,945 | | 1,373 | | | | 1,929 | | | | 1,030 | | | 315 | | | | | 16,679 | 1,345 | 18,024 | |
| 3/15/2023 | 512 | | | 3,179 | 3,012 | 1,270 | 1,154 | 5,840 | 2,100 | 622 | | | 633 | | | | 334 | | | | 2,409 | 17,689 | 3,376 | 21,065 | |
| 3/16/2023 | | | | 2,890 | 4,606 | | | 6,840 | | 890 | | | | | | 480 | | | | | 2,575 | 15,226 | 3,055 | 18,281 | |
| 3/17/2023 | 1,022 | 1,691 | | 1,564 | 2,667 | | | 2,316 | | | | | | 1,078 | | | | | | | | 9,260 | 1,078 | 10,338 | |
| 3/18/2023 | | | | | | | | | | | | | | | | | | | | | | | | | |
| 3/19/2023 | | | | | | | | | | | | | | | | | | | | | | | | | |
| 3/20/2023 | | | | 1,383 | 3,532 | 1,835 | 1,215 | 6,373 | | 846 | 1,292 | | | | 136 | 604 | | | | | | 16,476 | 741 | 17,217 | |
| 3/21/2023 | 467 | 1,497 | 4,070 | 2,864 | | 1,027 | | | | 1,311 | | | | 899 | | 624 | 365 | | | | 1,290 | 11,235 | 3,178 | 14,413 | |
| 3/22/2023 | 2,948 | | | 2,067 | 3,698 | 970 | | 1,495 | 1,700 | 654 | | | 497 | | | | | | | | 2,451 | 13,532 | 2,949 | 16,480 | |
| 3/23/2023 | | 1,427 | | 2,719 | 1,663 | | 1,432 | 4,979 | | 587 | | | | | | 698 | 338 | | | | 1,234 | 12,807 | 2,270 | 15,078 | |
| 3/24/2023 | 2,548 | | | 4,309 | 4,252 | | | 3,115 | | | | | | | | | | | | | 1,316 | 14,224 | 1,316 | 15,539 | |
| 3/25/2023 | | | | | | | | | | | | | | | | | | | | | | | | | |
| 3/26/2023 | | | | | | | | | | | | | | | | | | | | | | | | | |
| 3/27/2023 | | | | 1,437 | 4,341 | 2,243 | 1,334 | 4,765 | | 691 | 867 | | | | | 1,216 | | | | | 1,181 | 15,678 | 2,397 | 18,075 | |
| 3/28/2023 | 332 | 1,345 | 3,375 | 4,414 | | 890 | | 1,118 | | 1,631 | | | | | | | 346 | | | | | 13,104 | 346 | 13,450 | |
| 3/29/2023 | 1,349 | | | 1,468 | 3,588 | 890 | | 1,646 | 1,962 | 851 | | | 565 | | | | | | | | 2,730 | 11,754 | 3,296 | 15,049 | |
| 3/30/2023 | 1,566 | 1,394 | | 1,505 | 3,504 | | 1,069 | 3,197 | | | | | | | | 1,139 | 359 | | | | | 12,235 | 1,498 | 13,734 | |
| 3/31/2023 | 1,658 | 1,268 | | 4,148 | 1,776 | | | 3,462 | | 528 | | | | | | | | | | | 2,397 | 12,840 | 2,397 | 15,237 | |
| Minimum | 332 | 1,268 | 3,375 | 1,383 | 1,266 | 890 | 1,069 | 1,118 | 1,700 | 528 | 867 | | 497 | 899 | 136 | 480 | 315 | | 805 | | 1,181 | 1,842 | 346 | 1,842 | |
| Maximum | 3,105 | 3,933 | 4,491 | 6,945 | 7,389 | 2,243 | 2,120 | 7,120 | 3,057 | 2,218 | 1,628 | | 987 | 1,111 | 174 | 1,365 | 770 | | 805 | | 2,730 | 21,911 | 4,323 | 25,477 | |
| Total | 25,223 | 20,789 | 16,026 | 62,543 | 66,713 | 17,545 | 13,435 | 86,259 | 11,440 | 18,921 | 5,082 | | 2,682 | 6,076 | 454 | 9,155 | 4,225 | | 805 | | 29,451 | 343,977 | 52,849 | 396,826 | |
| Average | 1,576 | 1,732 | 4,007 | 2,843 | 3,336 | 1,350 | 1,493 | 4,108 | 2,288 | 1,051 | 1,271 | | 671 | 1,013 | 151 | 916 | 469 | | 805 | | 1,841 | 14,332 | 2,298 | 16,534 | |

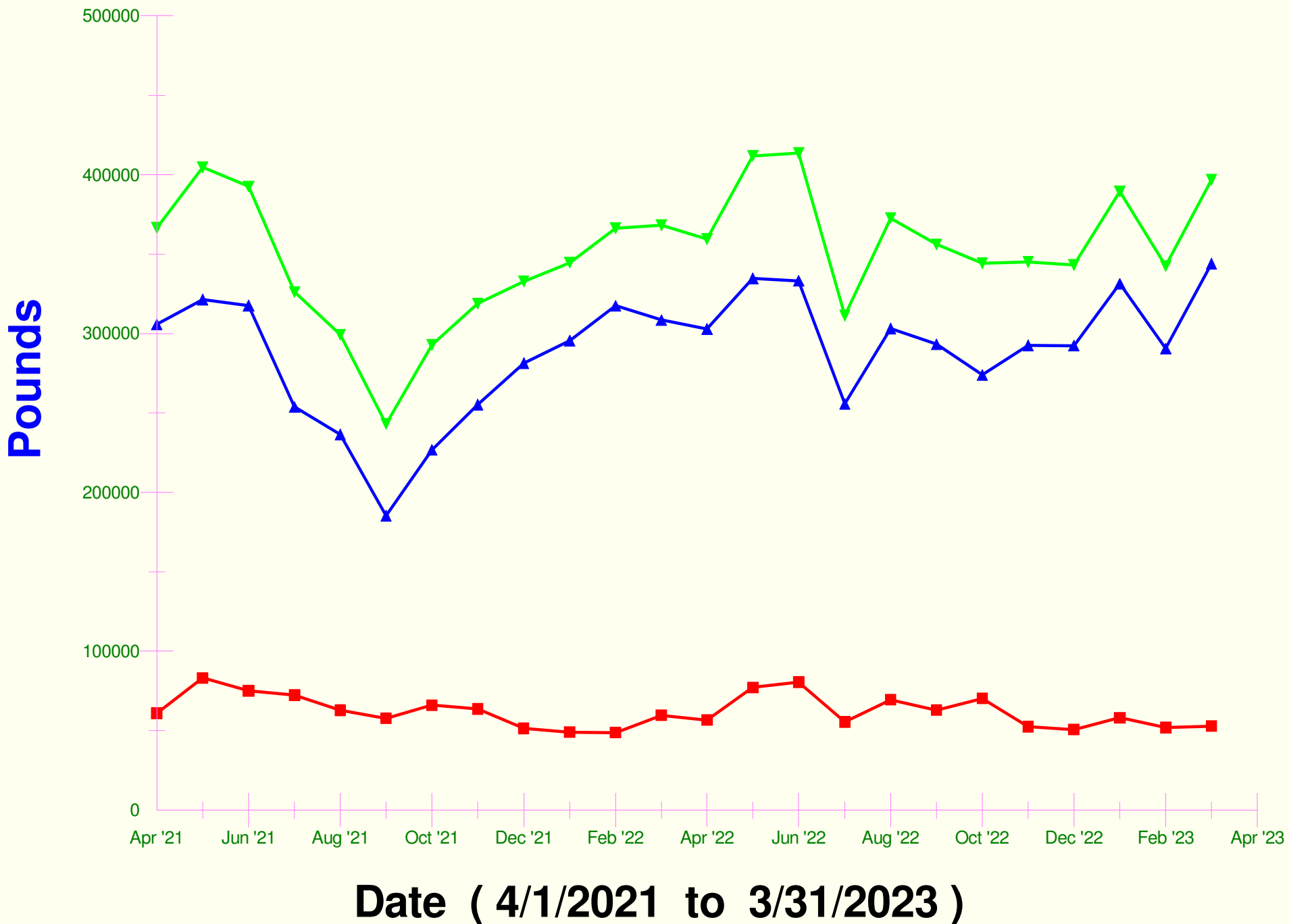
Daily Load Count

March 2023

| Date | Amery Daily Loads | Baldwin Daily Loads | Ellsworth Daily Loads | Hudson Daily Loads | New Richmond Daily Loads | Osceola Daily Loads | Prescott Daily Loads | River Falls Daily Loads | Roberts Daily Loads | Somerset Daily Loads | Spring Valley Daily Loads | Eleva Strum Daily Loads | Plum City Daily Loads | Hammond Daily Loads | Travel Centers of A Daily Loads | Mondovi Daily Loads | Pepin Daily Loads | Mazeppa Daily Loads | West Concord Daily Loads | Downsville Daily Loads | Lake City Daily Loads | Total Member Loads | Total Non-Member Loads | # Total Loads | |
|-----------|-------------------|---------------------|-----------------------|--------------------|--------------------------|---------------------|----------------------|-------------------------|---------------------|----------------------|---------------------------|-------------------------|-----------------------|---------------------|---------------------------------|---------------------|-------------------|---------------------|--------------------------|------------------------|-----------------------|--------------------|------------------------|---------------|----|
| 3/1/2023 | 1 | | | 1 | 3 | 1 | | 3 | 1 | | | | | | 1 | | | | | | 2 | 10 | 3 | 13 | |
| 3/2/2023 | 1 | 1 | | 2 | 2 | | 1 | 3 | | 1 | | | | 1 | | 1 | 1 | | | | | | 11 | 3 | 14 |
| 3/3/2023 | 2 | 2 | | | 2 | | | 2 | | 2 | | | | | | | | | | | | 1 | 10 | 1 | 11 |
| 3/4/2023 | | | | | | | | | | | | | | | | | | | | | | | | | |
| 3/5/2023 | | | | | | | | | | | | | | | | | | | | | | | | | |
| 3/6/2023 | | | | 3 | 1 | 1 | 1 | 1 | | 1 | 1 | | | | 1 | 1 | | | | | | 1 | 9 | 3 | 12 |
| 3/7/2023 | 1 | 1 | 3 | 1 | 1 | 1 | | 1 | | 2 | | | | 1 | | | 1 | | | | | | 11 | 2 | 13 |
| 3/8/2023 | 1 | 1 | | 1 | 2 | 1 | 1 | 2 | 1 | 1 | | | 1 | | | | | | | | | 2 | 11 | 4 | 15 |
| 3/9/2023 | | 1 | | 2 | | | | 3 | | 1 | | | | | | 1 | | | | | | 1 | 7 | 2 | 9 |
| 3/10/2023 | 1 | | | 1 | 1 | | | 1 | | | | | | 1 | | | | | | | | 1 | 4 | 2 | 6 |
| 3/11/2023 | | | | | | | | | | | | | | | | | | | | | | | | | |
| 3/12/2023 | | | | | 1 | | | | | | | | | | | | | | | | | | 1 | | 1 |
| 3/13/2023 | | | | 1 | 1 | 1 | 1 | 2 | | 1 | 1 | | | | 1 | 1 | | | 1 | | | 1 | 8 | 4 | 12 |
| 3/14/2023 | 1 | 1 | 3 | 4 | | 1 | | | | 2 | | | | 1 | | | 1 | | | | | | 12 | 2 | 14 |
| 3/15/2023 | 1 | | | 2 | 2 | 1 | 1 | 2 | 1 | 1 | | | 1 | | | | 1 | | | | | 2 | 11 | 4 | 15 |
| 3/16/2023 | | | | 2 | 2 | | | 3 | | 1 | | | | | | 1 | | | | | | 2 | 8 | 3 | 11 |
| 3/17/2023 | 1 | 1 | | 1 | 1 | | | 1 | | | | | | 1 | | | | | | | | | 5 | 1 | 6 |
| 3/18/2023 | | | | | | | | | | | | | | | | | | | | | | | | | |
| 3/19/2023 | | | | | | | | | | | | | | | | | | | | | | | | | |
| 3/20/2023 | | | | 1 | 2 | 1 | 1 | 3 | | 1 | 1 | | | | 1 | 1 | | | | | | | 10 | 2 | 12 |
| 3/21/2023 | 1 | 1 | 3 | 2 | | 1 | | | | 2 | | | | 1 | | 1 | 1 | | | | | 1 | 10 | 4 | 14 |
| 3/22/2023 | 2 | | | 1 | 2 | 1 | | 1 | 1 | 1 | | | 1 | | | | | | | | | 2 | 9 | 3 | 12 |
| 3/23/2023 | | 1 | | 2 | 1 | | 1 | 3 | | 1 | | | | | | 1 | 1 | | | | | 1 | 9 | 3 | 12 |
| 3/24/2023 | 2 | | | 3 | 3 | | | 2 | | | | | | | | | | | | | | 1 | 10 | 1 | 11 |
| 3/25/2023 | | | | | | | | | | | | | | | | | | | | | | | | | |
| 3/26/2023 | | | | | | | | | | | | | | | | | | | | | | | | | |
| 3/27/2023 | | | | 1 | 3 | 2 | 1 | 3 | | 1 | 1 | | | | | 1 | | | | | | 1 | 12 | 2 | 14 |
| 3/28/2023 | 1 | 1 | 2 | 3 | | 1 | | 1 | | 2 | | | | | | | 1 | | | | | | 11 | 1 | 12 |
| 3/29/2023 | 1 | | | 1 | 2 | 1 | | 1 | 1 | 1 | | | 1 | | | | | | | | | 2 | 8 | 3 | 11 |
| 3/30/2023 | 1 | 1 | | 1 | 2 | | 1 | 2 | | | | | | | | 1 | 1 | | | | | | 8 | 2 | 10 |
| 3/31/2023 | 1 | 1 | | 3 | 1 | | | 2 | | 1 | | | | | | | | | | | | 2 | 9 | 2 | 11 |
| Minimum | 1 | 1 | 2 | 1 | 1 | 1 | 1 | 1 | 1 | 1 | 1 | | 1 | 1 | 1 | 1 | 1 | | 1 | | 1 | 1 | 1 | 1 | 1 |
| Maximum | 2 | 2 | 3 | 4 | 3 | 2 | 1 | 3 | 1 | 2 | 1 | | 1 | 1 | 1 | 1 | 1 | | 1 | | 2 | 12 | 4 | 15 | |
| Total | 19 | 13 | 11 | 39 | 35 | 14 | 9 | 42 | 5 | 23 | 4 | | 4 | 6 | 4 | 10 | 9 | | 1 | | 23 | 214 | 57 | 271 | |
| Average | 1 | 1 | 3 | 2 | 2 | 1 | 1 | 2 | 1 | 1 | 1 | | 1 | 1 | 1 | 1 | 1 | | 1 | | 1 | 9 | 2 | 11 | |

POUNDS

▲ Total Member Biosolids (Mo Tot) ■ Total Non-Member Biosolids (Mo Tot) ▼ Total Biosolids (Mo Tot)

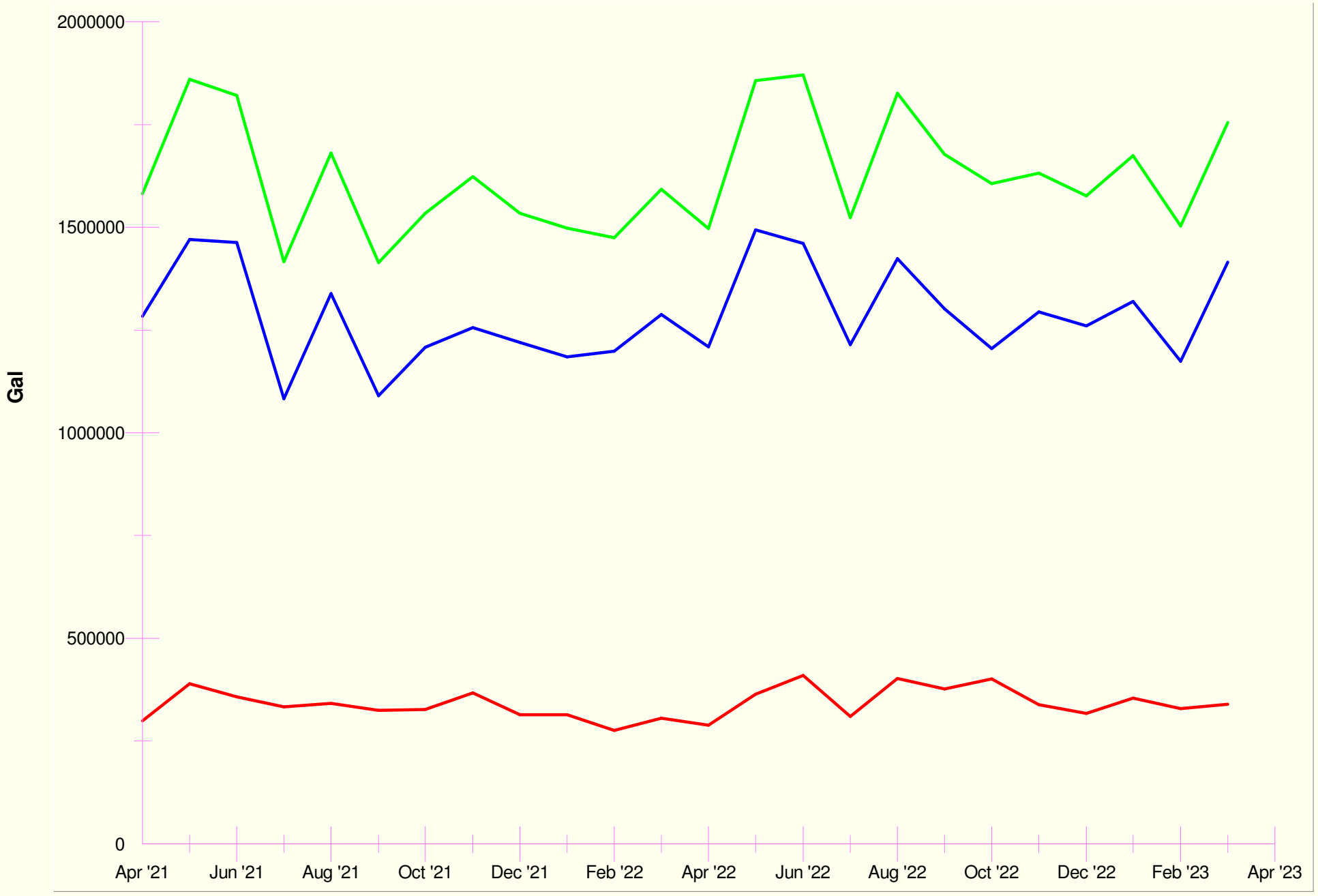


Gallons

■ Total Member Volume (Mo Tot)


■ Total Non-Member Volume (Mo Tot)


■ Total Volume (Mo Tot)




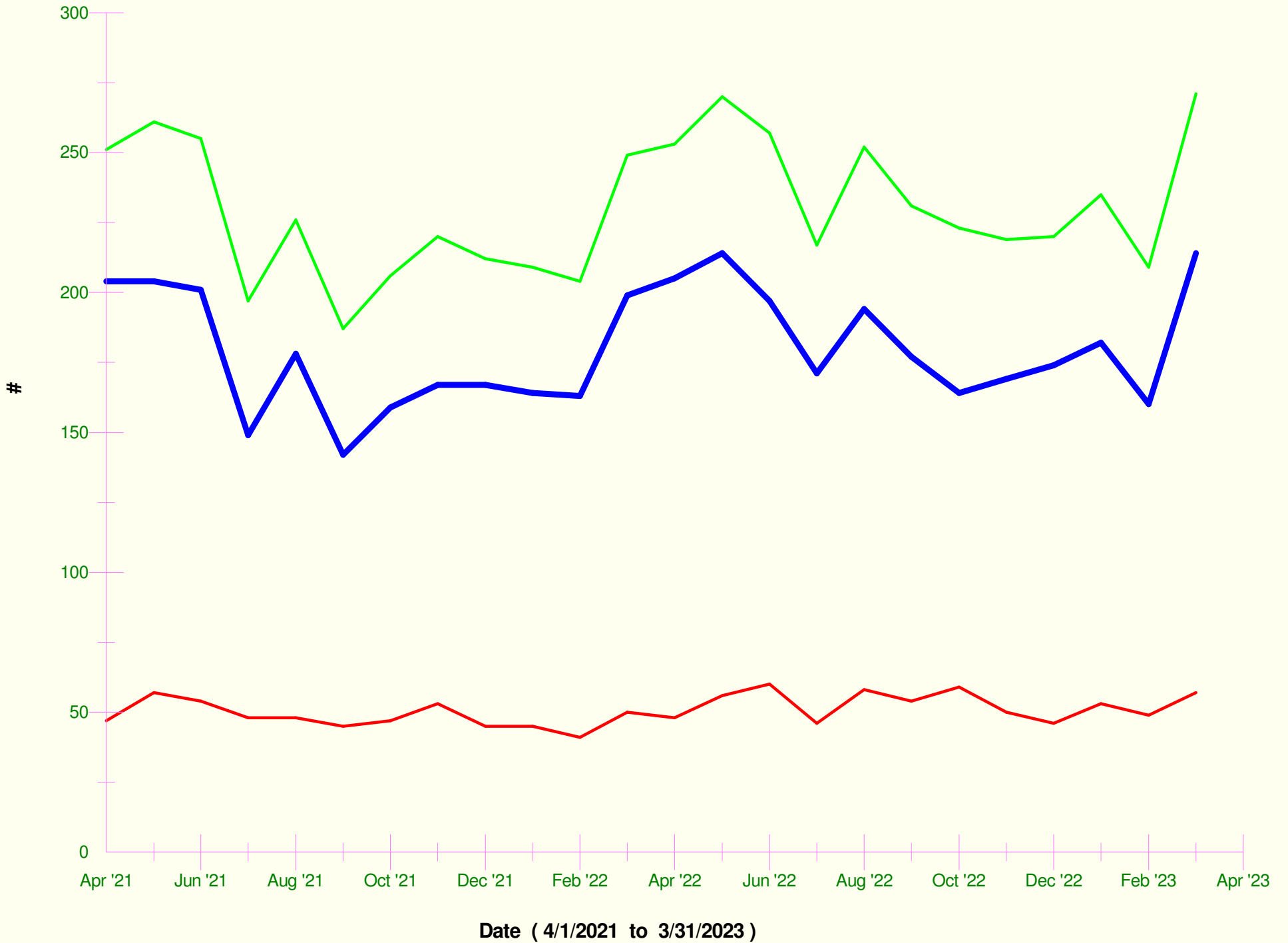
Date (4/1/2021 to 3/31/2023)

Truckloads

 Total Member Loads (Mo Tot)

 Total Non-Member Loads (Mo Tot)

 Total Loads (Mo Tot)



Centrate Report WCWBF

| | Centrate BOD | Centrate TSS | Centrate NH3 | Centrate Phosphoru s |
|----------------|-------------------------|-------------------------|-------------------------|-------------------------------------|
| Month | mg/l | mg/l | mg/l | mg/l |
| Apr 2022 | 1,252 | 613 | 344 | 14.40 |
| May 2022 | 848 | 797 | 350 | 3.19 |
| Jun 2022 | 699 | 695 | 368 | 3.48 |
| Jul 2022 | 1,675 | 751 | 356 | 3.89 |
| Aug 2022 | 492 | 762 | 335 | 10.07 |
| Sep 2022 | 577 | 840 | 292 | 12.96 |
| Oct 2022 | 602 | 547 | 313 | 9.24 |
| Nov 2022 | 730 | 578 | 315 | 10.42 |
| Dec 2022 | 801 | 824 | 300 | 13.58 |
| Jan 2023 | 1,302 | 1,921 | 326 | 16.15 |
| Feb 2023 | 692 | 614 | 341 | 12.23 |
| Mar 2023 | 1,013 | 932 | 383 | 17.48 |
| Minimum | 492 | 547 | 292 | 3.19 |
| Maximum | 1,675 | 1,921 | 383 | 17.48 |
| Total | 10,684 | 9,871 | 4,020 | 127.08 |
| Average | 890 | 823 | 335 | 10.59 |

Centrate monthly

| Date | 01000 Acceptance\Centrate\Testing | | | |
|-----------|-----------------------------------|----------------------|----------------------|-----------------------------|
| | Centrate BOD mg/l | Centrate TSS mg/l | Centrate NH3 mg/l | Centrate Phosphorus mg/l |
| 3/1/2023 | | | | |
| 3/2/2023 | 1,053 | 1,052 | 387 | 8.80 |
| 3/3/2023 | | | | |
| 3/4/2023 | | | | |
| 3/5/2023 | | | | |
| 3/6/2023 | | | | |
| 3/7/2023 | | | | |
| 3/8/2023 | | | | |
| 3/9/2023 | 450 | 280 | 298 | 12.00 |
| 3/10/2023 | | | | |
| 3/11/2023 | | | | |
| 3/12/2023 | | | | |
| 3/13/2023 | | | | |
| 3/14/2023 | | | | |
| 3/15/2023 | | | | |
| 3/16/2023 | 1,331 | 924 | 429 | 28.50 |
| 3/17/2023 | | | | |
| 3/18/2023 | | | | |
| 3/19/2023 | | | | |
| 3/20/2023 | | | | |
| 3/21/2023 | | | | |
| 3/22/2023 | | | | |
| 3/23/2023 | 1,563 | 1,552 | 396 | 19.80 |
| 3/24/2023 | | | | |
| 3/25/2023 | | | | |
| 3/26/2023 | | | | |
| 3/27/2023 | | | | |
| 3/28/2023 | | | | |
| 3/29/2023 | | | | |
| 3/30/2023 | 668 | 850 | 403 | 18.30 |
| 3/31/2023 | | | | |
| Minimum | 450 | 280 | 298 | 8.80 |
| Maximum | 1,563 | 1,552 | 429 | 28.50 |
| Total | 5,065 | 4,658 | 1,913 | 87.40 |
| Average | 1,013 | 932 | 383 | 17.48 |