



WEST CENTRAL
BIOSOLIDS

COMMISSION MEETING

And

Meeting of the Members

677 Bio Avenue Ellsworth, WI 54011

February 16th, 2023 – 8:30 a.m.

Roll call. Please join my meeting from your computer, tablet or smartphone.

<https://meet.goto.com/213194653> You can also dial in using your phone.

(For supported devices, tap a one-touch number below to join instantly.)

United States: +1 (872) 240-3412

- One-touch: <tel:+18722403412,,213194653#>

Access Code: 213-194-653

CONSENT AGENDA:

1. Approval of bills.
2. Approval of Minutes

FINANCIAL REPORTS:

3. Approval of the January financial reports.

FACILITIES REPORT:

4. Facility report

OLD BUSINESS

5. Phase 0.5 project bid review
6. Phase 0.5 project discussion / approval
7. Phase 1 Engineering update,
8. Baldwin Storage tank proposal

New Business

9. **None**

MISCELLANEOUS:

10. Communications and future agenda items.

ADJOURNMENT:

11. Adjournment.

Randy Lindquist.
Superintendent



MEMORANDUM

To: Commissioners

Date: 02/09/2023

Title: Bills

Total Bills Paid	\$	202,565.10
Payroll	\$	8,453.79
Total Payments	\$	211,018.89

Check Nbr	Check Date	Vendor name	Check Amount
ETF	01/30/2023	EMPLOYEE TRUST FUNDS	\$ 2,994.90
IRS	01/30/2023	IRS - 941 V PAYMENT	\$ 5,025.34
15990	01/16/2023	Aquatic Informatics	\$ 10,098.00
15991	01/16/2023	Donohue & Associates, Inc	\$ 31,179.55
15992	01/16/2023	VILLAGE OF ELLSWORTH	\$ 1,046.46
15993	01/16/2023	SECURIAN FINANCIAL GROUP INC	\$ 134.50
15994	01/16/2023	WORKHORSE SOFTWARE	\$ 3,450.00
15995	01/16/2023	RUNNINGS	\$ 90.72
15996	01/16/2023	CITY OF RIVER FALLS	\$ 1,316.96
15997	01/16/2023	MID-AMERICAN RESEARCH CHEMICAL	\$ 2,076.11
15998	01/16/2023	Energenecs Inc	\$ 10,000.00
15999	01/23/2023	COUNTY-WIDE EXTINGUISHER SERVICE INC	\$ 97.50
16000	01/23/2023	GFL ENVIRONMENTAL	\$ 84.53
16001	01/23/2023	McMaster-Carr	\$ 87.82
16002	01/23/2023	WRWA	\$ 110.00
16003	01/27/2023	CARD MEMBER SERVICES	\$ 1,362.97
16004	01/27/2023	B & B ELECTRIC INC	\$ 132.00
16005	01/27/2023	COORDINATED BUSINESS SYSTEMS	\$ 58.44
16006	01/27/2023	GRAYMONT (WI) LLC	\$ 17,369.51
16007	01/27/2023	McMaster-Carr	\$ 927.80
16008	01/27/2023	SPIRIT COMPANIES INC	\$ 94.28
16009	01/27/2023	WEIGH RITE SCALE CO INC	\$ 350.00
16010	01/30/2023	Bear Graphics	\$ 226.25
16011	01/30/2023	WE ENERGIES	\$ 1,313.93
16015	02/06/2023	Chucks Mobile Repair	\$ 1,365.00
16016	01/31/2023	Synagro Technologies, Inc	\$ 76,188.02
16017	02/09/2023	CITY OF RIVER FALLS	\$ 938.30
16018	02/09/2023	CLIFTONLARSONALLEN	\$ 4,200.00
16019	02/09/2023	GRAYMONT (WI) LLC	\$ 12,506.02
16020	02/09/2023	HAWKINS, INC.	\$ 5,189.65
16021	02/09/2023	HOFMEISTER OIL CO	\$ 212.24

16022	02/09/2023	HUEBSCH	\$	673.45
16023	02/09/2023	MID-AMERICAN RESEARCH CHEMICAL	\$	1,059.09
16024	02/09/2023	POWERPLAN OIB	\$	114.57
16025	02/09/2023	SECURIAN FINANCIAL GROUP INC	\$	134.50
WI457	01/16/2023	Empower Retirement Deffered comp	\$	750.00
WI457	01/16/2023	Empower Retirement Deffered comp	\$	800.00
WI457	01/30/2023	Empower Retirement Deffered comp	\$	800.00
WIDOR	01/30/2023	WI DEPT REVENUE W/H TAX	\$	841.56
MEDICA	01/16/2023	MEDICA	\$	6,101.94
VERIZON	01/27/2023	VERIZON WIRELESS	\$	52.47
AT&TPHONE	01/23/2023	AT&T PHONE	\$	238.05
PRINCIPAL	01/30/2023	Principal Life Insurance	\$	229.04
HEALTHPART	01/27/2023	HEALTH PARTNERS	\$	361.95
AT&TINTERNET	01/23/2023	AT&T Internet	\$	181.68
			\$	202,565.10

West Central Wisconsin Biosolids Facility

Commission meeting

January 26th 2023

Board Members Present: Gary Newton, John Bond, Steve Skinner

Board Member Absent: Kevin Westhuis, Greg Engeset

Others present: Rick Caruso Jim Thaing, Eric Lynne,

Present online: Joe intihar

Meeting called to order by Gary Newton at 8:37 am.

Consent Agenda:

Motion made and passed to approve February bills totaling \$183,624.18. M/S John/Steve

There were no meeting minutes from the previous meeting to approve at this time.

Financial Report:

Randy discussed financial report outlined in agenda packet. Motion made and passed to approve financial report. M/S Steve/John

Facilities Report:

- Odor control chemical Carus used at the Biosolids facility cannot be reordered do to the facility burning down last month. That facility is the only U.S. facility that was presently producing the chemical. Randy has been checking on a substitute he can use until he can find a supplier for Carus again.
- Randy has been working on few minor repairs. Nothing major.
- He has been working to get proposals to do repairs to the cake conveyor. Conveyor needs a new belt and few bearings replaced. It has been hard to get someone out do to it. Everyone has been too busy.
- Lime silo #2 fill pipe has a hole in it. Randy is working to get someone to come out and repair it.

Old Business:

- **Engineering update:**
 - Three-interested contractor got plans for bidding the project. February 7th will be bid opening. Donohue has been looking into dryer information as they are starting to think about the next phase. Donohue was looking at needed capacity for the new dryer. The thought had been expressed would it be possible go smaller with a dryer with River Falls leaving. Eric has been reviewing the facility plan information. He commented that with River Falls leaving and the communities growing as they are, the original dryer sizing is correct and will be needed for future facility drying needs. If River Falls had stayed as member, the original Dryer sizing would have likely been on the small side.
- **Baldwin Storage Tank proposal:**
 - Gary had no information at this time from the Village of Baldwin.

New Business:

- No new business.

Miscellaneous:

- Baldwin Storage tank proposal

Adjournment:

Meeting adjourned at 10:40 am. Motion made and passed. M/S Gary/John

West Cental Wisconsin Biosolids Facility
Budget Statement

month # 1

The period of January 1-31, 2023

	Current Month January-23	Budgeted January-23	Variance	YTD actual 2023	YTD Budget 2023	Variance	Budget 2023	% of Budget
Processing Revenues:								
Charges to member facilities	165,373.09	146,243.27	19,129.82	165,373.09	146,243.27	19,129.82	\$ 1,754,919.28	9%
Charges to non-member facilities	32,544.51	35,151.69	(2,607.18)	32,544.51	35,151.69	(2,607.18)	\$ 421,820.29	8%
Other revenues	0.00	0.00	0.00	0.00	0.00	0.00	\$ -	
	<u>197,917.60</u>	<u>181,394.96</u>	<u>16,522.64</u>	<u>197,917.60</u>	<u>181,394.96</u>	<u>16,522.64</u>	<u>\$ 2,176,739.57</u>	
Transportation								
Members	57,463.32	70,395.55	(12,932.23)	57,463.32	70,395.55	(12,932.23)	\$ 844,746.58	7%
Non-members	17,926.66	19,532.31	(1,605.65)	17,926.66	19,532.31	(1,605.65)	\$ 234,387.75	8%
Total transportation expenses	<u>75,389.98</u>	<u>89,927.86</u>	<u>(14,537.88)</u>	<u>75,389.98</u>	<u>89,927.86</u>	<u>(14,537.88)</u>	<u>\$ 1,079,134.33</u>	7%
Total Revenues:								
Charges to member facilities	222,836.41	216,638.82	6,197.59	222,836.41	216,638.82	6,197.59	\$ 2,599,665.86	9%
Charges to non-member facilities	50,471.17	54,684.00	(4,212.83)	50,471.17	54,684.00	(4,212.83)	\$ 656,208.04	8%
Other revenues			0.00	0.00	0.00	0.00	\$ -	
Total charges for services	<u>273,307.58</u>	<u>271,322.83</u>	<u>1,984.76</u>	<u>273,307.58</u>	<u>271,322.83</u>	<u>1,984.76</u>	<u>\$ 3,255,873.90</u>	

West Cental Wisconsin Biosolids Facility

month # 1

Budget Statement

The period of January 1-31, 2023

		Current Month January-23	Budgeted January-23	Variance	YTD actual 2023	YTD Budget 2023	Variance	Budget 2023	% of Budget
Expenditures:									
Operating expenses:									
Salaries & wages	51110	19,467.28	19,346.70	120.58	19,467.28	19,346.70	120.58	\$ 232,160.40	8%
FICA/medicare	51121	1,420.28	1,480.02	(59.74)	1,420.28	1,480.02	(59.74)	\$ 17,760.27	8%
Retirement	51122	1,323.30	1,315.58	7.72	1,323.30	1,315.58	7.72	\$ 15,786.91	8%
Health insurance	51131	6,192.93	6,750.00	(557.07)	6,192.93	6,750.00	(557.07)	\$ 81,000.00	8%
Life insurance	51132	134.50	166.67	(32.17)	134.50	166.67	(32.17)	\$ 2,000.00	7%
Health Savings Accounts	51133	12,000.00	1,000.00	11,000.00	12,000.00	1,000.00	11,000.00	\$ 12,000.00	100%
Telephone	51210	472.20	583.33	(111.13)	472.20	583.33	(111.13)	\$ 7,000.00	7%
Water and Sewer service	51220	0.00	583.33	(583.33)	0.00	583.33	(583.33)	\$ 7,000.00	0%
Electricity	51230	6,598.90	5,833.33	765.57	6,598.90	5,833.33	765.57	\$ 70,000.00	9%
Natural gas	51240	1,313.93	833.33	480.60	1,313.93	833.33	480.60	\$ 10,000.00	13%
Training	51250	110.00	250.00	(140.00)	110.00	250.00	(140.00)	\$ 3,000.00	4%
Lawn care	51260	0.00	83.33	(83.33)	0.00	83.33	(83.33)	\$ 1,000.00	0%
Sludge conditioning chemicals	51310	19,354.34	20,833.33	(1,478.99)	19,354.34	20,833.33	(1,478.99)	\$ 250,000.00	8%
Hot dust/ quick lime	51320	17,369.51	18,855.83	(1,486.32)	17,369.51	18,855.83	(1,486.32)	\$ 226,270.00	8%
Sulfamic Acid	51340	0.00	916.67	(916.67)	0.00	916.67	(916.67)	\$ 11,000.00	0%
Lab supplies	51410	0.00	416.67	(416.67)	0.00	416.67	(416.67)	\$ 5,000.00	0%
Outside lab testing	51420	0.00	500.00	(500.00)	0.00	500.00	(500.00)	\$ 6,000.00	0%
Misc general expenses	51425	119.89	1,416.67	(1,296.78)	119.89	1,416.67	(1,296.78)	\$ 17,000.00	1%
Boot allowance	51426	0.00	25.00	(25.00)	0.00	25.00	(25.00)	\$ 300.00	0%
Engineering	51427	0.00	0.00	0.00	0.00	0.00	0.00	\$ -	
SCADA	51450	0.00	0.00	0.00	0.00	0.00	0.00	\$ -	
Fuel for equipment	51510	86.47	333.33	(246.86)	86.47	333.33	(246.86)	\$ 4,000.00	2%
Contingency	51620	0.00	2,500.00	(2,500.00)	0.00	2,500.00	(2,500.00)	\$ 30,000.00	0%
Centrate treatment Bio	51621	0.00	416.67	(416.67)	0.00	416.67	(416.67)	\$ 5,000.00	0%
Centrtate Treamtent others	51621	938.30	500.00	438.30	938.30	500.00	438.30	\$ 6,000.00	16%
Centrate Trans Bio	51621	0.00	416.67	(416.67)	0.00	416.67	(416.67)	\$ 5,000.00	0%
Cent Trans Others	51621	798.04	500.00	298.04	798.04	500.00	298.04	\$ 6,000.00	13%
Phosphorus chemicals	51710	0.00	8,333.33	(8,333.33)	0.00	8,333.33	(8,333.33)	\$ 100,000.00	0%

West Cental Wisconsin Biosolids Facility

month # 1

Budget Statement

The period of January 1-31, 2023

		Current Month	Budgeted		YTD actual	YTD Budget		Budget	% of Budget
		January-23	January-23	Variance	2023	2023	Variance	2023	
Property & liability insurance	51810	0.00	1,416.67	(1,416.67)	0.00	1,416.67	(1,416.67)	\$ 17,000.00	0%
Workers compensation	51820	0.00	666.67	(666.67)	0.00	666.67	(666.67)	\$ 8,000.00	0%
PiLT	51825	0.00	4,165.08	(4,165.08)	0.00	4,165.08	(4,165.08)	\$ 49,980.99	0%
Environmental fees	51850	0.00	31.67	(31.67)	0.00	31.67	(31.67)	\$ 380.00	0%
Odor control chemicals	51990	0.00	4,166.67	(4,166.67)	0.00	4,166.67	(4,166.67)	\$ 50,000.00	0%
Total Operating Expenses		87,699.87	104,636.55	(16,936.68)	87,699.87	104,636.55	(16,936.68)	\$ 1,255,638.57	7%

Maintenance expenses:

Structures & improvements	52110	1,921.21	3,333.33	(1,412.12)	1,921.21	3,333.33	(1,412.12)	\$ 40,000.00	5%
Safety training & supplies	52116	97.50	416.67	(319.17)	97.50	416.67	(319.17)	\$ 5,000.00	2%
HVAC	52120	0.00	416.67	(416.67)	0.00	416.67	(416.67)	\$ 5,000.00	0%
Dewatering equipment	52210	0.00	833.33	(833.33)	0.00	833.33	(833.33)	\$ 10,000.00	0%
Sludge cake mixer	52220	0.00	416.67	(416.67)	0.00	416.67	(416.67)	\$ 5,000.00	0%
Receiving station equipment	52230	0.00	41.67	(41.67)	0.00	41.67	(41.67)	\$ 500.00	0%
Conveying equipment	52240	0.00	4,166.67	(4,166.67)	0.00	4,166.67	(4,166.67)	\$ 50,000.00	0%
Loader	52250	0.00	208.33	(208.33)	0.00	208.33	(208.33)	\$ 2,500.00	0%
Pickup truck	52255	94.28	166.67	(72.39)	94.28	166.67	(72.39)	\$ 2,000.00	5%
Scale	52260	350.00	416.67	(66.67)	350.00	416.67	(66.67)	\$ 5,000.00	7%
Sludge & centrate tanks	52270	0.00	0.00	0.00	0.00	0.00	0.00	\$ -	
Sludge Feed pumps	52280	0.00	2,083.33	(2,083.33)	0.00	2,083.33	(2,083.33)	\$ 25,000.00	0%
Odor Control Equipment	52300	415.80	2,083.33	(1,667.53)	415.80	2,083.33	(1,667.53)	\$ 25,000.00	2%
Silos	52400	0.00	166.67	(166.67)	0.00	166.67	(166.67)	\$ 2,000.00	0%
Maintenance office equipment	52810	0.00	83.33	(83.33)	0.00	83.33	(83.33)	\$ 1,000.00	0%
Projects	52910	0.00	0.00	0.00	0.00	0.00	0.00	\$ -	
SCADA	52990	0.00	416.67	(416.67)	0.00	416.67	(416.67)	\$ 5,000.00	0%
Total Maintenance Expenses		2,878.79	15,250.00	(12,371.21)	2,878.79	15,250.00	(12,371.21)	\$ 183,000.00	2%

West Cental Wisconsin Biosolids Facility

month # 1

Budget Statement

The period of January 1-31, 2023

		Current Month January-23	Budgeted January-23	Variance	YTD actual 2023	YTD Budget 2023	Variance	Budget 2023	% of Budget
Administrative:									
Salaries & Wages	53110	2,554.02	1,500.00	1,054.02	2,554.02	1,500.00	1,054.02	\$ 18,000.00	14%
FICA/medicare	53121	187.37	114.75	72.62	187.37	114.75	72.62	\$ 1,377.00	14%
Retirement	53122	173.66	102.00	71.66	173.66	102.00	71.66	\$ 1,224.00	14%
Health insurance	53131	500.00	500.00	0.00	500.00	500.00	0.00	\$ 6,000.00	8%
Life insurance	53132	0.00	41.67	(41.67)	0.00	41.67	(41.67)	\$ 500.00	0%
Commission expenses	53210	51.75	333.33	(281.58)	51.75	333.33	(281.58)	\$ 4,000.00	1%
Office supplies & expenses	53310	284.69	333.33	(48.64)	284.69	333.33	(48.64)	\$ 4,000.00	7%
WEB Site & Software	53311	0.00	333.33	(333.33)	0.00	333.33	(333.33)	\$ 4,000.00	0%
Outside legal services	53315	0.00	833.33	(833.33)	0.00	833.33	(833.33)	\$ 10,000.00	0%
Outside bookkeeping services	53316	0.00	0.00	0.00	0.00	0.00	0.00	\$ -	
Accounting & Auditing	53410	0.00	1,250.00	(1,250.00)	0.00	1,250.00	(1,250.00)	\$ 15,000.00	0%
Engineering	53420	0.00	20,833.33	(20,833.33)	0.00	20,833.33	(20,833.33)	\$ 250,000.00	0%
Computer software	53990	3,450.00	333.33	3,116.67	3,450.00	333.33	3,116.67	\$ 4,000.00	86%
Total administrative expenses		7,201.49	26,508.42	(19,306.93)	7,201.49	26,508.42	(19,306.93)	\$ 318,101.00	
Marketing:									
Product marketing & distribution	55100	0.00	7,916.67	(7,916.67)	0.00	7,916.67	(7,916.67)	\$ 95,000.00	0%
Marketing wages	55600	0.00	0.00	0.00	0.00	0.00	0.00	\$ -	
Marketing fees	55300	0.00	0.00	0.00	0.00	0.00	0.00	\$ -	
Total marketing expenses		0.00	7,916.67	(7,916.67)	0.00	7,916.67	(7,916.67)	\$ 95,000.00	
Debt Service									
Utility Revenue Loan		0.00	0.00	0.00	0.00	0.00	0.00	\$ -	
Replacement Fund									
		27,083.33	27,083.33	(0.00)	27,083.33	27,083.33	(0.00)	\$ 325,000.00	8%
Transfer from Replacement Fund									
		-	-	-	-	-	-	\$ -	#DIV/0!

West Central Wisconsin Biosolids Facility
Budget Statement

month # 1

The period of January 1-31, 2023

	Current Month January-23	Budgeted January-23	Variance	YTD actual 2023	YTD Budget 2023	Variance	Budget 2023	% of Budget
Processing								
Processing Revenue	197,917.60	181,394.96	16,522.64	197,917.60	181,394.96	16,522.64	\$ 2,176,739.57	
Processing Expense	124,863.48	181,394.96	56,531.48	124,863.48	181,394.96	56,531.48	\$ 2,176,739.57	
Net Operating revenue	73,054.12	0.00	73,054.12	73,054.12	0.00	73,054.12		
Transportation								
Members	57,463.32	70,395.55	(12,932.23)	57,463.32	70,395.55	(12,932.23)	\$ 844,746.58	7%
Non-members	17,926.66	19,532.31	(1,605.65)	17,926.66	19,532.31	(1,605.65)	\$ 234,387.75	8%
Total transportation expenses	75,389.98	89,927.86	(14,537.88)	75,389.98	89,927.86	(14,537.88)	\$ 1,079,134.33	7%
Grand Totals								
Revenue	273,307.58	271,322.83	1,984.76	273,307.58	271,322.83	1,984.76	\$ 3,255,873.90	8%
Expenses	200,253.46	271,322.82	(71,069.36)	200,253.46	271,322.82	(71,069.36)	\$ 3,255,873.90	6%
Net operating Income	73,054.12	0.00	73,054.12	73,054.12	0.00	73,054.12	\$ 0.00	

Pounds								
Member	331,409	290,289	41,120	331,409	290,289	41,120	3,483,468	10%
Non Members	58,053	60,471	(2,418)	58,053	60,471	(2,418)	725,646	8%
Total	389,462	350,760	38,703	389,462	350,760	38,703	4,209,114	9%
Rate per pound								
Member Cost	0.3042	0.4990					\$ 0.4990	
Non Member Cost	0.4144	0.5606					\$ 0.5606	
total	0.3768	0.5097					\$ 0.5097	

**WEST CENTRAL WISCONSIN BIOSOLIDS FACILITY
5 YEAR BIOSOLIDS SUMMARY**

<u>Year to Date</u>		Year	2019	2020	2021	YTD Month 2022	January 2023
Load Quantity	Total Member Loads		166	194	191	164	182
Load Quantity	Total Non-Member Loads		49	48	42	45	53
Load Quantity	Total Loads		215	242	233	209	235
Pounds	Total Member Biosolids		247,797	289,787	325,225	295,524	331,409
Pounds	Total Non-Member Biosolids		53,364	60,268	57,681	49,054	58,054
Pounds	Total Biosolids		301,161	350,055	382,906	344,578	389,462
Gallons	Total Member Volume		1,134,094	1,191,519	1,410,869	1,184,609	1,320,292
Gallons	Total Non-Member Volume		324,547	296,448	290,401	313,792	354,556
Gallons	Total Volume		1,458,641	1,487,967	1,701,270	1,498,401	1,674,848

<u>Annual Total</u>		Year	2019	2020	2021	2022	2023
Load Quantity	Total Member Loads		2,349	2,308	2,161	2,191	182
Load Quantity	Total Non-Member Loads		631	573	577	613	53
Load Quantity	Total Loads		2,980	2,881	2,738	2,804	235
Pounds	Total Member Biosolids		3,327,802	3,356,926	3,362,650	3,602,932	331,409
Pounds	Total Non-Member Biosolids		722,459	767,602	771,478	733,965	58,054
Pounds	Total Biosolids		4,050,261	4,124,528	4,134,128	4,336,897	389,462
Gallons	Total Member Volume		14,689,705	15,870,117	15,493,806	15,535,071	1,320,292
Gallons	Total Non-Member Volume		3,919,174	3,838,196	3,932,546	4,102,073	354,556
Gallons	Total Volume		18,608,879	19,708,313	19,426,352	19,637,144	1,674,848

**WEST CENTRAL WISCONSIN BIOSOLIDS
MEMBER AND NON-MEMBER SUMMARY
BIOSOLIDS HAULING - 12 MONTH SUMMARY**

GALLONS SUMMARY	<u>January,2023</u>	<u>February</u>	<u>March</u>	<u>April</u>	<u>May</u>	<u>June</u>	<u>July</u>	<u>August</u>	<u>September</u>	<u>October</u>	<u>November</u>	<u>December,2023</u>	<u>Total</u>	<u>% Mem</u>
MEMBER TOTAL	1,320,292												1,320,292	78.83
NON-MEMBER TOTAL	354,556												354,556	21.17
FACILITY TOTAL	1,674,848												1,674,848	100.00

TRUCKLOAD SUMMARY	<u>January,2023</u>	<u>February</u>	<u>March</u>	<u>April</u>	<u>May</u>	<u>June</u>	<u>July</u>	<u>August</u>	<u>September</u>	<u>October</u>	<u>November</u>	<u>December,2023</u>	<u>Total</u>	<u>% Mem</u>
MEMBER TOTAL	182												182	77.45
NON-MEMBER TOTAL	53												53	22.55
FACILITY TOTAL	235												235	100.00

% SOLIDS SUMMARY	<u>January,2023</u>	<u>February</u>	<u>March</u>	<u>April</u>	<u>May</u>	<u>June</u>	<u>July</u>	<u>August</u>	<u>September</u>	<u>October</u>	<u>November</u>	<u>December,2023</u>	<u>Total</u>
MEMBER TOTAL	2.92												2.92
NON-MEMBER TOTAL	1.63												1.63
FACILITY TOTAL	2.27												2.27

POUNDS SUMMARY	<u>January,2023</u>	<u>February</u>	<u>March</u>	<u>April</u>	<u>May</u>	<u>June</u>	<u>July</u>	<u>August</u>	<u>September</u>	<u>October</u>	<u>November</u>	<u>December,2023</u>	<u>Total</u>	<u>% Mem</u>
MEMBER TOTAL	331,409												331,409	85.09
NON-MEMBER TOTAL	58,054												58,054	14.91
FACILITY TOTAL	389,462												389,462	100.00

**WEST CENTRAL WISCONSIN BIOSOLIDS
MEMBER AND NON-MEMBER SUMMARY
BIOSOLIDS HAULING - GALLONS**

MEMBERS	<u>January.2023</u>	<u>February</u>	<u>March</u>	<u>April</u>	<u>May</u>	<u>June</u>	<u>July</u>	<u>August</u>	<u>September</u>	<u>October</u>	<u>November</u>	<u>December.2023</u>	<u>Total</u>	<u>% Mem</u>	<u>% Total</u>
Amery	61,318												61,318	4.64	3.66
Baldwin	82,689												82,689	6.26	4.94
Ellsworth	114,078												114,078	8.64	6.81
Hudson	214,134												214,134	16.22	12.79
N. Richmond	221,902												221,902	16.81	13.25
Osceola	92,933												92,933	7.04	5.55
Prescott	55,977												55,977	4.24	3.34
River Falls	248,364												248,364	18.81	14.83
Roberts	14,906												14,906	1.13	0.89
Somerset	175,555												175,555	13.30	10.48
Spring Valley	38,436												38,436	2.91	2.29
Total - Members	1,320,292												1,320,292	100.00	78.83

NON-MEMBERS	<u>January.2023</u>	<u>February</u>	<u>March</u>	<u>April</u>	<u>May</u>	<u>June</u>	<u>July</u>	<u>August</u>	<u>September</u>	<u>October</u>	<u>November</u>	<u>December.2023</u>	<u>Total</u>	<u>% Non-Mem</u>	<u>% Total</u>
Eleva Strum															
Plum City	15,387												15,387	4.34	0.92
Hammond	48,310												48,310	13.63	2.88
Travel Center of A	15,497												15,497	4.37	0.93
Mondovi	67,838												67,838	19.13	4.05
Pepin	68,665												68,665	19.37	4.10
Mazeppa															
West Concord	12,239												12,239	3.45	0.73
Downsville															
Lake City	126,620												126,620	35.71	7.56
Total - Non-Members	354,556												354,556	100.00	21.17

Total - GALLONS	1,674,848												1,674,848		100.00
------------------------	------------------	--	--	--	--	--	--	--	--	--	--	--	------------------	--	---------------

**WEST CENTRAL WISCONSIN BIOSOLIDS
MEMBER AND NON-MEMBER SUMMARY
BIOSOLIDS HAULING - NUMBER OF LOADS**

MEMBERS	<u>January,2023</u>	<u>February</u>	<u>March</u>	<u>April</u>	<u>May</u>	<u>June</u>	<u>July</u>	<u>August</u>	<u>September</u>	<u>October</u>	<u>November</u>	<u>December,2023</u>	<u>Total</u>	<u>% Mem</u>	<u>% Total</u>
Amery	8												8	4.40	3.40
Baldwin	11												11	6.04	4.68
Ellsworth	15												15	8.24	6.38
Hudson	36												36	19.78	15.32
N. Richmond	29												29	15.93	12.34
Osceola	13												13	7.14	5.53
Prescott	8												8	4.40	3.40
River Falls	32												32	17.58	13.62
Roberts	2												2	1.10	0.85
Somerset	23												23	12.64	9.79
Spring Valley	5												5	2.75	2.13
Total - Members	182												182	100.00	77.45

NON-MEMBERS	<u>January,2023</u>	<u>February</u>	<u>March</u>	<u>April</u>	<u>May</u>	<u>June</u>	<u>July</u>	<u>August</u>	<u>September</u>	<u>October</u>	<u>November</u>	<u>December,2023</u>	<u>Total</u>	<u>% Non-Mem</u>	<u>% Total</u>
Eleva Strum															
Plum City	2												2	3.77	0.85
Hammond	7												7	13.21	2.98
Travel Center of A	2												2	3.77	0.85
Mondovi	9												9	16.98	3.83
Pepin	9												9	16.98	3.83
Mazeppa															
West Concord	2												2	3.77	0.85
Downsville															
Lake City	22												22	41.51	9.36
Total - Non-Members	53												53	100.00	22.55

Total - TRUCKLOADS	235												235		100.00
---------------------------	------------	--	--	--	--	--	--	--	--	--	--	--	------------	--	---------------

WEST CENTRAL WISCONSIN BIOSOLIDS MEMBER AND NON-MEMBER SUMMARY BIOSOLIDS HAULING - POUNDS SOLIDS

MEMBERS	January,2023	February	March	April	May	June	July	August	September	October	November	December,2023	Total	% Mem	% Total
Amery	14,462												14,462	4.36	3.71
Baldwin	18,177												18,177	5.48	4.67
Ellsworth	15,097												15,097	4.56	3.88
Hudson	68,712												68,712	20.73	17.64
N. Richmond	77,854												77,854	23.49	19.99
Osceola	16,876												16,876	5.09	4.33
Prescott	17,544												17,544	5.29	4.50
River Falls	72,221												72,221	21.79	18.54
Roberts	6,527												6,527	1.97	1.68
Somerset	18,648												18,648	5.63	4.79
Spring Valley	5,291												5,291	1.60	1.36
Total - Members	331,409												331,409	100.00	85.09

NON-MEMBERS	January,2023	February	March	April	May	June	July	August	September	October	November	December,2023	Total	% Non-Mem	% Total
Eleva Strum															
Plum City	1,848												1,848	3.18	0.47
Hammond	7,186												7,186	12.38	1.85
Travel Center of A	349												349	0.60	0.09
Mondovi	9,459												9,459	16.29	2.43
Pepin	5,761												5,761	9.92	1.48
Mazeppa															
West Concord	2,671												2,671	4.60	0.69
Downsville															
Lake City	30,779												30,779	53.02	7.90
Total - Non-Members	58,054												58,054	100.00	14.91

Total - POUNDS	389,462												389,462		100.00
-----------------------	----------------	--	--	--	--	--	--	--	--	--	--	--	----------------	--	---------------

Biosolids Flow

January 2023

Date	Amery Volume Gal	Baldwin Volume Gal	Ellsworth Volume Gal	Hudson Volume Gal	New Richmond Volume Gal	Osceola Volume Gal	Prescott Volume Gal	River Falls Volume Gal	Roberts Volume Gal	Somerset Volume Gal	Spring Valley Volume Gal	Eleva Strum Volume Gal	Plum City Volume Gal	Hammond Volume Gal	Travel Centers of A Volume Gal	Mondovi Volume Gal	Pepin Volume Gal	Mazeppa Volume Gal	West Concord Volume Gal	Downsville Volume Gal	Lake City Volume Gal	Total Member Volume Gal	Total Non-Member Volume Gal	Total Volume Gal	
1/1/2023																									
1/2/2023																									
1/3/2023					7,691	7,629		7,835		7,657	7,667						7,483				5,964	38,479	13,447	51,926	
1/4/2023	7,339		23,170	26,620		7,713				15,295					7,705	7,533					5,959	80,137	21,197	101,334	
1/5/2023	7,612	7,684		12,216	7,744	7,792	7,717	22,889		7,593				6,822							15,198	81,247	22,020	103,267	
1/6/2023		7,634		12,566	22,812			23,230		7,717						7,519	7,753					73,959	15,272	89,231	
1/7/2023																									
1/8/2023																									
1/9/2023				6,501	15,370	7,619	7,777	7,689		7,674	7,693					7,598	7,713		5,940		5,758	60,323	27,009	87,332	
1/10/2023			23,045	18,975	15,394	7,514		7,799		15,351				7,145								88,078	7,145	95,223	
1/11/2023				6,165	7,703	7,665		23,368													6,177	44,901	6,177	51,078	
1/12/2023	7,715	7,693		12,455	15,466		7,662	7,832	7,459	7,708			7,708				7,689				11,525	73,990	26,922	100,912	
1/13/2023	7,622	7,698		10,670	7,655			15,588		7,660						7,533					5,890	56,893	13,423	70,316	
1/14/2023																									
1/15/2023																									
1/16/2023				11,212	15,430	7,710	7,818			7,701	7,667					7,727	7,574				5,097	57,538	20,398	77,936	
1/17/2023			22,673	11,229	7,669	7,722		15,679		15,220				7,044	7,792							80,192	14,836	95,028	
1/18/2023	7,794	7,406		4,922	7,475	7,686	7,662	15,518		7,643			7,679								12,508	66,106	20,187	86,293	
1/19/2023	7,725	14,728		10,826	7,657			23,257		7,550											12,601	71,743	12,601	84,344	
1/20/2023				3,789	7,746				7,447					7,188	7,660	7,547						18,982	22,395	41,377	
1/21/2023																									
1/22/2023																									
1/23/2023				10,630	15,440	1,126	7,760	7,737		7,638	7,732					7,466	7,737				6,081	58,063	21,284	79,347	
1/24/2023	7,760	7,432	22,510	12,206	7,847	7,543		7,772		15,185				6,793								88,255	6,793	95,048	
1/25/2023		15,121		5,828	15,337	7,674		23,190		7,559											11,478	74,709	11,478	86,187	
1/26/2023	7,751			6,034	7,387		1,825	23,512		7,681						7,540	7,473				5,792	54,190	20,805	74,995	
1/27/2023				5,995	7,236									6,675								6,034	13,231	12,709	25,940
1/28/2023																									
1/29/2023																									
1/30/2023				12,747	15,279		7,756	7,780		7,646	7,677					7,262	7,696		6,299		5,614	58,885	26,871	85,756	
1/31/2023		7,293	22,680	12,548	7,564	7,540		7,689		15,077				6,643							4,944	80,391	11,587	91,978	
Minimum	7,339	7,293	22,510	3,789	7,236	1,126	1,825	7,689	7,447	7,550	7,667		7,679	6,643	7,705	7,262	7,473		5,940		4,944	13,231	6,177	25,940	
Maximum	7,794	15,121	23,170	26,620	22,812	7,792	7,818	23,512	7,459	15,351	7,732		7,708	7,188	7,792	7,727	7,753		6,299		15,198	88,255	27,009	103,267	
Total	61,318	82,689	114,078	214,134	221,902	92,933	55,977	248,364	14,906	175,555	38,436		15,387	48,310	15,497	67,838	68,665		12,239		126,620	1,320,292	354,556	1,674,848	
Average	7,665	9,188	22,816	10,707	11,095	7,149	6,997	14,610	7,453	9,753	7,687		7,694	6,901	7,749	7,538	7,629		6,120		7,914	62,871	16,884	79,755	

Solids

January 2023

Date	Amery % Solids	Baldwin % Solids	Ellsworth % Solids	Hudson % Solids	New Richmond % Solids	Osceola % Solids	Prescott % Solids	River Falls % Solids	Roberts % Solids	Somerset % Solids	Spring Valley % Solids	Eleva Strum % Solids	Plum City % Solids	Hammond % Solids	Travel Centers of America % Solids	Mondovi % Solids	Pepin % Solids	Mazeppa % Solids	West Concord % Solids	Downsville % Solids	Lake City % Solids	
1/1/2023																						
1/2/2023																						
1/3/2023					3.61	2.12		3.36		1.01	0.92						0.83				2.97	
1/4/2023	1.74		1.35	3.68		2.22				1.53					0.21	1.51					2.87	
1/5/2023	5.08	2.26		3.75	3.19	2.09	3.60	3.38		1.18				1.63							2.86	
1/6/2023		2.23		3.69	2.96			3.37		1.05						0.93	1.43					
1/7/2023																						
1/8/2023																						
1/9/2023				3.70	3.73	2.09	3.86	3.58		1.02	1.83					2.91	1.26		3.62		3.23	
1/10/2023			1.66	3.83	4.30	2.26		3.68		1.24				1.66								
1/11/2023				3.79	2.99	1.53		3.77														2.98
1/12/2023	3.51	2.91		3.70	4.52		3.89	3.74	5.95	1.26			1.51				0.76				2.85	
1/13/2023	1.86	2.98		3.77	6.27			3.77		1.33						1.84					2.88	
1/14/2023																						
1/15/2023																						
1/16/2023				3.81	4.29	2.08	4.29			1.35	1.85					0.89	0.56				2.84	
1/17/2023			1.63	3.97	4.81	2.36		3.66		1.47				1.89	0.33							
1/18/2023	1.27	2.46		3.85	7.22	1.74	3.46	3.72		1.18			1.37									3.02
1/19/2023	5.01	2.93		3.89	1.91			3.61		0.87												2.89
1/20/2023				4.07	4.48				4.55					1.79		1.20	0.71					
1/21/2023																						
1/22/2023																						
1/23/2023				4.01	4.23	3.04	3.58	3.35		1.34	1.81					1.71	1.00					3.03
1/24/2023	1.78	2.72	1.88	3.92	5.25	2.93		3.25		1.25				1.86								
1/25/2023		2.83		3.82	4.85	2.16		3.18		1.09												2.86
1/26/2023	2.36			4.22	4.67		3.54	3.23		1.12						1.70	1.25					2.98
1/27/2023				3.89	5.50									1.70								2.76
1/28/2023																						
1/29/2023																						
1/30/2023				3.93	3.26		3.67	3.37		1.38	1.84					2.40	1.24		1.67			2.90
1/31/2023		1.90	1.42	4.14	4.98	2.44		3.31		1.57				1.96								2.80
Minimum	1.27	1.90	1.35	3.68	1.91	1.53	3.46	3.18	4.55	0.87	0.92		1.37	1.63	0.21	0.89	0.56		1.67			2.76
Maximum	5.08	2.98	1.88	4.22	7.22	3.04	4.29	3.77	5.95	1.57	1.85		1.51	1.96	0.33	2.91	1.43		3.62			3.23
Average	2.83	2.58	1.59	3.87	4.35	2.24	3.74	3.49	5.25	1.24	1.65		1.44	1.78	0.27	1.68	1.00		2.65			2.92

Biosolids pH

January 2023

Date	Amery pH SU	Baldwin pH SU	Ellsworth pH SU	Hudson pH SU	New Richmond pH SU	Osceola pH SU	Prescott pH SU	River Falls pH SU	Roberts pH SU	Somerset pH SU	Spring Valley pH SU	Eleva Strum pH SU	Plum City pH SU	Hammond pH SU	Travel Center of A pH SU	Mondovi pH SU	Pepin pH SU	Mazeppa pH SU	West Concord pH SU	Downsville pH SU	Lake City pH SU
1/1/2023																					
1/2/2023																					
1/3/2023					6.14	6.99		5.92		6.87	6.85						6.83				7.48
1/4/2023	6.52		7.15	7.41		7.08				6.62					7.46	6.83					7.49
1/5/2023	6.34	7.27		7.38	6.11	7.07	6.48	5.85		6.67				6.44							7.35
1/6/2023		7.09		7.44	5.99			5.82		6.51						6.64	6.68				
1/7/2023																					
1/8/2023																					
1/9/2023				7.24	6.06	6.85	6.31	5.89		6.97	6.92					7.11	6.75		7.35		7.42
1/10/2023			6.98	7.32	5.86	6.92		5.80		6.73				6.48							
1/11/2023				7.30	6.09	6.94		5.79													7.35
1/12/2023	6.32	7.03		7.28	5.74		6.35	5.74	7.00	6.56			7.19				6.60				7.19
1/13/2023	6.47	6.91		7.35	5.73			5.70		6.31						6.83					6.88
1/14/2023																					
1/15/2023																					
1/16/2023				7.30	5.89	6.95	6.21			6.52	6.71					6.75	6.77				7.36
1/17/2023			7.00	7.52	5.85	7.02		5.86		6.39				6.50	7.44						
1/18/2023	6.54	6.94		7.42	5.68	6.92	6.45	5.79		6.60			7.25								7.38
1/19/2023	6.24	7.26		7.46	6.14			5.87		6.81											7.32
1/20/2023				7.33	5.87									6.37		6.67	6.76				
1/21/2023																					
1/22/2023																					
1/23/2023				7.45	6.04	6.98	6.40	6.05		6.58	6.72					6.82	6.84				7.33
1/24/2023	6.40	6.90	6.76	7.47	6.04	6.77		5.95		6.54				6.37							
1/25/2023		7.25		7.36	5.72	6.95		5.96		6.55											7.16
1/26/2023	6.49			7.44	5.68		6.39	6.19		6.66						6.82	6.85				7.27
1/27/2023				7.45	5.63									6.87							6.89
1/28/2023																					
1/29/2023																					
1/30/2023				7.44	6.14		6.39	6.32		6.65	6.65					7.02	6.83		7.36		7.31
1/31/2023		7.08	7.05	7.42	5.99	7.04		6.21		6.47				6.40							7.14
Minimum	6.24	6.90	6.76	7.24	5.63	6.77	6.21	5.70	6.88	6.31	6.65		7.19	6.37	7.44	6.64	6.60		7.35		6.88
Maximum	6.54	7.27	7.15	7.52	6.14	7.08	6.48	6.32	7.00	6.97	6.92		7.25	6.87	7.46	7.11	6.85		7.36		7.49
Average	6.42	7.08	6.99	7.39	5.92	6.96	6.37	5.92	6.94	6.61	6.77		7.22	6.49	7.45	6.83	6.77		7.36		7.27

Biosolids Pounds

January 2023

Date	Amery Biosolids lbs	Baldwin Biosolids lbs	Ellsworth Biosolids lbs	Hudson Biosolids lbs	New Richmond Biosolids lbs	Osceola Biosolids lbs	Prescott Biosolids lbs	River Falls Biosolids lbs	Roberts Biosolids lbs	Somerset Biosolids lbs	Spring Valley Biosolids lbs	Eleva Strum Biosolids lbs	Plum City Biosolids lbs	Hammond Biosolids lbs	Travel Centers of A Biosolids lbs	Mondovi Biosolids lbs	Pepin Biosolids lbs	Mazeppa Biosolids lbs	West Concord Biosolids lbs	Downsville Biosolids lbs	Lake City Biosolids lbs	Total Member Biosolids lbs	Total Non-Member Biosolids lbs	Total Biosolids lbs
1/1/2023																								
1/2/2023																								
1/3/2023					2,316	1,349		2,196		645	588						518				1,477	7,093	1,995	9,088
1/4/2023	1,065		2,609	8,170		1,428				1,952					135	949					1,426	15,223	2,510	17,733
1/5/2023	3,225	1,448		3,821	2,060	1,358	2,317	6,452		747				927							3,625	21,429	4,552	25,981
1/6/2023		1,420		3,867	5,631			6,529		676						583	925					18,123	1,508	19,631
1/7/2023																								
1/8/2023																								
1/9/2023				2,006	4,781	1,328	2,504	2,296		653	1,174					1,844	811		1,793		1,551	14,742	5,999	20,741
1/10/2023			3,190	6,061	5,521	1,416		2,394		1,588				989								20,169	989	21,159
1/11/2023				1,949	1,921	978		7,347													1,535	12,195	1,535	13,730
1/12/2023	2,258	1,867		3,843	5,830		2,486	2,443	3,701	810			971				487				2,739	23,239	4,197	27,437
1/13/2023	1,182	1,913		3,355	4,003			4,901		850						1,156					1,415	16,204	2,571	18,775
1/14/2023																								
1/15/2023																								
1/16/2023				3,563	5,521	1,337	2,797			867	1,183					574	354				1,207	15,268	2,135	17,402
1/17/2023			3,082	3,718	3,076	1,520		4,786		1,866				1,110	214							18,048	1,325	19,373
1/18/2023	826	1,519		1,580	4,501	1,115	2,211	4,814		752			877								3,150	17,319	4,028	21,347
1/19/2023	3,228	3,599		3,512	1,220			7,002		548											3,037	19,109	3,037	22,146
1/20/2023				1,286	2,894				2,826					1,073		767	447					7,006	2,287	9,293
1/21/2023																								
1/22/2023																								
1/23/2023				3,555	5,447	285	2,317	2,162		854	1,167					1,065	645				1,537	15,787	3,247	19,033
1/24/2023	1,152	1,686	3,529	3,990	3,436	1,843		2,107		1,583				1,054								19,326	1,054	20,380
1/25/2023		3,569		1,857	6,204	1,382		6,150		687											2,738	19,849	2,738	22,587
1/26/2023	1,526			2,124	2,877		539	6,334		717						1,069	779				1,439	14,116	3,288	17,404
1/27/2023				1,945	3,319									946							1,389	5,264	2,335	7,599
1/28/2023																								
1/29/2023																								
1/30/2023				4,178	4,154		2,374	2,187		880	1,178					1,454	796		877		1,358	14,951	4,485	19,435
1/31/2023		1,156	2,686	4,333	3,142	1,534		2,123		1,974				1,086							1,155	16,947	2,240	19,187
Minimum	826	1,156	2,609	1,286	1,220	285	539	2,107	2,826	548	588		877	927	135	574	354		877		1,155	5,264	989	7,599
Maximum	3,228	3,599	3,529	8,170	6,204	1,843	2,797	7,347	3,701	1,974	1,183		971	1,110	214	1,844	925		1,793		3,625	23,239	5,999	27,437
Total	14,462	18,177	15,097	68,712	77,854	16,876	17,544	72,221	6,527	18,648	5,291		1,848	7,186	349	9,459	5,761		2,671		30,779	331,409	58,054	389,462
Average	1,808	2,020	3,019	3,436	3,893	1,298	2,193	4,248	3,264	1,036	1,058		924	1,026	175	1,051	640		1,335		1,924	15,781	2,765	18,546

Daily Load Count

January 2023

Date	Amery Daily Loads	Baldwin Daily Loads	Ellsworth Daily Loads	Hudson Daily Loads	New Richmond Daily Loads	Osceola Daily Loads	Prescott Daily Loads	River Falls Daily Loads	Roberts Daily Loads	Somerset Daily Loads	Spring Valley Daily Loads	Eleva Strum Daily Loads	Plum City Daily Loads	Hammond Daily Loads	Travel Centers of A Daily Loads	Mondovi Daily Loads	Pepin Daily Loads	Mazeppa Daily Loads	West Concord Daily Loads	Downsville Daily Loads	Lake City Daily Loads	Total Member Loads	Total Non-Member Loads	# Total Loads	
1/1/2023																									
1/2/2023																									
1/3/2023					1	1		1		1	1						1					1	5	2	7
1/4/2023	1		3	4		1				2					1	1						1	11	3	14
1/5/2023	1	1		2	1	1	1	3		1				1								3	11	4	15
1/6/2023		1		2	3			3		1						1	1						10	2	12
1/7/2023																									
1/8/2023																									
1/9/2023				1	2	1	1	1		1	1					1	1			1	1		8	4	12
1/10/2023			3	3	2	1		1		2				1									12	1	13
1/11/2023				1	1	1		3														1	6	1	7
1/12/2023	1	1		2	2		1	1	1	1			1				1					2	10	4	14
1/13/2023	1	1		2	1			2		1							1					1	8	2	10
1/14/2023																									
1/15/2023																									
1/16/2023				2	2	1	1			1	1						1	1				1	8	3	11
1/17/2023			3	2	1	1		2		2				1	1								11	2	13
1/18/2023	1	1		1	1	1	1	2		1			1									2	9	3	12
1/19/2023	1	2		2	1			3		1												2	10	2	12
1/20/2023				1	1				1					1		1	1						3	3	6
1/21/2023																									
1/22/2023																									
1/23/2023				2	2	1	1	1		1	1					1	1					1	9	3	12
1/24/2023	1	1	3	2	1	1		1		2				1									12	1	13
1/25/2023		2		1	2	1		3		1												2	10	2	12
1/26/2023	1			1	1		1	3		1						1	1					1	8	3	11
1/27/2023				1	1									1								1	2	2	4
1/28/2023																									
1/29/2023																									
1/30/2023				2	2		1	1		1	1					1	1			1		1	8	4	12
1/31/2023		1	3	2	1	1		1		2				1								1	11	2	13
Minimum	1	1	3	1	1	1	1	1	1	1	1		1	1	1	1	1		1		1	2	1	4	
Maximum	1	2	3	4	3	1	1	3	1	2	1		1	1	1	1	1		1		3	12	4	15	
Total	8	11	15	36	29	13	8	32	2	23	5		2	7	2	9	9		2		22	182	53	235	
Average	1	1	3	2	1	1	1	2	1	1	1		1	1	1	1	1		1		1	9	3	11	

Centrate Monthly

January 2023

01000 Acceptance\Centrate\Testing

	Centrate BOD	Centrate TSS	Centrate NH3	Centrate Phosphoru s
Date	mg/l	mg/l	mg/l	mg/l
1/1/2023				
1/2/2023				
1/3/2023				
1/4/2023				
1/5/2023	1,302	2,182	308	11.30
1/6/2023				
1/7/2023				
1/8/2023				
1/9/2023				
1/10/2023				
1/11/2023				
1/12/2023	800	908	347	15.10
1/13/2023				
1/14/2023				
1/15/2023				
1/16/2023				
1/17/2023				
1/18/2023				
1/19/2023	599	1,502	323	12.80
1/20/2023				
1/21/2023				
1/22/2023				
1/23/2023				
1/24/2023				
1/25/2023				
1/26/2023	2,508	3,092	324	25.40
1/27/2023				
1/28/2023				
1/29/2023				
1/30/2023				
1/31/2023				
Minimum	599	908	308	11.30
Maximum	2,508	3,092	347	25.40
Total	5,209	7,684	1,302	64.60
Average	1,302	1,921	326	16.15

Centrate Report WCWBF

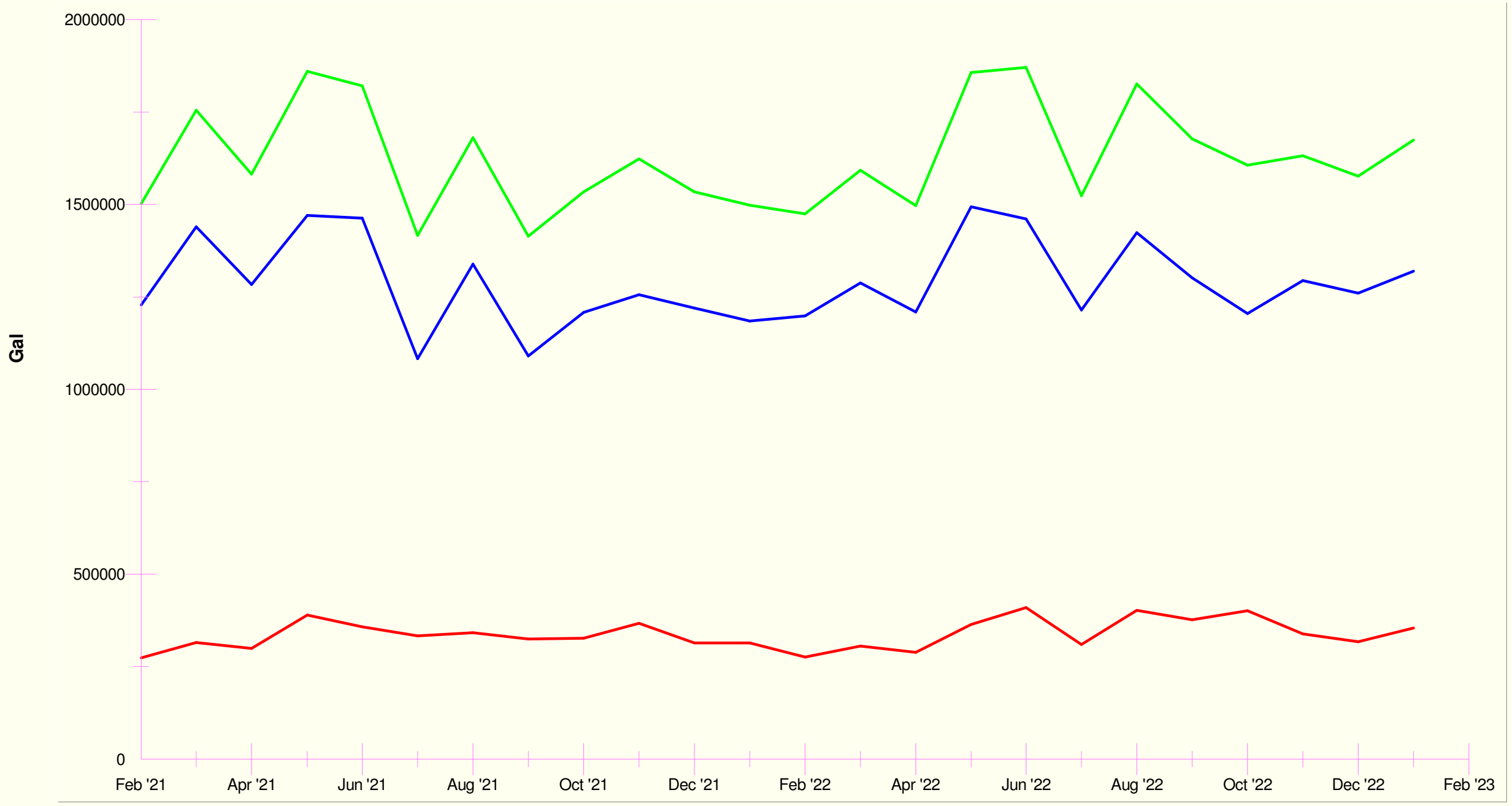
	Centrate BOD	Centrate TSS	Centrate NH3	Centrate Phosphoru s
Month	mg/l	mg/l	mg/l	mg/l
Feb 2022	1,185	450	259	11.56
Mar 2022	1,334	1,062	297	11.81
Apr 2022	1,252	613	344	14.40
May 2022	848	797	350	3.19
Jun 2022	699	695	368	3.48
Jul 2022	1,675	751	356	3.89
Aug 2022	492	762	335	10.07
Sep 2022	577	840	292	12.96
Oct 2022	602	547	313	9.24
Nov 2022	730	578	315	10.42
Dec 2022	801	824	300	13.58
Jan 2023	1,302	1,921	326	16.15
Minimum	492	450	259	3.19
Maximum	1,675	1,921	368	16.15
Total	11,499	9,838	3,852	120.74
Average	958	820	321	10.06

Gallons

Total Member Volume (Mo Tot)

Total Non-Member Volume (Mo Tot)

Total Volume (Mo Tot)



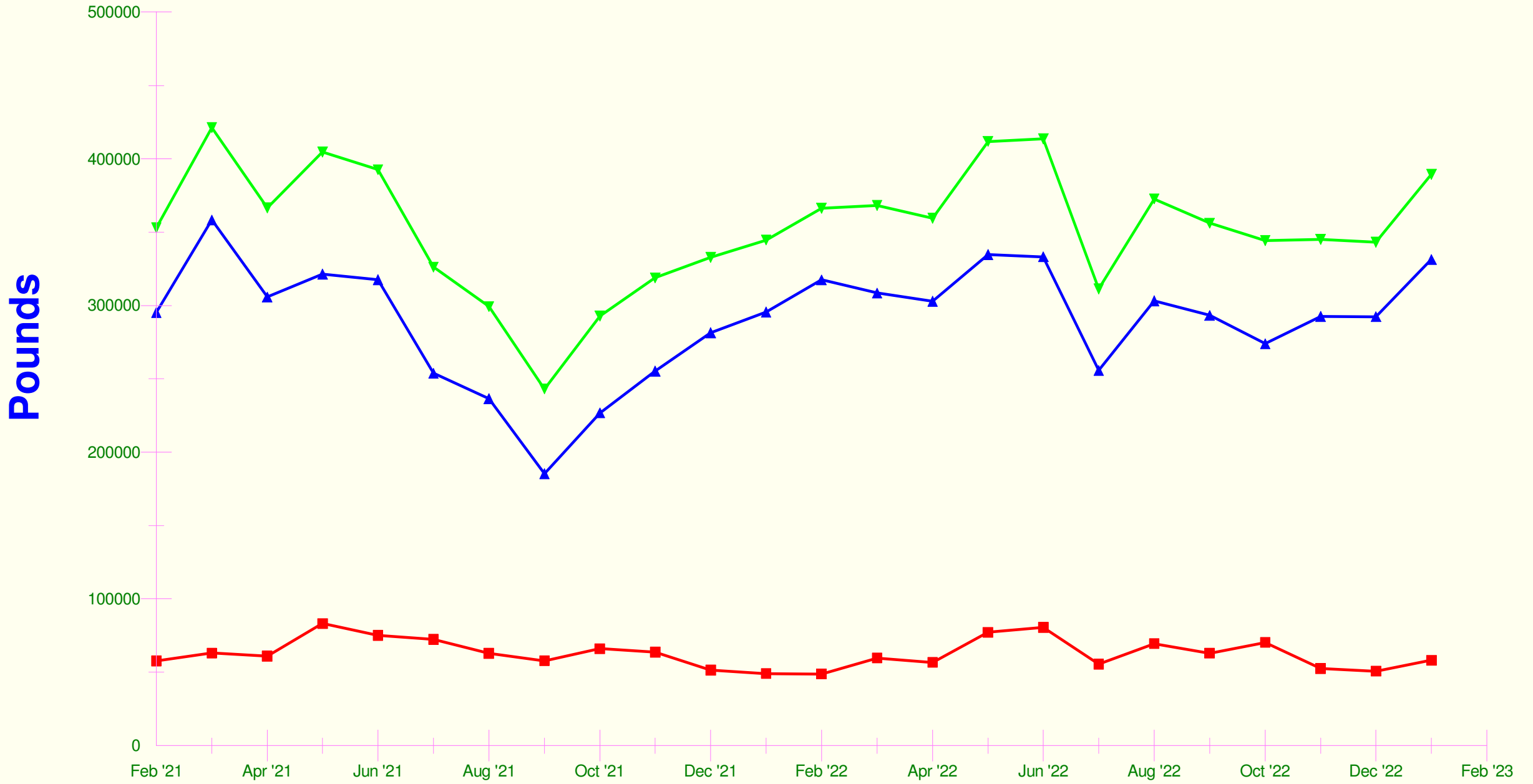
Date (2/1/2021 to 1/31/2023)

POUNDS

▲ Total Member Biosolids (Mo Tot)

■ Total Non-Member Biosolids (Mo Tot)

▼ Total Biosolids (Mo Tot)



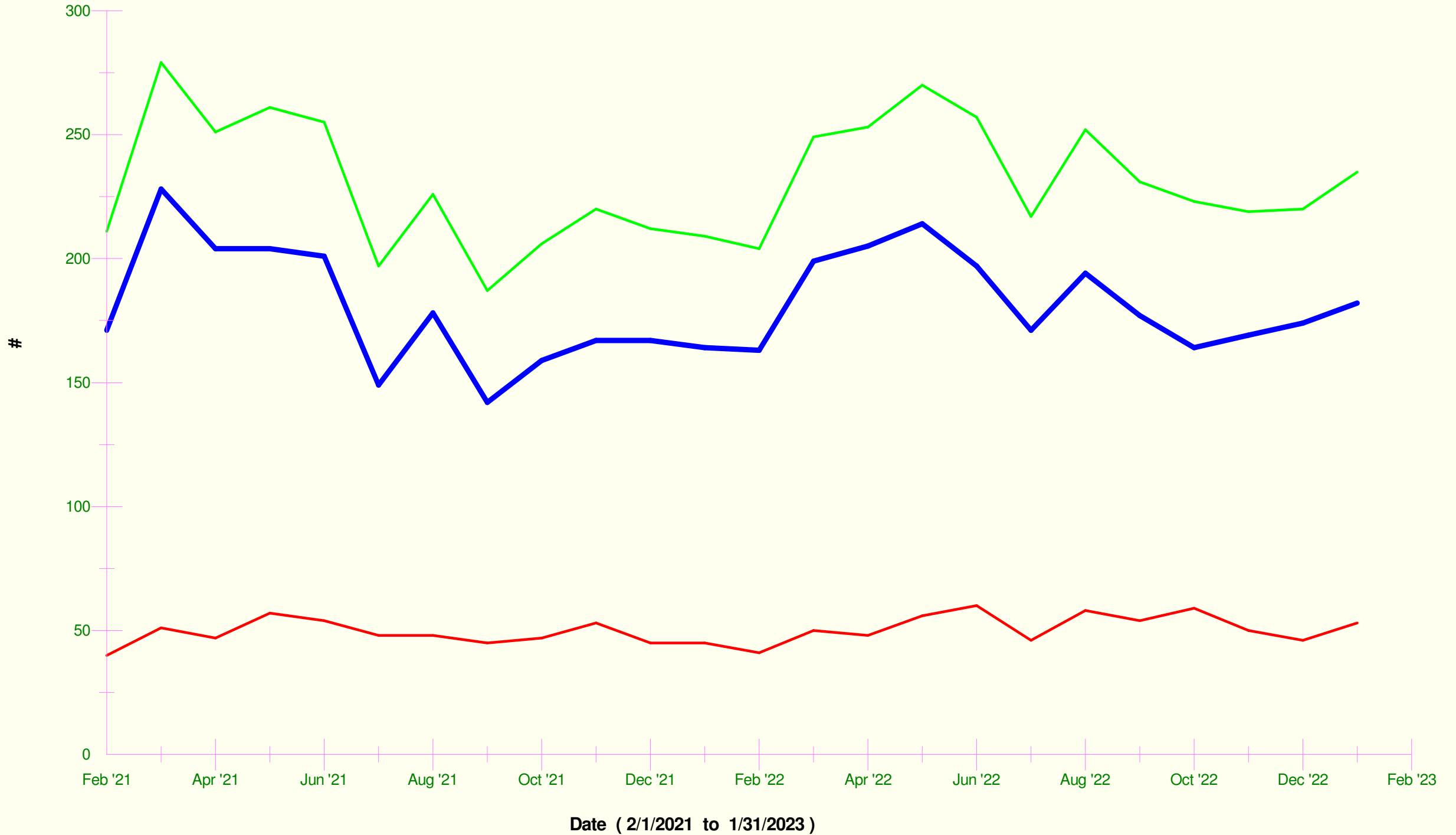
Date (2/1/2021 to 1/31/2023)

Truckloads

Total Member Loads (Mo Tot)

Total Non-Member Loads (Mo Tot)

Total Loads (Mo Tot)



Processing Costs for phase 0.5

Rate \$ 0.41920 \$ 0.49900 \$ 0.66120 \$ 0.66120 \$ 0.78890

MEMBERS	Total	% Mem	% Total	Actual	Budgeted		Projected		
				2021	2022	2023	2024	2025	2026
Amery	193,427	5.37	4.46	\$ 104,002.27	\$ 81,084.47	\$ 96,519.92	\$ 127,893.73	\$ 127,893.73	\$ 152,594.32
Baldwin	180,231	5.00	4.16	\$ 69,245.03	\$ 75,552.83	\$ 89,935.26	\$ 119,168.72	\$ 119,168.72	\$ 142,184.22
Ellsworth	155,734	4.32	3.59	\$ 70,726.93	\$ 65,283.53	\$ 77,711.07	\$ 102,971.06	\$ 102,971.06	\$ 122,858.24
Hudson	726,418	20.16	16.75	\$ 246,533.87	\$ 304,514.52	\$ 362,482.69	\$ 480,307.73	\$ 480,307.73	\$ 573,071.33
N. Richmond	716,271	19.88	16.52	\$ 276,980.13	\$ 300,260.95	\$ 357,419.41	\$ 473,598.62	\$ 473,598.62	\$ 565,066.47
Osceola	265,334	7.36	6.12	\$ 95,515.04	\$ 111,228.18	\$ 132,401.86	\$ 175,439.10	\$ 175,439.10	\$ 209,322.30
Prescott	209,497	5.81	4.83	\$ 73,960.16	\$ 87,821.33	\$ 104,539.22	\$ 138,519.71	\$ 138,519.71	\$ 165,272.53
River Falls	808,923	22.45	18.65	\$ 269,166.49	\$ 339,100.47	\$ 403,652.52	\$ 534,859.81	\$ 534,859.81	
Roberts	79,386	2.20	1.83	\$ 36,508.57	\$ 33,278.44	\$ 39,613.40	\$ 52,489.75	\$ 52,489.75	\$ 62,627.28
Somerset	201,616	5.60	4.65	\$ 78,136.42	\$ 84,517.38	\$ 100,606.33	\$ 133,308.43	\$ 133,308.43	\$ 159,054.78
Spring Valley	66,095	1.83	1.52	\$ 26,404.72	\$ 27,706.88	\$ 32,981.23	\$ 43,701.78	\$ 43,701.78	\$ 52,142.07
Total - Members	3,602,932	100.00	83.08	\$1,349,200.63	\$1,510,348.96	\$1,797,862.91	\$2,384,282.43	\$2,384,283.43	\$2,206,219.55

Percent Increase

\$ 0.4719 \$ 0.5606 \$ 0.7557 \$ 0.7557 \$ 0.9177

NON-MEMBERS	Total Non-Mem	% Total	Actual	Budgeted		Projected			
			2021	2022	2023	2024	2025	2026	
Eleva Strum	52,022	7.09	1.20	\$ 22,607.73	\$ 24,549.08	\$ 29,163.41	\$ 39,312.86	\$ 39,312.86	\$ 47,740.38
Plum City	31,264	4.26	0.72	\$ 13,122.30	\$ 14,753.28	\$ 17,526.36	\$ 23,625.88	\$ 23,625.88	\$ 28,690.58
Hammond	62,021	8.45	1.43	\$ 22,860.29	\$ 29,267.81	\$ 34,769.09	\$ 46,869.43	\$ 46,869.43	\$ 56,916.87
Travel Center of A	3,459	0.47	0.08	\$ 3,115.06	\$ 1,632.48	\$ 1,939.33	\$ 2,614.26	\$ 2,614.26	\$ 3,174.68
Mondovi	122,644	16.71	2.83	\$ 65,674.17	\$ 57,875.54	\$ 68,754.03			
Pepin	62,090	8.46	1.43	\$ 39,940.11	\$ 29,300.46	\$ 34,807.88	\$ 46,921.72	\$ 46,921.72	\$ 56,980.37
Mazeppa	18,530	2.52	0.43	\$ 7,154.66	\$ 8,744.18	\$ 10,387.77	\$ 14,002.92	\$ 14,002.92	\$ 17,004.73
West Concord	23,124	3.15	0.53	\$ 12,815.17	\$ 10,912.43	\$ 12,963.57	\$ 17,475.15	\$ 17,475.15	\$ 21,221.31
Downsville	11,078	1.51	0.26	\$ 3,618.82	\$ 5,227.57	\$ 6,210.17	\$ 8,371.43	\$ 8,371.43	\$ 10,166.02
Lake City	347,733	47.38	8.02	\$ 157,028.74	\$ 164,095.38	\$ 194,939.33	\$ 262,782.11	\$ 262,782.11	\$ 319,114.91
Total - Non-Membe	733,965	100.00	16.92	\$ 347,937.05	\$ 346,358.20	\$ 411,460.92	\$ 461,975.74	\$ 461,975.74	\$ 561,009.84

Total 4,336,897 100 1,697,138 1,856,707 2,209,324 2,846,258 2,846,259 2,767,229