



COMMISSION MEETING

677 Bio Avenue Ellsworth, WI 54011

January 19th, 2022 – 8:30 a.m.

Please join my meeting from your computer, tablet or smartphone.

<https://meet.goto.com/426352589>

Roll call.

CONSENT AGENDA:

1. Approval of bills.
2. Approval of Minutes

FINANCIAL REPORTS:

3. Approval of the December financial reports.

FACILITIES REPORT:

4. Facility report

OLD BUSINESS

5. Engineering update,
6. Baldwin Storage tank proposal

New Business

MISCELLANEOUS:

7. Communications and future agenda items.

ADJOURNMENT:

8. Adjournment.

Randy Lindquist.
Superintendent



MEMORANDUM

To: Commissioners

Date: 01/13/2023

Title: Bills

Check Nbr	Check Date	Vendor name	Check Amount
ETF	12/30/2022	EMPLOYEE TRUST FUNDS	\$ 1,842.02
IRS	12/30/2022	IRS - 941 V PAYMENT	\$ 3,060.61
XCEL	12/29/2022	XCEL ENERGY	\$ 6,032.00
XCEL	12/29/2022	XCEL ENERGY	\$ 0.01
15966	12/30/2022	B & B ELECTRIC INC	\$ 930.00
15967	12/30/2022	ALCIVIA	\$ 246.80
15968	12/30/2022	CARD MEMBER SERVICES	\$ 1,102.17
15969	12/30/2022	COMMERCIAL TESTING LABORATORY, INC.	\$ 721.00
15970	12/30/2022	COORDINATED BUSINESS SYSTEMS	\$ 50.81
15971	12/30/2022	EX SAFETY LLC	\$ 750.00
15972	12/30/2022	GRAYMONT (WI) LLC	\$ 17,580.59
15973	12/30/2022	GFL ENVIRONMENTAL	\$ 84.53
15974	12/30/2022	HAWKINS, INC.	\$ 15,095.83
15975	12/30/2022	HOFMEISTER OIL CO	\$ 252.85
15976	12/30/2022	HUEBSCH	\$ 318.39
15977	12/30/2022	NORTHERN LAKE SERVICE INC	\$ 155.40
15978	12/30/2022	POWERPLAN OIB	\$ 114.57
15979	12/30/2022	RUNNINGS	\$ 49.99
15980	12/30/2022	VILLAGE OF ELLSWORTH	\$ 420.00
15981	12/30/2022	WE ENERGIES	\$ 935.36
15982	12/30/2022	WRWA	\$ 330.00
15986	12/30/2022	Synagro Technologies, Inc	\$ 73,453.77
15987	1/10/2023	Donohue & Associates	\$ 31,175.55
WI457	12/19/2022	Empower Retirement Deffered comp	\$ 750.00
WIDOR	12/30/2022	WI DEPT REVENUE W/H TAX	\$ 553.81
MEDICA	12/12/2022	MEDICA	\$ 6,101.94
VERIZON	12/22/2022	VERIZON WIRELESS	\$ 52.49
AT&TPHONE	12/30/2022	AT&T PHONE	\$ 251.35
PRINCIPAL	12/29/2022	Principal Life Insurance	\$ 229.04
HEALTHPART	12/22/2022	HEALTH PARTNERS	\$ 361.95
AT&TINTERNET	12/22/2022	AT&T Internet	\$ 180.24

Total Bills	\$ 163,183.07
Payroll	\$ 20,441.11
Total Payments	\$ 183,624.18

West Cental Wisconsin Biosolids Facility

month # 12

Budget Statement

The period of December 1-31, 2022	Current Month December-22	Budgeted December-22	Variance	YTD actual 2022	YTD Budget 2022	Variance	Budget 2022	% of Budget
Revenues:								
Charges to member facilities	181,372.11	174,013.45	7,358.66	2,276,351.12	2,088,161.45	188,189.67	\$ 2,088,161.45	109%
Charges to non-member facilities	41,221.18	46,037.60	(4,816.42)	598,723.30	552,451.14	46,272.16	\$ 552,451.14	108%
Other processing revenues		0.00	0.00	4,755.25	0.00	4,755.25	\$ -	
Total charges for services	222,593.29	220,051.05	2,542.24	2,879,829.67	2,640,612.59	239,217.08	\$ 2,640,612.59	
Total Revenues:	222,593.29	220,051.05	2,542.24	2,879,829.67	2,640,612.59	239,217.08	\$ 2,640,612.59	109%

Expenditures:**Operating expenses:**

Salaries & wages	51110	12,707.65	13,545.00	(837.35)	163,982.78	162,540.05	1,442.73	\$ 162,540.05	101%
FICA/medicare	51121	927.47	1,036.19	(108.72)	12,187.38	12,434.31	(246.93)	\$ 12,434.31	98%
Retirement	51122	826.01	880.43	(54.42)	10,658.96	10,565.10	93.86	\$ 10,565.10	101%
Health insurance	51131	6,192.93	7,700.00	(1,507.07)	72,540.42	92,400.00	(19,859.58)	\$ 92,400.00	79%
Life insurance	51132	150.00	166.67	(16.67)	1,847.52	2,000.00	(152.48)	\$ 2,000.00	92%
Heath Savings Account	51133	0.00	1,000.00	(1,000.00)	13,200.00	12,000.00	1,200.00	\$ 12,000.00	110%
Telephone	51210	484.08	541.67	(57.59)	5,549.75	6,500.00	(950.25)	\$ 6,500.00	85%
Water and Sewer service	51220	1,000.00	583.33	416.67	4,379.26	7,000.00	(2,620.74)	\$ 7,000.00	63%
Electricity	51230	6,032.01	5,833.33	198.68	67,478.45	70,000.00	(2,521.55)	\$ 70,000.00	96%
Natural gas	51240	1,221.89	833.33	388.56	7,888.44	10,000.00	(2,111.56)	\$ 10,000.00	79%
Training	51250	343.88	250.00	93.88	1,256.91	3,000.00	(1,743.09)	\$ 3,000.00	42%
Lawn care	51260	420.00	83.33	336.67	715.28	1,000.00	(284.72)	\$ 1,000.00	72%
Sludge conditioning chem	51310	16,396.38	16,666.67	(270.29)	195,232.69	200,000.00	(4,767.31)	\$ 200,000.00	98%
Hot dust/ quick lime	51320	23,529.74	15,000.00	8,529.74	192,772.78	180,000.00	12,772.78	\$ 180,000.00	107%
Sulfamic Acid	51340	0.00	916.67	(916.67)	4,441.44	11,000.00	(6,558.56)	\$ 11,000.00	40%
Lab supplies	51410	0.00	416.67	(416.67)	3,241.24	5,000.00	(1,758.76)	\$ 5,000.00	65%
Outside lab testing	51420	876.40	500.00	376.40	4,199.20	6,000.00	(1,800.80)	\$ 6,000.00	70%
Misc general expenses	51425	1,425.40	1,416.67	8.73	11,879.36	17,000.00	(5,120.64)	\$ 17,000.00	70%
Boot allowance	51426	0.00	25.00	(25.00)	300.00	300.00	0.00	\$ 300.00	100%
Engineering	51427	0.00	1,666.67	(1,666.67)	0.00	20,000.00	(20,000.00)	\$ 20,000.00	0%
Fuel for equipment	51510	838.72	291.67	547.05	4,368.65	3,500.00	868.65	\$ 3,500.00	125%

West Cental Wisconsin Biosolids Facility

month # 12

Budget Statement

The period of December 1-31, 2022		Current Month	Budgeted		YTD actual	YTD Budget		Budget	% of Budget
		December-22	December-22	Variance	2022	2022	Variance	2022	
Contingency	51620	0.00	2,500.00	(2,500.00)	0.00	30,000.00	(30,000.00)	\$ 30,000.00	0%
Centrate treatment & Hau	51621	0.00	500.00	(500.00)	0.00	6,000.00	(6,000.00)	\$ 6,000.00	0%
Centrate Transportation		0.00	1,166.67	(1,166.67)	0.00	14,000.00	(14,000.00)	\$ 14,000.00	0%
Phosphorus chemicals	51710	10,295.14	5,000.00	5,295.14	91,794.50	60,000.00	31,794.50	\$ 60,000.00	153%
Property & liability insuranc	51810	0.00	1,416.67	(1,416.67)	15,410.00	17,000.00	(1,590.00)	\$ 17,000.00	91%
Workers compensation	51820	0.00	666.67	(666.67)	3,157.50	8,000.00	(4,842.50)	\$ 8,000.00	39%
PiLT	51825	0.00	4,063.50	(4,063.50)	49,808.53	48,761.94	1,046.59	\$ 48,761.94	102%
Environmental fees	51850	0.00	31.67	(31.67)	380.00	380.00	0.00	\$ 380.00	100%
Odor control chemicals	51990	4,800.69	4,166.67	634.02	42,799.24	50,000.00	(7,200.76)	\$ 50,000.00	86%
Total Operating Expenses		88,468.39	88,865.12	(396.73)	981,470.28	1,066,381.41	(84,911.13)	\$ 1,066,381.41	92%

Maintenance expenses:

Structures & improvemen	52110	930.00	3,333.33	(2,403.33)	14,504.34	40,000.00	(25,495.66)	\$ 40,000.00	36%
Safety training & supplies	52116	750.00	416.67	333.33	1,597.50	5,000.00	(3,402.50)	\$ 5,000.00	32%
HVAC	52120	0.00	416.67	(416.67)	1,272.55	5,000.00	(3,727.45)	\$ 5,000.00	25%
Dewatering equipment	52210	0.00	833.33	(833.33)	91,239.64	10,000.00	81,239.64	\$ 10,000.00	912%
Sludge cake mixer	52220	0.00	416.67	(416.67)	93,901.31	5,000.00	88,901.31	\$ 5,000.00	1878%
Receiving station equipme	52230	0.00	41.67	(41.67)	9,321.67	500.00	8,821.67	\$ 500.00	1864%
Conveying equipment	52240	0.00	41.67	(41.67)	0.00	500.00	(500.00)	\$ 500.00	0%
Loader	52250	270.62	208.33	62.29	1,848.61	2,500.00	(651.39)	\$ 2,500.00	74%
Pickup truck	52255	0.00	125.00	(125.00)	42.40	1,500.00	(1,457.60)	\$ 1,500.00	3%
Scale	52260	0.00	416.67	(416.67)	7,529.23	5,000.00	2,529.23	\$ 5,000.00	151%
Sludge & centrate tanks	52270	569.30	10,416.67	(9,847.37)	29,351.26	125,000.00	(95,648.74)	\$ 125,000.00	23%
Sludge Feed pumps	52280	0.00	2,083.33	(2,083.33)	8,295.00	25,000.00	(16,705.00)	\$ 25,000.00	33%
Odor Control Equipment	52300	0.00	833.33	(833.33)	295.35	10,000.00	(9,704.65)	\$ 10,000.00	3%
Silos	52400	0.00	166.67	(166.67)	0.00	2,000.00	(2,000.00)	\$ 2,000.00	0%
Maintenance office equipm	52810	0.00	83.33	(83.33)	0.00	1,000.00	(1,000.00)	\$ 1,000.00	0%
Projects	52910	0.00	0.00	0.00	0.00	0.00	0.00	\$ -	#DIV/0!
Maintenance other equipm	52990	0.00	3,333.33	(3,333.33)	37,042.44	40,000.00	(2,957.56)	\$ 40,000.00	93%
Total Maintenance Expenses		2,519.92	23,166.67	(20,646.75)	296,241.30	278,000.00	18,241.30	\$ 278,000.00	107%

West Cental Wisconsin Biosolids Facility

month # 12

Budget Statement

The period of December 1-31, 2022		Current Month December-22	Budgeted December-22	Variance	YTD actual 2022	YTD Budget 2022	Variance	Budget 2022	% of Budget
Administrative:									
Salaries & Wages	53110	1,461.68	1,500.00	(38.32)	18,979.74	18,000.00	979.74	\$ 18,000.00	105%
FICA/medicare	53121	107.30	114.75	(7.45)	1,416.07	1,377.00	39.07	\$ 1,377.00	103%
Retirement	53122	95.00	97.50	(2.50)	1,233.56	1,170.00	63.56	\$ 1,170.00	105%
Health insurance	53131	500.00	666.67	(166.67)	6,000.00	8,000.00	(2,000.00)	\$ 8,000.00	75%
Life insurance	53132	25.00	41.67	(16.67)	105.00	500.00	(395.00)	\$ 500.00	21%
Commission expenses	53210	103.50	2,083.33	(1,979.83)	7,862.82	25,000.00	(17,137.18)	\$ 25,000.00	31%
Office supplies & expense:	53310	134.61	333.33	(198.72)	3,226.73	4,000.00	(773.27)	\$ 4,000.00	81%
WEB Site & Sofware	53311	0.00	250.00	1,250.00	3,104.06	3,000.00	1,750.00	\$ 3,000.00	103%
Outside legal services	53315	0.00	833.33	(833.33)	1,120.00	10,000.00	(8,880.00)	\$ 10,000.00	11%
Outside bookkeeping serv	53316	0.00	0.00	0.00	0.00	0.00	0.00	\$ -	
Accounting & Auditing	53410	0.00	1,166.67	(1,166.67)	9,030.00	14,000.00	(4,970.00)	\$ 14,000.00	65%
Engineering	53420	31,179.55	1,666.67	29,512.88	283,255.95	20,000.00	263,255.95	\$ 20,000.00	1416%
Misc general expenses	53990	0.00	333.33	(333.33)	3,200.00	4,000.00	(800.00)	\$ 4,000.00	80%
Total administrative expenses		33,606.64	9,087.25	24,519.39	338,533.93	109,047.00	229,486.93	\$ 109,047.00	310%
Marketing:									
Product marketing & distr	55100	48,874.00	5,000.00	43,874.00	75,411.00	60,000.00	15,411.00	\$ 60,000.00	126%
Marketing wages	55600		0.00	0.00	0.00	0.00	0.00	\$ -	
Marketing fees	55300		0.00	0.00	0.00	0.00	0.00	\$ -	
Total marketing expenses		48,874.00	5,000.00	43,874.00	75,411.00	60,000.00	15,411.00	\$ 60,000.00	
Debt Service									
Utility Revenue Loan		0.00	0.00	0.00	0.00	0.00	0.00	\$ -	
								\$ -	
Replacement Fund		27,083.33	27,083.33	(0.00)	324,999.99	325,000.00	(0.01)	\$ 325,000.00	100%

West Cental Wisconsin Biosolids Facility

month # 12

Budget Statement

The period of December 1-31, 2022	Current Month December-22	Budgeted December-22	Variance	YTD actual 2022	YTD Budget 2022	Variance	Budget 2022	% of Budget
Transfer from Replacement Fund		(8,333.33)	8,333.33	-	(100,000.00)		\$ - \$ (100,000.00)	
Transportation								
Members	54100	57,449.44	52,551.27	4,898.17	747,640.56	630,615.30	117,025.27	\$ 630,615.30 119%
Non-members	54100	16,004.32	14,297.41	1,706.91	233,907.94	171,568.89	62,339.05	\$ 171,568.89 136%
Total transportation expenses		73,453.76	66,848.68	6,605.08	981,548.50	802,184.19	179,364.31	\$ 802,184.19 122%
Total Revenue		222,593.29	220,051.05	2,542.24	2,879,829.67	2,640,612.59	239,217.08	\$ 2,640,612.59 109%
Total Expenses		274,006.04	220,051.05	53,954.99	2,998,205.00	2,540,612.59	457,592.40	\$ 2,640,612.59 114%
Net operating Income		(51,412.75)	0.00	(51,412.75)	(118,375.33)	100,000.00	(218,375.33)	

**WEST CENTRAL WISCONSIN BIOSOLIDS
MEMBER AND NON-MEMBER SUMMARY
BIOSOLIDS HAULING - 12 MONTH SUMMARY**

GALLONS SUMMARY	<u>January,2022</u>	<u>February</u>	<u>March</u>	<u>April</u>	<u>May</u>	<u>June</u>	<u>July</u>	<u>August</u>	<u>September</u>	<u>October</u>	<u>November</u>	<u>December,2022</u>	<u>Total</u>	<u>% Mem</u>
MEMBER TOTAL	1,184,609	1,198,908	1,287,305	1,209,004	1,493,682	1,461,525	1,214,774	1,424,229	1,301,823	1,204,593	1,294,694	1,259,925	15,535,071	79.11
NON-MEMBER TOTAL	313,792	276,289	305,439	288,218	364,152	409,757	309,561	402,277	376,022	401,386	337,831	317,349	4,102,073	20.89
FACILITY TOTAL	1,498,401	1,475,197	1,592,744	1,497,222	1,857,834	1,871,282	1,524,335	1,826,506	1,677,845	1,605,979	1,632,525	1,577,274	19,637,144	100.00

TRUCKLOAD SUMMARY	<u>January,2022</u>	<u>February</u>	<u>March</u>	<u>April</u>	<u>May</u>	<u>June</u>	<u>July</u>	<u>August</u>	<u>September</u>	<u>October</u>	<u>November</u>	<u>December,2022</u>	<u>Total</u>	<u>% Mem</u>
MEMBER TOTAL	164	163	199	205	214	197	171	194	177	164	169	174	2,191	78.14
NON-MEMBER TOTAL	45	41	50	48	56	60	46	58	54	59	50	46	613	21.86
FACILITY TOTAL	209	204	249	253	270	257	217	252	231	223	219	220	2,804	100.00

% SOLIDS SUMMARY	<u>January,2022</u>	<u>February</u>	<u>March</u>	<u>April</u>	<u>May</u>	<u>June</u>	<u>July</u>	<u>August</u>	<u>September</u>	<u>October</u>	<u>November</u>	<u>December,2022</u>	<u>Total</u>
MEMBER TOTAL	2.95	3.16	2.78	3.00	2.66	2.78	2.44	2.59	2.63	2.58	2.35	2.68	2.72
NON-MEMBER TOTAL	1.50	1.95	1.64	1.78	2.70	2.36	2.30	2.02	2.00	2.08	1.51	1.52	1.95
FACILITY TOTAL	2.22	2.55	2.21	2.39	2.68	2.57	2.37	2.30	2.31	2.33	1.93	2.10	2.33

POUNDS SUMMARY	<u>January,2022</u>	<u>February</u>	<u>March</u>	<u>April</u>	<u>May</u>	<u>June</u>	<u>July</u>	<u>August</u>	<u>September</u>	<u>October</u>	<u>November</u>	<u>December,2022</u>	<u>Total</u>	<u>% Mem</u>
MEMBER TOTAL	295,524	317,473	308,431	302,885	334,707	333,161	255,715	303,105	293,186	273,914	292,494	292,336	3,602,932	83.08
NON-MEMBER TOTAL	49,054	48,814	59,793	56,714	77,173	80,544	55,538	69,604	63,010	70,361	52,572	50,788	733,965	16.92
FACILITY TOTAL	344,578	366,288	368,224	359,599	411,880	413,706	311,253	372,709	356,196	344,275	345,066	343,124	4,336,897	100.00

**WEST CENTRAL WISCONSIN BIOSOLIDS
MEMBER AND NON-MEMBER SUMMARY
BIOSOLIDS HAULING - GALLONS**

MEMBERS	January,2022	February	March	April	May	June	July	August	September	October	November	December,2022	Total	% Mem	% Total
Amery	61,698	60,924	73,965	70,327	88,746	79,712	59,663	60,288	61,697	62,255	77,094	60,489	816,858	5.26	4.16
Baldwin	59,380	82,516	51,846	49,392	73,650	74,253	67,480	65,020	74,990	53,063	45,049	84,159	780,798	5.03	3.98
Ellsworth	70,268	62,318	75,194	54,468	82,144	108,393	76,780	76,370	69,001	76,056	92,119	91,762	934,873	6.02	4.76
Hudson	306,768	235,131	282,165	230,099	275,701	236,848	225,539	261,265	218,526	238,413	234,827	198,644	2,943,926	18.95	14.99
N. Richmond	198,953	188,025	194,410	218,316	241,073	236,211	218,103	253,102	212,716	152,496	201,837	183,983	2,499,225	16.09	12.73
Osceola	90,372	107,335	128,480	123,969	150,068	143,596	116,125	165,665	152,167	128,525	203,987	114,436	1,624,725	10.46	8.27
Prescott	37,873	68,214	52,668	54,110	73,979	73,232	67,524	61,470	52,491	45,451	53,141	69,283	709,436	4.57	3.61
River Falls	184,436	192,701	236,444	245,166	291,807	275,396	194,297	246,688	237,271	231,065	214,037	238,346	2,787,654	17.94	14.20
Roberts	30,123	10,142		20,625	29,670	22,361	18,349	21,557	33,553	28,813		7,466	222,659	1.43	1.13
Somerset	121,286	152,086	156,560	113,201	147,257	168,210	141,386	173,920	158,435	149,409	164,929	180,480	1,827,159	11.76	9.30
Spring Valley	23,452	39,516	35,573	29,331	39,587	43,313	29,528	38,884	30,976	39,047	7,674	30,877	387,758	2.50	1.97
Total - Members	1,184,609	1,198,908	1,287,305	1,209,004	1,493,682	1,461,525	1,214,774	1,424,229	1,301,823	1,204,593	1,294,694	1,259,925	15,535,071	100.00	79.11

NON-MEMBERS	January,2022	February	March	April	May	June	July	August	September	October	November	December,2022	Total	% Non-Mem	% Total
Eleva Strum					15,569	38,974	22,912	52,797	61,699	61,585	38,726		292,262	7.12	1.49
Plum City	15,501	23,279	25,131	25,274	21,882	21,785	30,556	30,927	23,095	23,037	23,047	30,707	294,221	7.17	1.50
Hammond	34,719	27,716	25,504	27,522	43,196	47,194	21,170	35,437	29,483	29,797	29,627	21,893	373,258	9.10	1.90
Travel Center of A	15,933	7,799	13,634	12,254	6,192	15,899	14,604	15,450	15,171	7,780	15,385	15,066	155,167	3.78	0.79
Mondovi	69,526	54,133	58,138	48,938	63,539	64,447	54,996	66,632	68,504	68,009	50,398	68,028	735,288	17.92	3.74
Pepin	74,707	61,141	46,196	49,595	62,029	77,964	59,609	69,461	69,570	61,341	53,739	68,060	753,412	18.37	3.84
Mazeppa					18,082	17,507				33,185			68,774	1.68	0.35
West Concord		6,628	6,273	18,125	5,799	6,208	6,024	12,051	5,863	6,297	11,868		85,136	2.08	0.43
Downsville					5,909	6,671	5,650	7,694	4,127	6,537	4,810		41,398	1.01	0.21
Lake City	103,406	95,593	130,563	106,510	121,955	113,108	94,040	111,828	98,510	103,818	110,231	113,595	1,303,157	31.77	6.64
Total - Non-Members	313,792	276,289	305,439	288,218	364,152	409,757	309,561	402,277	376,022	401,386	337,831	317,349	4,102,073	100.00	20.89

Total - GALLONS	1,498,401	1,475,197	1,592,744	1,497,222	1,857,834	1,871,282	1,524,335	1,826,506	1,677,845	1,605,979	1,632,525	1,577,274	19,637,144		100.00
------------------------	------------------	------------------	------------------	------------------	------------------	------------------	------------------	------------------	------------------	------------------	------------------	------------------	-------------------	--	---------------

**WEST CENTRAL WISCONSIN BIOSOLIDS
MEMBER AND NON-MEMBER SUMMARY
BIOSOLIDS HAULING - NUMBER OF LOADS**

MEMBERS	<u>January,2022</u>	<u>February</u>	<u>March</u>	<u>April</u>	<u>May</u>	<u>June</u>	<u>July</u>	<u>August</u>	<u>September</u>	<u>October</u>	<u>November</u>	<u>December,2022</u>	<u>Total</u>	<u>% Mem</u>	<u>% Total</u>
Amery	8	8	11	12	12	10	8	8	8	8	10	8	111	5.07	3.96
Baldwin	8	11	8	8	11	11	10	9	10	7	6	11	110	5.02	3.92
Ellsworth	9	8	10	8	12	14	10	10	9	10	12	12	124	5.66	4.42
Hudson	49	36	47	41	41	33	36	41	34	37	38	35	468	21.36	16.69
N. Richmond	26	25	30	36	33	33	30	33	28	20	27	24	345	15.75	12.30
Osceola	12	14	19	21	21	19	16	22	20	17	18	15	214	9.77	7.63
Prescott	5	9	8	9	10	10	9	8	7	6	7	9	97	4.43	3.46
River Falls	24	25	37	42	43	36	26	32	31	30	28	31	385	17.57	13.73
Roberts	4	2		3	4	3	3	3	5	4		1	32	1.46	1.14
Somerset	16	20	24	20	21	22	19	23	21	20	22	24	252	11.50	8.99
Spring Valley	3	5	5	5	6	6	4	5	4	5	1	4	53	2.42	1.89
Total - Members	164	163	199	205	214	197	171	194	177	164	169	174	2,191	100.00	78.14

NON-MEMBERS	<u>January,2022</u>	<u>February</u>	<u>March</u>	<u>April</u>	<u>May</u>	<u>June</u>	<u>July</u>	<u>August</u>	<u>September</u>	<u>October</u>	<u>November</u>	<u>December,2022</u>	<u>Total</u>	<u>% Non-Mem</u>	<u>% Total</u>
Eleva Strum					2	5	3	7	8	8	5		38	6.20	1.36
Plum City	2	3	4	4	3	3	4	4	3	3	3	4	40	6.53	1.43
Hammond	5	4	4	5	7	7	3	5	4	4	4	3	55	8.97	1.96
Travel Center of A	2	1	2	2	1	2	2	2	2	1	2	2	21	3.43	0.75
Mondovi	9	8	9	8	9	9	8	9	9	9	7	9	103	16.80	3.67
Pepin	10	8	7	8	8	10	8	9	9	8	7	9	101	16.48	3.60
Mazeppa					3	3				6			12	1.96	0.43
West Concord		1	1	3	1	1	1	2	1	1	2		14	2.28	0.50
Downsville					1	1	1	1	1	1	1		7	1.14	0.25
Lake City	17	16	23	18	21	19	16	19	17	18	19	19	222	36.22	7.92
Total - Non-Members	45	41	50	48	56	60	46	58	54	59	50	46	613	100.00	21.86

Total - TRUCKLOADS	209	204	249	253	270	257	217	252	231	223	219	220	2,804		100.00
---------------------------	------------	------------	------------	------------	------------	------------	------------	------------	------------	------------	------------	------------	--------------	--	---------------

**WEST CENTRAL WISCONSIN BIOSOLIDS
MEMBER AND NON-MEMBER SUMMARY
BIOSOLIDS HAULING - AVERAGE SOLIDS CONCENTRATION**

MEMBERS	<u>January,2022</u>	<u>February</u>	<u>March</u>	<u>April</u>	<u>May</u>	<u>June</u>	<u>July</u>	<u>August</u>	<u>September</u>	<u>October</u>	<u>November</u>	<u>December,2022</u>	<u>Total</u>
Amery	4.09	4.37	2.88	2.62	3.62	2.67	1.81	1.71	2.61	1.25	1.56	2.19	2.61
Baldwin	2.71	2.89	2.89	3.03	3.01	3.05	3.08	2.78	2.27	2.51	2.29	2.50	2.75
Ellsworth	1.41	2.14	2.88	3.48	1.79	1.76	1.48	1.97	1.78	2.04	1.61	1.46	1.98
Hudson	2.65	2.26	2.63	2.76	2.57	2.36	2.80	3.00	3.04	3.20	3.05	3.58	2.83
N. Richmond	3.83	4.16	3.48	3.58	2.45	3.74	3.22	2.34	2.73	2.95	3.73	3.73	3.33
Osceola	2.01	2.04	1.81	1.71	1.90	1.93	1.58	1.76	1.98	2.07	2.39	2.11	1.94
Prescott	3.89	3.99	3.79	3.43	2.56	3.82	2.12	4.11	3.68	3.68	2.75	3.75	3.46
River Falls	3.34	3.70	3.61	3.52	3.36	3.30	3.16	3.48	3.83	3.60	3.36	3.34	3.47
Roberts	4.87	5.35		4.86	4.61	4.61	4.42	4.06	3.88	4.08		4.26	4.50
Somerset	1.44	1.56	1.59	1.69	1.42	1.25	1.16	1.27	1.13	1.06	0.93	1.09	1.30
Spring Valley	2.23	2.24	2.25	2.28	1.98	2.04	2.00	1.97	1.96	1.96	1.81	1.51	2.02
Total - Members	2.95	3.16	2.78	3.00	2.66	2.78	2.44	2.59	2.63	2.58	2.35	2.68	2.72

NON-MEMBERS	<u>January,2022</u>	<u>February</u>	<u>March</u>	<u>April</u>	<u>May</u>	<u>June</u>	<u>July</u>	<u>August</u>	<u>September</u>	<u>October</u>	<u>November</u>	<u>December,2022</u>	<u>Total</u>
Eleva Strum					3.09	2.75	2.66	2.45	2.60	0.92	0.71		2.17
Plum City	1.33	1.53	1.49	1.32	1.48	1.28	1.26	1.09	1.09	1.10	0.88	1.42	1.27
Hammond	1.80	1.65	1.78	2.15	2.12	2.32	2.03	1.81	2.08	1.92	1.91	1.87	1.95
Travel Center of A	0.45	0.45	0.17	0.30	0.33	0.27	0.21	0.21	0.09	0.01	0.23	0.30	0.25
Mondovi	1.50	1.54	2.12	2.50	2.06	2.62	2.19	1.97	1.40	2.00	1.81	1.80	1.96
Pepin	0.55	0.82	0.91	0.94	1.25	1.21	1.10	0.97	1.01	1.01	1.01	0.85	0.97
Mazeppa					5.90	1.43				2.73			3.35
West Concord		4.17	1.57	1.74	3.91	5.57	4.11	3.66	4.23	4.82	1.30		3.51
Downsville					3.75	2.98	4.11	3.03	2.52	3.17	2.73		3.18
Lake City	3.34	3.48	3.47	3.51	3.17	3.18	3.02	2.97	3.01	3.18	3.02	2.90	3.19
Total - Non-Members	1.50	1.95	1.64	1.78	2.70	2.36	2.30	2.02	2.00	2.08	1.51	1.52	1.95

Total - % SOLIDS	2.22	2.55	2.21	2.39	2.68	2.57	2.37	2.30	2.31	2.33	1.93	2.10	2.33
-------------------------	-------------	-------------	-------------	-------------	-------------	-------------	-------------	-------------	-------------	-------------	-------------	-------------	-------------

**WEST CENTRAL WISCONSIN BIOSOLIDS
MEMBER AND NON-MEMBER SUMMARY
BIOSOLIDS HAULING - POUNDS SOLIDS**

MEMBERS	January,2022	February	March	April	May	June	July	August	September	October	November	December,2022	Total	% Mem	% Total
Amery	20,952	24,308	18,688	16,921	26,269	18,614	9,317	8,861	14,192	9,236	13,048	13,020	193,427	5.37	4.46
Baldwin	13,321	19,905	12,556	12,481	18,561	19,101	17,291	15,174	14,624	11,185	8,636	17,396	180,231	5.00	4.16
Ellsworth	10,422	11,183	18,224	16,976	12,255	16,677	9,542	12,636	10,289	13,169	13,111	11,249	155,734	4.32	3.59
Hudson	80,672	64,527	63,816	53,748	59,632	46,932	53,361	64,979	55,396	63,877	60,056	59,423	726,418	20.16	16.75
N. Richmond	62,855	64,072	59,062	67,878	58,668	73,827	60,996	52,204	50,354	39,972	69,102	57,281	716,271	19.88	16.52
Osceola	15,400	18,749	19,631	17,491	24,182	23,136	15,281	24,123	24,908	22,561	39,880	19,991	265,334	7.36	6.12
Prescott	12,452	22,822	17,014	15,620	17,450	23,957	12,845	21,269	16,837	14,474	12,816	21,941	209,497	5.81	4.83
River Falls	51,319	59,783	71,718	71,841	81,959	77,072	51,558	71,564	75,424	69,833	60,175	66,676	808,923	22.45	18.65
Roberts	9,131	4,383		8,373	11,456	8,612	6,767	7,329	10,857	9,826		2,653	79,386	2.20	1.83
Somerset	14,639	20,352	21,016	15,974	17,758	17,837	13,751	18,512	15,228	13,357	14,511	18,679	201,616	5.60	4.65
Spring Valley	4,361	7,389	6,706	5,582	6,517	7,395	5,006	6,453	5,077	6,421	1,158	4,028	66,095	1.83	1.52
Total - Members	295,524	317,473	308,431	302,885	334,707	333,161	255,715	303,105	293,186	273,914	292,494	292,336	3,602,932	100.00	83.08

NON-MEMBERS	January,2022	February	March	April	May	June	July	August	September	October	November	December,2022	Total	% Non-Mem	% Total
Eleva Strum					4,021	9,090	5,083	10,805	13,372	7,171	2,481		52,022	7.09	1.20
Plum City	1,736	2,965	3,173	2,782	2,697	2,314	3,205	2,825	2,113	2,113	1,698	3,643	31,264	4.26	0.72
Hammond	5,280	3,809	3,778	4,959	7,645	9,445	3,593	5,346	5,212	4,784	4,727	3,442	62,021	8.45	1.43
Travel Center of A	598	293	274	323	170	451	256	277	128	6	302	381	3,459	0.47	0.08
Mondovi	8,902	7,514	10,258	10,315	11,092	14,182	10,041	11,602	8,415	11,707	7,797	10,818	122,644	16.71	2.83
Pepin	3,626	4,311	3,483	3,964	6,620	8,473	5,659	5,199	5,927	5,316	4,575	4,938	62,090	8.46	1.43
Mazeppa					8,897	2,088				7,544			18,530	2.52	0.43
West Concord		2,305	821	2,766	1,891	2,884	2,065	3,845	2,068	2,531	1,948		23,124	3.15	0.53
Downsville					1,848	1,658	1,937	1,944	867	1,728	1,095		11,078	1.51	0.26
Lake City	28,911	27,617	38,006	31,604	32,292	29,960	23,699	27,760	24,908	27,459	27,950	27,566	347,733	47.38	8.02
Total - Non-Members	49,054	48,814	59,793	56,714	77,173	80,544	55,538	69,604	63,010	70,361	52,572	50,788	733,965	100.00	16.92

Total - POUNDS	344,578	366,288	368,224	359,599	411,880	413,706	311,253	372,709	356,196	344,275	345,066	343,124	4,336,897		100.00
-----------------------	----------------	----------------	----------------	----------------	----------------	----------------	----------------	----------------	----------------	----------------	----------------	----------------	------------------	--	---------------

**WEST CENTRAL WISCONSIN BIOSOLIDS FACILITY
5 YEAR BIOSOLIDS SUMMARY**

<u>Year to Date</u>		Year	2018	2019	2020	YTD Month 2021	December 2022
Load Quantity	Total Member Loads		2,045	2,349	2,308	2,161	2,191
Load Quantity	Total Non-Member Loads		628	631	573	577	613
Load Quantity	Total Loads		2,673	2,980	2,881	2,738	2,804
Pounds	Total Member Biosolids		3,310,369	3,327,802	3,356,926	3,362,650	3,599,493
Pounds	Total Non-Member Biosolids		705,105	722,459	767,602	771,478	733,965
Pounds	Total Biosolids		4,015,474	4,050,261	4,124,528	4,134,128	4,333,458
Gallons	Total Member Volume		14,599,144	14,689,705	15,870,117	15,493,806	15,535,071
Gallons	Total Non-Member Volume		4,329,111	3,919,174	3,838,196	3,932,546	4,102,073
Gallons	Total Volume		18,928,255	18,608,879	19,708,313	19,426,352	19,637,144

<u>Annual Total</u>		Year	2018	2019	2020	2021	2022
Load Quantity	Total Member Loads		2,045	2,349	2,308	2,161	2,191
Load Quantity	Total Non-Member Loads		628	631	573	577	613
Load Quantity	Total Loads		2,673	2,980	2,881	2,738	2,804
Pounds	Total Member Biosolids		3,310,369	3,327,802	3,356,926	3,362,650	3,599,493
Pounds	Total Non-Member Biosolids		705,105	722,459	767,602	771,478	733,965
Pounds	Total Biosolids		4,015,474	4,050,261	4,124,528	4,134,128	4,333,458
Gallons	Total Member Volume		14,599,144	14,689,705	15,870,117	15,493,806	15,535,071
Gallons	Total Non-Member Volume		4,329,111	3,919,174	3,838,196	3,932,546	4,102,073
Gallons	Total Volume		18,928,255	18,608,879	19,708,313	19,426,352	19,637,144

Solids

December 2022

Date	Amery % Solids	Baldwin % Solids	Elsworth % Solids	Hudson % Solids	New Richmond % Solids	Osceola % Solids	Prescott % Solids	River Falls % Solids	Roberts % Solids	Somerset % Solids	Spring Valley % Solids	Eleva Strum % Solids	Plum City % Solids	Hammond % Solids	Travel Centers of America % Solids	Mondovi % Solids	Pepin % Solids	Mazeppa % Solids	West Concord % Solids	Downsville % Solids	Lake City % Solids
12/01/2022				3.35	5.94	2.02	3.04	3.51		1.77											2.99
12/02/2022		2.38		3.43		2.21		3.37		1.59						1.40	0.87				
12/03/2022																					
12/04/2022																					
12/05/2022				3.42		1.81	2.95			1.60	0.90					2.55	1.12				2.89
12/06/2022			1.52	3.37	3.05	2.32		3.38		1.21				1.70							
12/07/2022	3.69	2.51		3.46	3.87	1.96		3.45					1.44		0.36						2.93
12/08/2022	4.23	2.72		3.52	3.94			3.53		1.41						2.10	0.84				2.97
12/09/2022				3.71	3.54			3.43		1.43											2.85
12/10/2022																					
12/11/2022																					
12/12/2022				3.73	4.20	1.99	3.92	3.37		1.50	1.82					2.81	0.85				2.98
12/13/2022			1.75	3.75	4.20	1.94		3.41		1.30				2.21							
12/14/2022	2.59			3.86	4.35			3.30		1.08			1.40								2.98
12/15/2022	1.39	2.49		3.79	3.56		4.30	3.33	4.26	0.99							0.74				3.07
12/16/2022		2.47		3.61	4.05			3.22								1.49					2.98
12/17/2022																					
12/18/2022																					
12/19/2022					3.48	2.33	4.65	3.30		1.57	1.76					1.25	1.17				2.87
12/20/2022		2.70	1.36	3.64				3.21		0.84					0.25						
12/21/2022	2.32			3.68	3.63	2.37	3.30	3.18		0.39			1.33			1.15					2.73
12/22/2022	0.62	2.38		2.43	3.65	2.02		3.13		0.51							0.53				2.51
12/23/2022																					
12/24/2022																					
12/25/2022																					
12/26/2022																					
12/27/2022				3.89	1.52	2.29	4.34			1.40	1.78					2.96	0.72				3.01
12/28/2022	1.52		1.25	3.76	3.19	2.24		3.29		0.72			1.52								
12/29/2022	4.37	2.50		3.75	4.55	1.97		3.35					1.74								2.91
12/30/2022		2.36		4.15	4.82			3.86	3.31	0.77						1.50	0.98				
12/31/2022																					
Minimum	0.62	2.36	1.25	2.43	1.52	1.81	2.95	3.13	4.26	0.39	0.90		1.33	1.70	0.25	1.15	0.53				2.51
Maximum	4.37	2.72	1.75	4.15	5.94	2.37	4.65	3.53	4.26	1.77	1.82		1.52	2.21	0.36	2.96	1.17				3.07
Average	2.59	2.50	1.47	3.59	3.86	2.11	3.80	3.34	4.26	1.18	1.57		1.42	1.88	0.31	1.91	0.87				2.91

Biosolids Flow

December 2022

Date	Amery Volume Gal	Baldwin Volume Gal	Ellsworth Volume Gal	Hudson Volume Gal	New Richmond Volume Gal	Osceola Volume Gal	Prescott Volume Gal	River Falls Volume Gal	Roberts Volume Gal	Somerset Volume Gal	Spring Valley Volume Gal	Eleva Strum Volume Gal	Plum City Volume Gal	Hammond Volume Gal	Travel Centers of A Volume Gal	Mondovi Volume Gal	Pepin Volume Gal	Mazeppa Volume Gal	West Concord Volume Gal	Downsville Volume Gal	Lake City Volume Gal	Total Member Volume Gal	Total Non-Member Volume Gal	Total Volume Gal
12/01/2022				5,171	7,370	15,272	7,636	7,722		15,073											6,005	58,244	6,005	64,249
12/02/2022		23,025		11,290		7,578		15,326		7,502						7,554	7,607					64,721	15,161	79,882
12/03/2022																								
12/04/2022																								
12/05/2022				6,438		7,648	7,765			14,994	7,749					7,408	7,717				5,943	44,594	21,068	65,662
12/06/2022			22,997	12,858	15,351	7,708		7,750		7,557				7,265								74,221	7,265	81,486
12/07/2022	7,677	7,681		12,589	7,713	7,667		15,360					7,679		7,296						5,909	58,687	20,884	79,571
12/08/2022	7,116	7,665		6,266	7,713		7,707	30,968		7,590						7,538	7,717				5,926	75,025	21,181	96,206
12/09/2022				10,941	15,435			15,348		14,486											5,957	56,210	5,957	62,167
12/10/2022																								
12/11/2022																								
12/12/2022				6,491	15,365	7,705	7,732	6,637		7,444	7,753					7,368	7,538				11,715	59,127	26,621	85,748
12/13/2022			22,898	14,661	7,684	15,301		7,799		14,318				7,382								82,661	7,382	90,043
12/14/2022	7,509			7,861	7,710			14,994		7,562			7,660								12,984	45,636	20,644	66,280
12/15/2022	7,574	7,653		5,938	7,777		7,646	15,567	7,466	7,689							7,650				6,103	67,310	13,753	81,063
12/16/2022		7,725		7,025	15,499			7,765								7,521					5,933	38,014	13,454	51,468
12/17/2022																								
12/18/2022																								
12/19/2022					7,780	7,588	7,681	7,775		15,013	7,713					7,674	7,440				6,019	53,550	21,133	74,683
12/20/2022		7,420	22,882	19,484	7,696			7,818		7,622					7,770							72,922	7,770	80,692
12/21/2022	7,578			12,079	7,631	7,478	7,634	15,185		7,634			7,691			7,643					12,084	65,219	27,418	92,637
12/22/2022	7,610	7,634		11,778	7,571	7,600		7,715		7,660							7,564				5,887	57,568	13,451	71,019
12/23/2022																								
12/24/2022																								
12/25/2022																								
12/26/2022																								
12/27/2022				13,154	7,696	7,545	7,796			15,303	7,662					7,631	7,119				11,432	59,156	26,182	85,338
12/28/2022	7,717		22,985	18,814	7,686	7,655		15,470		15,361			7,677									95,688	7,677	103,365
12/29/2022	7,708	7,667		9,969	15,401	7,691		15,645						7,246							11,698	64,081	18,944	83,025
12/30/2022		7,689		5,837	14,905		7,686	23,502		7,672						7,691	7,708					67,291	15,399	82,690
12/31/2022																								
Minimum	7,116	7,420	22,882	5,171	7,370	7,478	7,634	6,637	7,466	7,444	7,662		7,660	7,246	7,296	7,368	7,119				5,887	38,014	5,957	51,468
Maximum	7,717	23,025	22,997	19,484	15,499	15,301	7,796	30,968	7,466	15,361	7,753		7,691	7,382	7,770	7,691	7,717				12,984	95,688	27,418	103,365
Total	60,489	84,159	91,762	198,644	183,983	114,436	69,283	238,346	7,466	180,480	30,877		30,707	21,893	15,066	68,028	68,060				113,595	1,259,925	317,349	1,577,274
Average	7,561	9,351	22,941	10,455	10,221	8,803	7,698	13,241	7,466	10,616	7,719		7,677	7,298	7,533	7,559	7,562				8,114	62,996	15,867	78,864

Biosolids pH

December 2022

Date	Amery pH SU	Baldwin pH SU	Ellsworth pH SU	Hudson pH SU	New Richmond pH SU	Osceola pH SU	Prescott pH SU	River Falls pH SU	Roberts pH SU	Somerset pH SU	Spring Valley pH SU	Eleva Strum pH SU	Plum City pH SU	Hammond pH SU	Travel Center of A pH SU	Mondovi pH SU	Pepin pH SU	Mazeppa pH SU	West Concord pH SU	Downsville pH SU	Lake City pH SU
12/01/2022				7.44	5.37	7.16	6.63	5.98		6.37											7.29
12/02/2022		7.14		7.40		7.02		5.96		6.24						6.89	6.95				
12/03/2022																					
12/04/2022																					
12/05/2022				7.27		7.12	6.48			6.33	6.34					7.00	6.92				7.19
12/06/2022			6.98	7.22	5.72	6.94		5.86		6.41				6.53							
12/07/2022	6.37	7.17		7.29	5.72	7.07		5.77					7.20		7.32						7.01
12/08/2022	6.31	7.20		7.25	5.66		6.41	5.82		6.40						6.95	6.74				7.14
12/09/2022				7.40	5.69			5.48		6.19											6.93
12/10/2022																					
12/11/2022																					
12/12/2022				7.31	5.71	6.95	6.36	5.90		6.36	6.65					7.01	6.74				7.23
12/13/2022			6.96	7.28	5.71	7.07		5.82		6.44				6.40							
12/14/2022	6.30			7.34	5.64			5.89		6.51			7.14								7.25
12/15/2022	6.47	7.39		7.32	5.87		6.41	5.77	7.26	6.72							6.68				7.12
12/16/2022		7.16		7.34	5.77			5.71								6.78					6.96
12/17/2022																					
12/18/2022																					
12/19/2022					5.83	7.13	6.41	5.89		6.22	6.51					6.90	6.84				7.34
12/20/2022		6.97	7.06	7.31	5.86			5.90		6.62					7.35						
12/21/2022	6.54			7.29	5.94	6.99	6.52	5.90		6.82			7.15			6.97					7.11
12/22/2022	6.51	7.17		7.19	5.77	6.88		5.74		6.32							6.77				6.99
12/23/2022																					
12/24/2022																					
12/25/2022																					
12/26/2022																					
12/27/2022				7.29	6.02	6.94	6.35			6.75	6.77					7.27	6.86				7.29
12/28/2022	6.48		7.18	7.38	5.86	6.90		5.93		7.01			6.89								
12/29/2022	6.43	7.13		7.32	5.70	7.04		5.90					6.49								7.27
12/30/2022		7.07		7.41	5.74		6.34	5.74		6.73						6.91	6.86				
12/31/2022																					
Minimum	6.30	6.97	6.96	7.19	5.37	6.88	6.34	5.48	7.26	6.19	6.34		6.89	6.40	7.32	6.78	6.68				6.93
Maximum	6.54	7.39	7.18	7.44	6.02	7.16	6.63	5.98	7.26	7.01	6.77		7.20	6.53	7.35	7.27	6.95				7.34
Average	6.43	7.16	7.05	7.32	5.75	7.02	6.43	5.83	7.26	6.50	6.57		7.10	6.47	7.34	6.96	6.82				7.15

Biosolids Pounds

December 2022

Date	Amery Biosolids lbs	Baldwin Biosolids lbs	Ellsworth Biosolids lbs	Hudson Biosolids lbs	New Richmond Biosolids lbs	Osceola Biosolids lbs	Prescott Biosolids lbs	River Falls Biosolids lbs	Roberts Biosolids lbs	Somerset Biosolids lbs	Spring Valley Biosolids lbs	Eleva Strum Biosolids lbs	Plum City Biosolids lbs	Hammond Biosolids lbs	Travel Centers of A Biosolids lbs	Mondovi Biosolids lbs	Pepin Biosolids lbs	Mazeppa Biosolids lbs	West Concord Biosolids lbs	Downsville Biosolids lbs	Lake City Biosolids lbs	Total Member Biosolids lbs	Total Non-Member Biosolids lbs	Total Biosolids lbs
12/01/2022				1,445	3,651	2,573	1,936	2,260		2,225											1,497	14,090	1,497	15,588
12/02/2022		4,570		3,230		1,397		4,307		995						882	552					14,499	1,434	15,933
12/03/2022																								
12/04/2022																								
12/05/2022				1,836		1,154	1,910			2,001	582					1,575	721				1,432	7,484	3,729	11,212
12/06/2022			2,915	3,614	3,905	1,491		2,185		763				1,030								14,873	1,030	15,903
12/07/2022	2,363	1,608		3,633	2,489	1,253		4,420					922		219						1,444	15,765	2,585	18,351
12/08/2022	2,510	1,739		1,839	2,534		2,449	9,117		893						1,320	541				1,468	21,082	3,329	24,410
12/09/2022				3,385	4,557			4,390		1,728											1,416	14,060	1,416	15,476
12/10/2022																								
12/11/2022																								
12/12/2022				2,019	5,382	1,279	2,528	1,865		931	1,177					1,727	534				2,912	15,181	5,173	20,354
12/13/2022			3,342	4,585	2,692	2,476		2,218		1,552				1,361								16,865	1,361	18,225
12/14/2022	1,622			2,531	2,797			4,127		681			894								3,227	11,758	4,121	15,879
12/15/2022	878	1,589		1,877	2,309		2,742	4,323	2,653	635							472				1,563	17,006	2,035	19,041
12/16/2022		1,591		2,115	5,235			2,085								935					1,475	11,027	2,409	13,436
12/17/2022																								
12/18/2022																								
12/19/2022					2,258	1,475	2,979	2,140		1,966	1,132					800	726				1,441	11,949	2,967	14,916
12/20/2022		1,671	2,595	5,915				2,093		534					162							12,808	162	12,970
12/21/2022	1,466			3,707	2,310	1,478	2,101	4,027		248			853			733					2,751	15,338	4,337	19,676
12/22/2022	393	1,515		2,387	2,305	1,280		2,014		326							334				1,232	10,221	1,567	11,787
12/23/2022																								
12/24/2022																								
12/25/2022																								
12/26/2022																								
12/27/2022				4,267	976	1,441	2,822			1,787	1,137					1,884	427				2,870	12,430	5,181	17,611
12/28/2022	978		2,396	5,900	2,045	1,430		4,245		922			973									17,916	973	18,889
12/29/2022	2,809	1,599		3,118	5,844	1,264		4,371						1,052							2,839	19,005	3,891	22,895
12/30/2022		1,513		2,020	5,992		2,474	6,488		493						962	630					18,980	1,592	20,572
12/31/2022																								
Minimum	393	1,513	2,396	1,445	976	1,154	1,910	1,865	2,653	248	582		853	1,030	162	733	334				1,232	7,484	162	11,212
Maximum	2,809	4,570	3,342	5,915	5,992	2,573	2,979	9,117	2,653	2,225	1,177		973	1,361	219	1,884	726				3,227	21,082	5,181	24,410
Total	13,020	17,396	11,249	59,423	57,281	19,991	21,941	66,676	2,653	18,679	4,028		3,643	3,442	381	10,818	4,938				27,566	292,336	50,788	343,124
Average	1,627	1,933	2,812	3,128	3,369	1,538	2,438	3,704	2,653	1,099	1,007		911	1,148	191	1,202	549				1,969	14,617	2,539	17,156

Daily Load Count

December 2022

Date	Amery Daily Loads	Baldwin Daily Loads	Ellsworth Daily Loads	Hudson Daily Loads	New Richmond Daily Loads	Osceola Daily Loads	Prescott Daily Loads	River Falls Daily Loads	Roberts Daily Loads	Somerset Daily Loads	Spring Valley Daily Loads	Eleva Strum Daily Loads	Plum City Daily Loads	Hammond Daily Loads	Travel Centers of America Daily Loads	Mondovi Daily Loads	Pepin Daily Loads	Mazeppa Daily Loads	West Concord Daily Loads	Downsville Daily Loads	Lake City Daily Loads	Total Member Loads	Total Non-Member Loads	Total Loads	
12/01/2022				1	1	2	1	1		2											1	8	1	9	
12/02/2022		3		2		1		2		1						1	1						9	2	11
12/03/2022																									
12/04/2022																									
12/05/2022				1		1	1			2	1					1	1				1	6	3	9	
12/06/2022			3	2	2	1		1		1				1								10	1	11	
12/07/2022	1	1		2	1	1		2					1		1						1	8	3	11	
12/08/2022	1	1		1	1		1	4		1						1	1				1	10	3	13	
12/09/2022				2	2			2		2											1	8	1	9	
12/10/2022																									
12/11/2022																									
12/12/2022				1	2	1	1	1		1	1					1	1				2	8	4	12	
12/13/2022			3	3	1	2		1		2				1								12	1	13	
12/14/2022	1			2	1			2		1			1								2	7	3	10	
12/15/2022	1	1		1	1		1	2	1	1							1				1	9	2	11	
12/16/2022		1		2	2			1								1					1	6	2	8	
12/17/2022																									
12/18/2022																									
12/19/2022					1	1	1	1		2	1					1	1				1	7	3	10	
12/20/2022		1	3	3	1			1		1					1							10	1	11	
12/21/2022	1			2	1	1	1	2		1			1			1					2	9	4	13	
12/22/2022	1	1		2	1	1		1		1							1				1	8	2	10	
12/23/2022																									
12/24/2022																									
12/25/2022																									
12/26/2022																									
12/27/2022				2	1	1	1			2	1					1	1				2	8	4	12	
12/28/2022	1		3	3	1	1		2		2			1									13	1	14	
12/29/2022	1	1		2	2	1		2						1							2	9	3	12	
12/30/2022		1		1	2		1	3		1						1	1					9	2	11	
12/31/2022																									
Minimum	1	1	3	1	1	1	1	1	1	1	1		1	1	1	1	1				1	6	1	8	
Maximum	1	3	3	3	2	2	1	4	1	2	1		1	1	1	1	1				2	13	4	14	
Total	8	11	12	35	24	15	9	31	1	24	4		4	3	2	9	9				19	174	46	220	
Average	1	1	3	2	1	1	1	2	1	1	1		1	1	1	1	1				1	9	2	11	

Centrate monthly

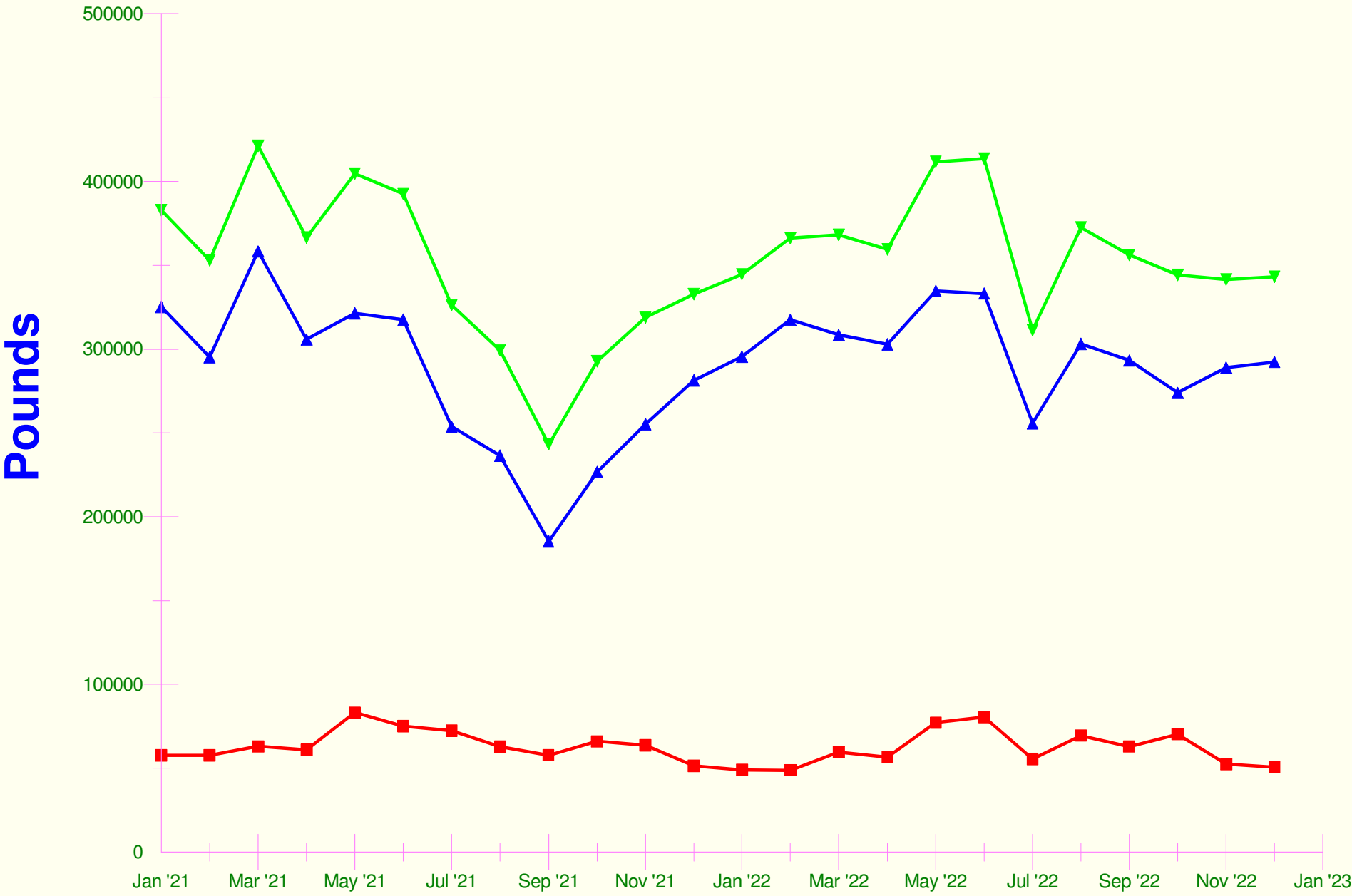
Date	01000 Acceptance\Centrate\Testing			
	Centrate BOD mg/l	Centrate TSS mg/l	Centrate NH3 mg/l	Centrate Phosphorus mg/l
12/1/2022				
12/2/2022	1,154	1,278	302	10.50
12/3/2022				
12/4/2022				
12/5/2022				
12/6/2022				
12/7/2022				
12/8/2022				
12/9/2022	1,013	932	305	17.30
12/10/2022				
12/11/2022				
12/12/2022				
12/13/2022				
12/14/2022				
12/15/2022				
12/16/2022	607	550	283	15.50
12/17/2022				
12/18/2022				
12/19/2022				
12/20/2022				
12/21/2022				
12/22/2022	791	380	278	13.10
12/23/2022				
12/24/2022				
12/25/2022				
12/26/2022				
12/27/2022				
12/28/2022				
12/29/2022				
12/30/2022	441	980	330	11.50
12/31/2022				
Minimum	441	380	278	10.50
Maximum	1,154	1,278	330	17.30
Total	4,006	4,120	1,498	67.90
Average	801	824	300	13.58

Centrate Report WCWBF

	Centrate BOD	Centrate TSS	Centrate NH3	Centrate Phosphoru s
Month	mg/l	mg/l	mg/l	mg/l
Jan 2022	1,081	294	251	12.19
Feb 2022	1,185	450	259	11.56
Mar 2022	1,334	1,062	297	11.81
Apr 2022	1,252	613	344	14.40
May 2022	848	797	350	3.19
Jun 2022	699	695	368	3.48
Jul 2022	1,675	751	356	3.89
Aug 2022	492	762	335	10.07
Sep 2022	577	840	292	12.96
Oct 2022	602	547	313	9.24
Nov 2022	730	578	315	10.42
Dec 2022	801	824	300	13.58
Minimum	492	294	251	3.19
Maximum	1,675	1,062	368	14.40
Total	11,278	8,210	3,778	116.78
Average	940	684	315	9.73

POUNDS

▲ Total Member Biosolids (Mo Tot) ■ Total Non-Member Biosolids (Mo Tot) ▼ Total Biosolids (Mo Tot)



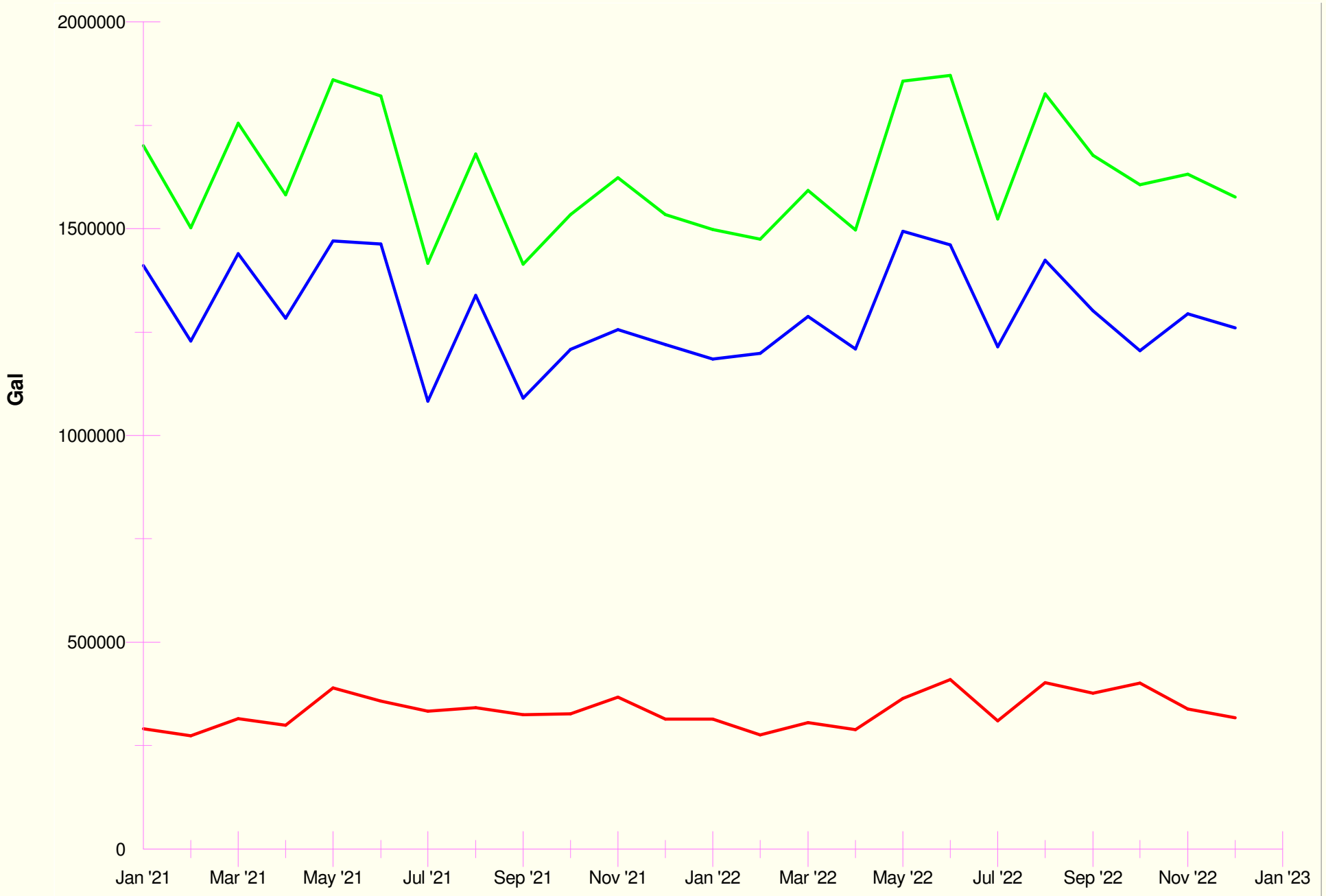
Date (1/1/2021 to 12/31/2022)

Gallons

■ Total Member Volume (Mo Tot)


■ Total Non-Member Volume (Mo Tot)


■ Total Volume (Mo Tot)




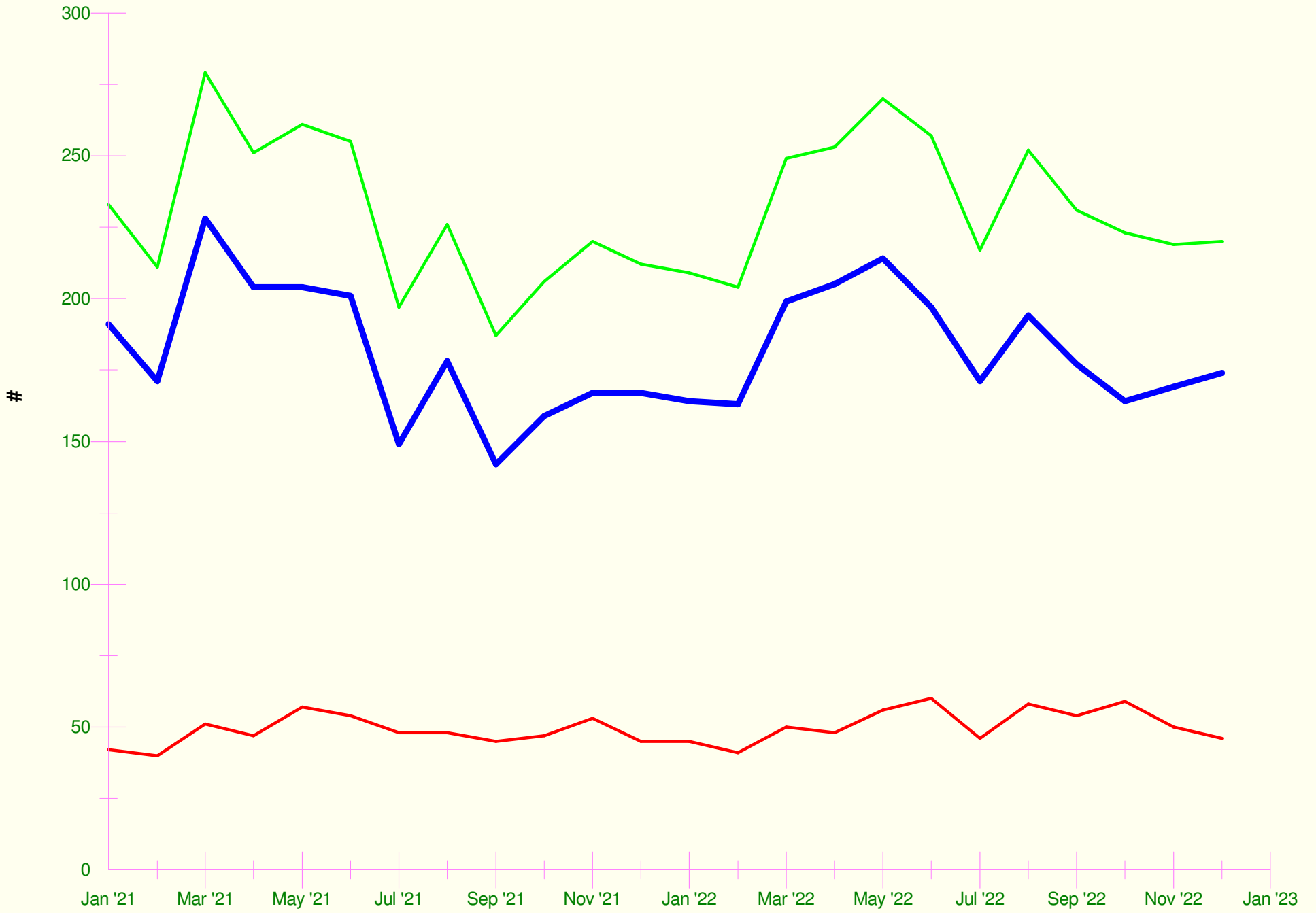
Date (1/1/2021 to 12/31/2022)

Truckloads

 Total Member Loads (Mo Tot)

 Total Non-Member Loads (Mo Tot)

 Total Loads (Mo Tot)



Date (1/1/2021 to 12/31/2022)

Total Truckloads