



COMMISSION MEETING
September 15th 2022, 8:30am
Meeting to be held at
City of New Richmond
156 E. 1st St
New Richmond WI 54017

Please join my meeting from your computer, tablet or smartphone.

<https://meet.goto.com/481201221>

You can also dial in using your phone.

Access Code: 481-201-221 #

United States (Toll Free): [1 866 899 4679](tel:18668994679)

United States: [+1 \(571\) 317-3116](tel:+15713173116)

CONSENT AGENDA:

1. Approval of bills.
2. Approval of August Minutes

FINANCIAL REPORTS:

3. **Approval of the August financial reports.**

FACILITIES REPORT:

4. Facility report

OLD BUSINESS

5. Phase 0.5 Project update
6. Technology upgrade discussion/approval

NEW BUSINESS

7. 2023 Health insurance
8. 2023 Budget / Project discussions,
9. HACH WIMS SCADA program upgrade
10. Annual meeting location
11. **Closed Session. WI State Statute 19.85 (1)(c), Considering employment, promotion, compensation, or performance evaluation data of any public employee over which the governmental body has jurisdiction or exercises responsibility and (f) Considering financial, medical, social or personal histories or disciplinary data of specific persons, preliminary consideration of specific personnel problems or the investigation of charges against specific persons except where par. (b) applies which, if discussed in public, would be likely to have a substantial adverse effect upon the reputation of any person referred to in such histories or data, or involved in such problems or investigations.**
 1. Operator / Maintenance Compensation,
 2. Superintendent Compensation

MISCELLANEOUS:

12. Communications and future agenda items.

ADJOURNMENT:

13. Adjournment.

Randy Lindquist.
Superintendent



MEMORANDUM

To: Commissioners

From: Randy Lindquist,

Date: 08/10/2022

Title: Bills

Total of bills paid	\$321,446.79
Total Payroll	\$12,568.97
Total Payments	\$334,015.76

ETF	08/30/2022	EMPLOYEE TRUST FUNDS	\$	2,741.26
IRS	08/30/2022	IRS - 941 V PAYMENT	\$	4,546.50
XCEL	08/29/2022	XCEL ENERGY	\$	5,318.13
15828	08/22/2022	CITY OF RIVER FALLS	\$	396.05
15829	08/22/2022	CRANE ENGINEERING SALES, INC	\$	1,491.38
15830	08/22/2022	COMMERCIAL TESTING LABORATORY, INC.	\$	252.40
15831	08/22/2022	Donohue & Associates, Inc	\$	91,624.10
15832	08/22/2022	Energenecs Inc	\$	5,785.31
15833	08/22/2022	EX SAFETY LLC	\$	750.00
15834	08/22/2022	GFL ENVIRONMENTAL	\$	73.50
15835	08/22/2022	GRAYMONT (WI) LLC	\$	9,909.94
15836	08/22/2022	HAWKINS, INC.	\$	25,183.66
15837	08/22/2022	MUNICIPAL PROPERTY INSURANCE COMPANY	\$	9,275.00
15838	08/22/2022	POLYDYNE, INC	\$	1,220.77
15839	08/22/2022	QUALITY FLOW SYSTEMS INC	\$	900.00
15840	08/22/2022	RELIANCE ELECTRIC MOTORS	\$	4,524.41
15841	08/22/2022	WISCONSIN DNR Environmental Fees	\$	380.00
15845	08/30/2022	CARD MEMBER SERVICES	\$	1,191.31
15846	08/30/2022	COORDINATED BUSINESS SYSTEMS	\$	50.81
15847	08/30/2022	HOFMEISTER OIL CO	\$	297.45
15848	08/30/2022	GRAYMONT (WI) LLC	\$	4,946.69
15849	08/30/2022	WRWA	\$	50.00
15850	08/30/2022	ELLSWORTH PARTS CITY	\$	78.97
15851	08/30/2022	SCHWING BIOSET, INC - WI	\$	10,617.00
15852	08/30/2022	Waltz Ace Hardware	\$	26.97
15853	08/30/2022	WE ENERGIES	\$	32.15
15854	08/30/2022	WM Metering Techonology	\$	237.38

15859	09/12/2022	Synagro Technologies, Inc	\$	91,986.96
15862	09/12/2022	ALCIVIA	\$	69.20
15863	09/12/2022	B & B ELECTRIC INC	\$	4,028.00
15864	09/12/2022	COMMERCIAL TESTING LABORATORY, INC.	\$	391.20
15866	09/12/2022	Energenecs Inc	\$	21,147.00
15867	09/12/2022	HAWKINS, INC.	\$	4,647.29
15868	09/12/2022	HUEBSCH	\$	765.44
15869	09/12/2022	McMaster-Carr	\$	23.60
15870	09/12/2022	OVERHEAD DOOR COMPANY OF CHIPPEWA VALLEY	\$	3,369.00
15871	09/12/2022	POWERPLAN OIB	\$	114.57
15872	09/12/2022	SECURIAN FINANCIAL GROUP INC	\$	134.50
15873	09/12/2022	SPECTRUM INSURANCE GROUP	\$	2,958.50
WI457	08/22/2022	Empower Retirement Deffered comp	\$	750.00
WI457	08/30/2022	Empower Retirement Deffered comp	\$	750.00
WI457	09/12/2022	Empower Retirement Deffered comp	\$	750.00
WIDOR	08/30/2022	WI DEPT REVENUE W/H TAX	\$	820.78
MEDICA	08/29/2022	MEDICA	\$	5,816.18
VERIZON	08/29/2022	VERIZON WIRELESS	\$	52.61
AT&TPHONE	08/22/2022	AT&T	\$	212.45
PRINCIPAL	08/29/2022	Principal Life Insurance	\$	229.04
HEALTHPART	08/30/2022	HEALTH PARTNERS	\$	347.60
AT&TINTERNET	08/29/2022	AT&T Internet	\$	181.73
			\$	321,446.79

West Cental Wisconsin Biosolids Facility

month # 8

Budget Statement

The period of August 1 - 31, 2022

	Current Month August-22	Budgeted August-22	Variance	YTD actual 2022	YTD Budget 2022	Variance	Budget 2022	% of Budget
Revenues:								
Charges to member facilities	197,470.20	174,013.45	23,456.75	1,544,036.54	1,392,107.63	151,928.90	\$ 2,088,161.45	74%
Charges to non-member facilities	56,928.45	46,037.60	10,890.85	394,955.91	368,300.76	26,655.15	\$ 552,451.14	71%
Other processing revenues		0.00	0.00	0.00	0.00	0.00	\$ -	
Total charges for services	254,398.65	220,051.05	34,347.60	1,938,992.45	1,760,408.40	178,584.05	\$ 2,640,612.59	
Total Revenues:	254,398.65	220,051.05	34,347.60	1,938,992.45	1,760,408.40	178,584.05	\$ 2,640,612.59	73%

Expenditures:**Operating expenses:**

Salaries & wages	51110	18,894.16	13,545.00	5,349.16	113,318.37	108,360.03	4,958.34	\$ 162,540.05	70%
FICA/medicare	51121	1,378.39	1,036.19	342.20	8,490.23	8,289.54	200.69	\$ 12,434.31	68%
Retirement	51122	1,228.13	880.43	347.70	7,365.73	7,043.40	322.33	\$ 10,565.10	70%
Health insurance	51131	6,240.42	7,700.00	(1,459.58)	47,954.85	61,600.00	(13,645.15)	\$ 92,400.00	52%
Life insurance	51132	134.50	166.67	(32.17)	1,132.52	1,333.33	(200.81)	\$ 2,000.00	57%
Heath Savings Account	51133	0.00	1,000.00	(1,000.00)	13,200.00	8,000.00	5,200.00	\$ 12,000.00	110%
Telephone	51210	446.79	541.67	(94.88)	3,730.21	4,333.33	(603.12)	\$ 6,500.00	57%
Water and Sewer service	51220	0.00	583.33	(583.33)	2,265.11	4,666.67	(2,401.56)	\$ 7,000.00	32%
Electricity	51230	5,318.13	5,833.33	(515.20)	43,892.07	46,666.67	(2,774.60)	\$ 70,000.00	63%
Natural gas	51240	59.53	833.33	(773.80)	6,529.30	6,666.67	(137.37)	\$ 10,000.00	65%
Training	51250	50.00	250.00	(200.00)	868.03	2,000.00	(1,131.97)	\$ 3,000.00	29%
Lawn care	51260	0.00	83.33	(83.33)	295.28	666.67	(371.39)	\$ 1,000.00	30%
Sludge conditioning chemicals	51310	19,048.50	16,666.67	2,381.83	128,981.11	133,333.33	(4,352.22)	\$ 200,000.00	64%
Hot dust/ quick lime	51320	14,856.63	15,000.00	(143.37)	124,745.47	120,000.00	4,745.47	\$ 180,000.00	69%
Sulfamic Acid	51340	0.00	916.67	(916.67)	4,441.44	7,333.33	(2,891.89)	\$ 11,000.00	40%
Lab supplies	51410	0.00	416.67	(416.67)	2,834.14	3,333.33	(499.19)	\$ 5,000.00	57%
Outside lab testing	51420	352.40	500.00	(147.60)	2,244.20	4,000.00	(1,755.80)	\$ 6,000.00	37%
Misc general expenses	51425	1,378.77	1,416.67	(37.90)	7,433.11	11,333.33	(3,900.22)	\$ 17,000.00	44%
Boot allowance	51426	300.00	25.00	275.00	300.00	200.00	100.00	\$ 300.00	100%
Engineering	51427	0.00	1,666.67	(1,666.67)	0.00	13,333.33	(13,333.33)	\$ 20,000.00	0%
Fuel for equipment	51510	297.45	291.67	5.78	2,365.78	2,333.33	32.45	\$ 3,500.00	68%

West Cental Wisconsin Biosolids Facility

month # 8

Budget Statement

The period of August 1 - 31, 2022

		Current Month	Budgeted		YTD actual	YTD Budget		Budget	% of Budget
		August-22	August-22	Variance	2022	2022	Variance	2022	
Contingency	51620	0.00	2,500.00	(2,500.00)	0.00	20,000.00	(20,000.00)	\$ 30,000.00	0%
Centrate treatment	51621	0.00	500.00	(500.00)	0.00	4,000.00	(4,000.00)	\$ 6,000.00	0%
Centrate Transportation		0.00	1,166.67	(1,166.67)	0.00	9,333.33	(9,333.33)	\$ 14,000.00	0%
Phosphorus chemicals	51710	10,256.12	5,000.00	5,256.12	60,949.23	40,000.00	20,949.23	\$ 60,000.00	102%
Property & liability insurance	51810	9,275.00	1,416.67	7,858.33	11,119.75	11,333.33	(213.58)	\$ 17,000.00	65%
Workers compensation	51820	0.00	666.67	(666.67)	1,113.75	5,333.33	(4,219.58)	\$ 8,000.00	14%
PiLT	51825	0.00	4,063.50	(4,063.50)	0.00	32,507.96	(32,507.96)	\$ 48,761.94	0%
Environmental fees	51850	380.00	31.67	348.33	380.00	253.33	126.67	\$ 380.00	100%
Odor control chemicals	51990	5,088.36	4,166.67	921.69	33,351.26	33,333.33	17.93	\$ 50,000.00	67%
Total Operating Expenses		94,983.28	88,865.12	6,118.16	629,300.94	710,920.94	(81,620.00)	\$ 1,066,381.41	59%

Maintenance expenses:

Structures & improvements	52110	939.82	3,333.33	(2,393.51)	5,084.84	26,666.67	(21,581.83)	\$ 40,000.00	13%
Safety training & supplies	52116	750.00	416.67	333.33	847.50	3,333.33	(2,485.83)	\$ 5,000.00	17%
HVAC	52120	628.97	416.67	212.30	1,090.76	3,333.33	(2,242.57)	\$ 5,000.00	22%
Dewatering equipment	52210	5,745.18	833.33	4,911.85	91,239.64	6,666.67	84,572.97	\$ 10,000.00	912%
Sludge cake mixer	52220	10,617.00	416.67	10,200.33	91,340.20	3,333.33	88,006.87	\$ 5,000.00	1827%
Receiving station equipment	52230	7,671.93	41.67	7,630.26	9,275.07	333.33	8,941.74	\$ 500.00	1855%
Conveying equipment	52240	0.00	41.67	(41.67)	0.00	333.33	(333.33)	\$ 500.00	0%
Loader	52250	114.57	208.33	(93.76)	1,119.71	1,666.67	(546.96)	\$ 2,500.00	45%
Pickup truck	52255	0.00	125.00	(125.00)	42.40	1,000.00	(957.60)	\$ 1,500.00	3%
Scale	52260	0.00	416.67	(416.67)	7,529.23	3,333.33	4,195.90	\$ 5,000.00	151%
Sludge & centrate tanks	52270	900.00	10,416.67	(9,516.67)	17,146.96	83,333.33	(66,186.37)	\$ 125,000.00	14%
Sludge PC pumps	52280	0.00	2,083.33	(2,083.33)	0.00	16,666.67	(16,666.67)	\$ 25,000.00	0%
Odor Control Equipment	52300	0.00	833.33	(833.33)	295.35	6,666.67	(6,371.32)	\$ 10,000.00	3%
Silos	52400	0.00	166.67	(166.67)	0.00	1,333.33	(1,333.33)	\$ 2,000.00	0%
Maintenance office equipment	52810	0.00	83.33	(83.33)	0.00	666.67	(666.67)	\$ 1,000.00	0%
Projects	52910	0.00	0.00	0.00	0.00	0.00	0.00	\$ -	#DIV/0!
Maintenance other equipment	52990	1,879.44	3,333.33	(1,453.89)	25,642.44	26,666.67	(1,024.23)	\$ 40,000.00	64%
Total Maintenance Expenses		29,246.91	23,166.67	6,080.24	250,654.10	185,333.33	65,320.77	\$ 278,000.00	90%

West Cental Wisconsin Biosolids Facility

month # 8

Budget Statement

The period of August 1 - 31, 2022

		Current Month August-22	Budgeted August-22	Variance	YTD actual 2022	YTD Budget 2022	Variance	Budget 2022	% of Budget
Administrative:									
Salaries & Wages	53110	2,192.52	1,500.00	692.52	13,133.02	12,000.00	1,133.02	\$ 18,000.00	73%
FICA/medicare	53121	160.95	114.75	46.20	986.87	918.00	68.87	\$ 1,377.00	72%
Retirement	53122	142.50	97.50	45.00	853.56	780.00	73.56	\$ 1,170.00	73%
Health insurance	53131	500.00	666.67	(166.67)	4,000.00	5,333.33	(1,333.33)	\$ 8,000.00	50%
Life insurance	53132	0.00	41.67	(41.67)	80.00	333.33	(253.33)	\$ 500.00	16%
Commission expenses	53210	619.56	2,083.33	(1,463.77)	1,882.65	16,666.67	(14,784.02)	\$ 25,000.00	8%
Office supplies & expenses	53310	0.00	333.33	(333.33)	2,611.51	2,666.67	(55.16)	\$ 4,000.00	65%
WEB Site & Software	53311	0.00	250.00	1,250.00	3,104.06	2,000.00	1,750.00	\$ 3,000.00	103%
Outside legal services	53315	0.00	833.33	(833.33)	1,120.00	6,666.67	(5,546.67)	\$ 10,000.00	11%
Outside bookkeeping services	53316	0.00	0.00	0.00	0.00	0.00	0.00	\$ -	
Accounting & Auditing	53410	0.00	1,166.67	(1,166.67)	9,030.00	9,333.33	(303.33)	\$ 14,000.00	65%
Engineering	53420	91,264.10	1,666.67	89,597.43	155,537.75	13,333.33	142,204.42	\$ 20,000.00	778%
Misc general expenses	53990	0.00	333.33	(333.33)	3,200.00	2,666.67	533.33	\$ 4,000.00	80%
Total administrative expenses		94,879.63	9,087.25	85,792.38	195,539.42	72,698.00	122,841.42	\$ 109,047.00	
								\$ -	
Marketing:									
Product marketing & distribution	55100	0.00	5,000.00	(5,000.00)	26,537.00	40,000.00	(13,463.00)	\$ 60,000.00	44%
Marketing wages	55600		0.00	0.00	0.00	0.00	0.00	\$ -	
Marketing fees	55300		0.00	0.00	0.00	0.00	0.00	\$ -	
Total marketing expenses		0.00	5,000.00	(5,000.00)	26,537.00	40,000.00	(13,463.00)	\$ 60,000.00	44%
Debt Service									
Debt service		0.00	0.00	0.00	0.00	0.00	0.00	\$ -	0%
								\$ -	
Replacement Fund		27,083.33	27,083.33	(0.00)	216,666.64	216,666.67	(0.03)	\$ 325,000.00	67%

West Cental Wisconsin Biosolids Facility
Budget Statement

month # 8

The period of August 1 - 31, 2022

		<i>Current Month</i> <i>August-22</i>	<i>Budgeted</i> <i>August-22</i>	<i>Variance</i>	<i>YTD actual</i> <i>2022</i>	<i>YTD Budget</i> <i>2022</i>	<i>Variance</i>	<i>Budget</i> <i>2022</i>	<i>% of Budget</i>
Transfer from Replacement Fund		-	-	-	-	-	\$	-	#DIV/0!
Transportation									
Members	54100	69,034.00	52,551.27	16,482.73	504,725.49	420,410.20	84,315.30	\$ 630,615.30	80%
Non-members	54100	22,832.79	14,297.41	8,535.38	149,499.41	114,379.26	35,120.15	\$ 171,568.89	87%
Total transportation expenses		91,866.79	66,848.68	25,018.11	654,224.90	534,789.46	119,435.44	\$ 802,184.19	82%
Total Revenue		254,398.65	220,051.05	34,347.60	1,938,992.45	1,760,408.40	178,584.05	\$ 2,640,612.59	73%
Total Expenses		338,059.94	220,051.05	118,008.89	1,972,923.00	1,760,408.40	212,514.60	\$ 2,640,612.59	75%
Net operating Income		(83,661.29)	0.00	(83,661.29)	(33,930.55)		(33,930.55)		

Monthly

August 2022

Date	Feed Sludge Solids Avg %	01000 Acceptance											03000	
		To Centrisys Centrifuge Average Flow Rate GPM	Centrisys Feed Solids DT/HR	Centrisys Solids Production Wet Ton/HR	Centrisys Operating Time hrs	Centrisys Flow total K/Gal	To Alfa-Laval Centrifuge Average Flow Rate GPM	To Alfa-Laval Centrifuge Flow Total KGal	Sludge Feed Pump No.1 Runtime Hours	Sludge Feed Pump No.2 Runtime Hours	Centrisys Cake Sludge Avg %	Alfa Cake Sludge Avg %	End Product Solids %	Bioset Hydraulic Power Unit Runtime Hours
08/01/2022	2.40	180	1.08	4.75	9.3	93			8.6	0.0	22.72		22.56	8.6
08/02/2022	2.25	183	1.03	4.64	9.6	99			9.0	0.0	22.21		34.25	9.2
08/03/2022	2.47	170	1.05	4.77	10.0	96			9.3	0.0	22.07		32.02	9.4
08/04/2022	2.24	182	1.02	4.69	10.7	109			10.0	0.0	21.75		32.71	10.2
08/05/2022	2.32	169	0.98	4.30	7.5	69			6.9	0.0	22.82		33.34	6.9
08/06/2022									0.0	0.0				0.0
08/07/2022									0.0	0.0				0.0
08/08/2022	2.53	164	1.04	4.74	9.5	87			8.8	0.0	22.01		34.52	9.0
08/09/2022	2.13	176	0.94	4.09	9.3	92			8.7	0.0	22.98		32.61	8.8
08/10/2022	2.07	167	0.87	3.79	9.2	86			8.5	0.0	23.08		31.38	8.7
08/11/2022	2.51	154	0.96	4.39	8.7	74			8.1	0.0	21.77		30.15	8.1
08/12/2022	2.18	168	0.91	4.04	9.0	83			8.3	0.0	22.47		35.40	8.4
08/13/2022									0.0	0.0				0.0
08/14/2022									0.0	0.0				0.0
08/15/2022	2.06	167	0.87	3.78	8.4	78			7.7	0.0	22.96		34.81	7.9
08/16/2022	2.28	172	0.98	4.56	9.3	89			8.6	0.0	21.57		36.56	8.7
08/17/2022	2.41	163	0.98	4.42	8.8	80			8.2	0.0	22.14		29.63	8.3
08/18/2022	2.51	175	1.09	5.20	9.5	92			8.9	0.0	21.06		29.73	9.1
08/19/2022	2.13	190	1.02	4.70	9.4	100			8.7	0.0	21.74		25.99	8.9
08/20/2022									0.0	0.0				0.0
08/21/2022									0.0	0.0				0.0
08/22/2022	2.33	175	1.01	4.47	9.5	93			8.8	0.0	22.67		34.56	8.9
08/23/2022	2.30	171	0.99	4.34	6.2	57			5.6	0.0	22.91		0.00	5.7
08/24/2022	2.24	185	1.04	5.05	9.5	99			8.9	0.0	20.51		34.64	9.1
08/25/2022	2.20	182	0.99	4.66	9.2	93			8.5	0.0	21.30		33.75	8.7
08/26/2022	2.11	183	0.97	4.45	9.2	93			8.5	0.0	21.82		34.51	8.6
08/27/2022									0.0	0.0				0.0
08/28/2022									0.0	0.0				0.0
08/29/2022	2.20	185	1.02	4.50	9.4	98			8.8	0.0	22.67		31.86	8.9
08/30/2022	2.10	183	0.95	4.43	9.5	97			8.9	0.0	21.48		30.19	8.9
08/31/2022	2.29	177	1.01	4.52	9.6	94			8.9	0.0	22.28		31.40	9.1
Minimum	2.06	154	0.87	3.78	6.2				0.0	0.0	20.51		0.00	0.0
Maximum	2.53	190	1.09	5.20	10.7	109.0			10.0	0.0	23.08		36.56	10.2
Total	52.22	4,021	22.82	103.28	210.3	2,051.0			195.2	0.0	508.96		706.57	198.1
Average	2.27	175	0.99	4.49	9.1	89.2			6.3	0.0	22.13		30.72	6.4

WEST CENTRAL WISCONSIN BIOSOLIDS FACILITY
5 YEAR BIOSOLIDS SUMMARY

Year to Date

		Year	2018	2019	2020	YTD Month 2021	August 2022
Load Quantity	Total Member Loads		1,384	1,574	1,545	1,526	1,507
Load Quantity	Total Non-Member Loads		413	425	385	387	404
Load Quantity	Total Loads		1,797	1,999	1,930	1,913	1,911
Pounds	Total Member Biosolids		2,255,410	2,224,063	2,203,643	2,413,804	2,451,002
Pounds	Total Non-Member Biosolids		455,967	471,676	512,357	532,572	497,235
Pounds	Total Biosolids		2,711,377	2,695,739	2,716,000	2,946,376	2,948,236
Gallons	Total Member Volume		9,745,103	9,909,398	10,335,576	10,719,313	10,474,036
Gallons	Total Non-Member Volume		2,798,926	2,650,507	2,535,805	2,599,862	2,669,485
Gallons	Total Volume		12,544,029	12,559,905	12,871,381	13,319,175	13,143,521

Annual Total

		Year	2018	2019	2020	2021	2022
Load Quantity	Total Member Loads		2,045	2,349	2,308	2,161	1,507
Load Quantity	Total Non-Member Loads		628	631	573	577	404
Load Quantity	Total Loads		2,673	2,980	2,881	2,738	1,911
Pounds	Total Member Biosolids		3,310,369	3,327,802	3,356,926	3,362,650	2,451,002
Pounds	Total Non-Member Biosolids		705,105	722,459	767,602	771,478	497,235
Pounds	Total Biosolids		4,015,474	4,050,261	4,124,528	4,134,128	2,948,236
Gallons	Total Member Volume		14,599,144	14,689,705	15,870,117	15,493,806	10,474,036
Gallons	Total Non-Member Volume		4,329,111	3,919,174	3,838,196	3,932,546	2,669,485
Gallons	Total Volume		18,928,255	18,608,879	19,708,313	19,426,352	13,143,521

WEST CENTRAL WISCONSIN BIOSOLIDS MEMBER AND NON-MEMBER SUMMARY BIOSOLIDS HAULING - 12 MONTH SUMMARY

<u>GALLONS SUMMARY</u>	<u>January,2022</u>	<u>February</u>	<u>March</u>	<u>April</u>	<u>May</u>	<u>June</u>	<u>July</u>	<u>August</u>	<u>September</u>	<u>October</u>	<u>November</u>	<u>December,2022</u>	<u>Total</u>	<u>% Mem</u>
MEMBER TOTAL	1,184,609	1,198,908	1,287,305	1,209,004	1,493,682	1,461,525	1,214,774	1,424,229					10,474,036	79.69
NON-MEMBER TOTAL	313,792	276,289	305,439	288,218	364,152	409,757	309,561	402,277					2,669,485	20.31
FACILITY TOTAL	1,498,401	1,475,197	1,592,744	1,497,222	1,857,834	1,871,282	1,524,335	1,826,506					13,143,521	100.00

<u>TRUCKLOAD SUMMARY</u>	<u>January,2022</u>	<u>February</u>	<u>March</u>	<u>April</u>	<u>May</u>	<u>June</u>	<u>July</u>	<u>August</u>	<u>September</u>	<u>October</u>	<u>November</u>	<u>December,2022</u>	<u>Total</u>	<u>% Mem</u>
MEMBER TOTAL	164	163	199	205	214	197	171	194					1,507	78.86
NON-MEMBER TOTAL	45	41	50	48	56	60	46	58					404	21.14
FACILITY TOTAL	209	204	249	253	270	257	217	252					1,911	100.00

<u>% SOLIDS SUMMARY</u>	<u>January,2022</u>	<u>February</u>	<u>March</u>	<u>April</u>	<u>May</u>	<u>June</u>	<u>July</u>	<u>August</u>	<u>September</u>	<u>October</u>	<u>November</u>	<u>December,2022</u>	<u>Total</u>
MEMBER TOTAL	2.95	3.16	2.78	3.00	2.66	2.78	2.44	2.59					2.79
NON-MEMBER TOTAL	1.50	1.95	1.64	1.78	2.70	2.36	2.30	2.02					2.03
FACILITY TOTAL	2.22	2.55	2.21	2.39	2.68	2.57	2.37	2.30					2.41

<u>POUNDS SUMMARY</u>	<u>January,2022</u>	<u>February</u>	<u>March</u>	<u>April</u>	<u>May</u>	<u>June</u>	<u>July</u>	<u>August</u>	<u>September</u>	<u>October</u>	<u>November</u>	<u>December,2022</u>	<u>Total</u>	<u>% Mem</u>
MEMBER TOTAL	295,524	317,473	308,431	302,885	334,707	333,161	255,715	303,105					2,451,002	83.13
NON-MEMBER TOTAL	49,054	48,814	59,793	56,714	77,173	80,544	55,538	69,604					497,235	16.87
FACILITY TOTAL	344,578	366,288	368,224	359,599	411,880	413,706	311,253	372,709					2,948,236	100.00

WEST CENTRAL WISCONSIN BIOSOLIDS MEMBER AND NON-MEMBER SUMMARY BIOSOLIDS HAULING - GALLONS

<u>MEMBERS</u>	<u>January,2022</u>	<u>February</u>	<u>March</u>	<u>April</u>	<u>May</u>	<u>June</u>	<u>July</u>	<u>August</u>	<u>September</u>	<u>October</u>	<u>November</u>	<u>December,2022</u>	<u>Total</u>	<u>% Mem</u>	<u>% Total</u>
Amery	61,698	60,924	73,965	70,327	88,746	79,712	59,663	60,288					555,323	5.30	4.23
Baldwin	59,380	82,516	51,846	49,392	73,650	74,253	67,480	65,020					523,537	5.00	3.98
Ellsworth	70,268	62,318	75,194	54,468	82,144	108,393	76,780	76,370					605,935	5.79	4.61
Hudson	306,768	235,131	282,165	230,099	275,701	236,848	225,539	261,265					2,053,516	19.61	15.62
N. Richmond	198,953	188,025	194,410	218,316	241,073	236,211	218,103	253,102					1,748,193	16.69	13.30
Osceola	90,372	107,335	128,480	123,969	150,068	143,596	116,125	165,665					1,025,610	9.79	7.80
Prescott	37,873	68,214	52,668	54,110	73,979	73,232	67,524	61,470					489,070	4.67	3.72
River Falls	184,436	192,701	236,444	245,166	291,807	275,396	194,297	246,688					1,866,935	17.82	14.20
Roberts	30,123	10,142		20,625	29,670	22,361	18,349	21,557					152,827	1.46	1.16
Somerset	121,286	152,086	156,560	113,201	147,257	168,210	141,386	173,920					1,173,906	11.21	8.93
Spring Valley	23,452	39,516	35,573	29,331	39,587	43,313	29,528	38,884					279,184	2.67	2.12
Total - Members	1,184,609	1,198,908	1,287,305	1,209,004	1,493,682	1,461,525	1,214,774	1,424,229					10,474,036	100.00	79.69

<u>NON-MEMBERS</u>	<u>January,2022</u>	<u>February</u>	<u>March</u>	<u>April</u>	<u>May</u>	<u>June</u>	<u>July</u>	<u>August</u>	<u>September</u>	<u>October</u>	<u>November</u>	<u>December,2022</u>	<u>Total</u>	<u>% Non-Mem</u>	<u>% Total</u>
Eleva Strum					15,569	38,974	22,912	52,797					130,252	4.88	0.99
Plum City	15,501	23,279	25,131	25,274	21,882	21,785	30,556	30,927					194,335	7.28	1.48
Hammond	34,719	27,716	25,504	27,522	43,196	47,194	21,170	35,437					262,458	9.83	2.00
Travel Center of A	15,933	7,799	13,634	12,254	6,192	15,899	14,604	15,450					101,765	3.81	0.77
Mondovi	69,526	54,133	58,138	48,938	63,539	64,447	54,996	66,632					480,349	17.99	3.65
Pepin	74,707	61,141	46,196	49,595	62,029	77,964	59,609	69,461					500,702	18.76	3.81
Mazeppa					18,082	17,507							35,589	1.33	0.27
West Concord		6,628	6,273	18,125	5,799	6,208	6,024	12,051					61,108	2.29	0.46
Downsville					5,909	6,671	5,650	7,694					25,924	0.97	0.20
Lake City	103,406	95,593	130,563	106,510	121,955	113,108	94,040	111,828					877,003	32.85	6.67
Total - Non-Members	313,792	276,289	305,439	288,218	364,152	409,757	309,561	402,277					2,669,485	100.00	20.31

Total - GALLONS	1,498,401	1,475,197	1,592,744	1,497,222	1,857,834	1,871,282	1,524,335	1,826,506					13,143,521		100.00
------------------------	------------------	------------------	------------------	------------------	------------------	------------------	------------------	------------------	--	--	--	--	-------------------	--	---------------

WEST CENTRAL WISCONSIN BIOSOLIDS MEMBER AND NON-MEMBER SUMMARY BIOSOLIDS HAULING - NUMBER OF LOADS

<u>MEMBERS</u>	<u>January,2022</u>	<u>February</u>	<u>March</u>	<u>April</u>	<u>May</u>	<u>June</u>	<u>July</u>	<u>August</u>	<u>September</u>	<u>October</u>	<u>November</u>	<u>December,2022</u>	<u>Total</u>	<u>% Mem</u>	<u>% Total</u>
Amery	8	8	11	12	12	10	8	8					77	5.11	4.03
Baldwin	8	11	8	8	11	11	10	9					76	5.04	3.98
Ellsworth	9	8	10	8	12	14	10	10					81	5.37	4.24
Hudson	49	36	47	41	41	33	36	41					324	21.50	16.95
N. Richmond	26	25	30	36	33	33	30	33					246	16.32	12.87
Osceola	12	14	19	21	21	19	16	22					144	9.56	7.54
Prescott	5	9	8	9	10	10	9	8					68	4.51	3.56
River Falls	24	25	37	42	43	36	26	32					265	17.58	13.87
Roberts	4	2		3	4	3	3	3					22	1.46	1.15
Somerset	16	20	24	20	21	22	19	23					165	10.95	8.63
Spring Valley	3	5	5	5	6	6	4	5					39	2.59	2.04
Total - Members	164	163	199	205	214	197	171	194					1,507	100.00	78.86

<u>NON-MEMBERS</u>	<u>January,2022</u>	<u>February</u>	<u>March</u>	<u>April</u>	<u>May</u>	<u>June</u>	<u>July</u>	<u>August</u>	<u>September</u>	<u>October</u>	<u>November</u>	<u>December,2022</u>	<u>Total</u>	<u>% Non-Mem</u>	<u>% Total</u>
Eleva Strum					2	5	3	7					17	4.21	0.89
Plum City	2	3	4	4	3	3	4	4					27	6.68	1.41
Hammond	5	4	4	5	7	7	3	5					40	9.90	2.09
Travel Center of A	2	1	2	2	1	2	2	2					14	3.47	0.73
Mondovi	9	8	9	8	9	9	8	9					69	17.08	3.61
Pepin	10	8	7	8	8	10	8	9					68	16.83	3.56
Mazeppa					3	3							6	1.49	0.31
West Concord		1	1	3	1	1	1	2					10	2.48	0.52
Downsville					1	1	1	1					4	0.99	0.21
Lake City	17	16	23	18	21	19	16	19					149	36.88	7.80
Total - Non-Members	45	41	50	48	56	60	46	58					404	100.00	21.14

Total - TRUCKLOADS	209	204	249	253	270	257	217	252					1,911		100.00
---------------------------	------------	------------	------------	------------	------------	------------	------------	------------	--	--	--	--	--------------	--	---------------

WEST CENTRAL WISCONSIN BIOSOLIDS MEMBER AND NON-MEMBER SUMMARY BIOSOLIDS HAULING - AVERAGE SOLIDS CONCENTRATION

<u>MEMBERS</u>	<u>January,2022</u>	<u>February</u>	<u>March</u>	<u>April</u>	<u>May</u>	<u>June</u>	<u>July</u>	<u>August</u>	<u>September</u>	<u>October</u>	<u>November</u>	<u>December,2022</u>	<u>Total</u>
Amery	4.09	4.37	2.88	2.62	3.62	2.67	1.81	1.71					2.97
Baldwin	2.71	2.89	2.89	3.03	3.01	3.05	3.08	2.78					2.93
Ellsworth	1.41	2.14	2.88	3.48	1.79	1.76	1.48	1.97					2.11
Hudson	2.65	2.26	2.63	2.76	2.57	2.36	2.80	3.00					2.63
N. Richmond	3.83	4.16	3.48	3.58	2.45	3.74	3.22	2.34					3.35
Osceola	2.01	2.04	1.81	1.71	1.90	1.93	1.58	1.76					1.84
Prescott	3.89	3.99	3.79	3.43	2.56	3.82	2.12	4.11					3.46
River Falls	3.34	3.70	3.61	3.52	3.36	3.30	3.16	3.48					3.43
Roberts	4.87	5.35		4.86	4.61	4.61	4.42	4.06					4.68
Somerset	1.44	1.56	1.59	1.69	1.42	1.25	1.16	1.27					1.42
Spring Valley	2.23	2.24	2.25	2.28	1.98	2.04	2.00	1.97					2.12
Total - Members	2.95	3.16	2.78	3.00	2.66	2.78	2.44	2.59					2.79

<u>NON-MEMBERS</u>	<u>January,2022</u>	<u>February</u>	<u>March</u>	<u>April</u>	<u>May</u>	<u>June</u>	<u>July</u>	<u>August</u>	<u>September</u>	<u>October</u>	<u>November</u>	<u>December,2022</u>	<u>Total</u>
Eleva Strum					3.09	2.75	2.66	2.45					2.74
Plum City	1.33	1.53	1.49	1.32	1.48	1.28	1.26	1.09					1.35
Hammond	1.80	1.65	1.78	2.15	2.12	2.32	2.03	1.81					1.96
Travel Center of A	0.45	0.45	0.17	0.30	0.33	0.27	0.21	0.21					0.30
Mondovi	1.50	1.54	2.12	2.50	2.06	2.62	2.19	1.97					2.06
Pepin	0.55	0.82	0.91	0.94	1.25	1.21	1.10	0.97					0.97
Mazeppa					5.90	1.43							3.67
West Concord		4.17	1.57	1.74	3.91	5.57	4.11	3.66					3.53
Downsville					3.75	2.98	4.11	3.03					3.47
Lake City	3.34	3.48	3.47	3.51	3.17	3.18	3.02	2.97					3.27
Total - Non-Members	1.50	1.95	1.64	1.78	2.70	2.36	2.30	2.02					2.03

Total - % SOLIDS	2.22	2.55	2.21	2.39	2.68	2.57	2.37	2.30					2.41
-------------------------	-------------	-------------	-------------	-------------	-------------	-------------	-------------	-------------	--	--	--	--	-------------

WEST CENTRAL WISCONSIN BIOSOLIDS MEMBER AND NON-MEMBER SUMMARY BIOSOLIDS HAULING - POUNDS SOLIDS

<u>MEMBERS</u>	<u>January,2022</u>	<u>February</u>	<u>March</u>	<u>April</u>	<u>May</u>	<u>June</u>	<u>July</u>	<u>August</u>	<u>September</u>	<u>October</u>	<u>November</u>	<u>December,2022</u>	<u>Total</u>	<u>% Mem</u>	<u>% Total</u>
Amery	20,952	24,308	18,688	16,921	26,269	18,614	9,317	8,861					143,930	5.87	4.88
Baldwin	13,321	19,905	12,556	12,481	18,561	19,101	17,291	15,174					128,390	5.24	4.35
Ellsworth	10,422	11,183	18,224	16,976	12,255	16,677	9,542	12,636					107,915	4.40	3.66
Hudson	80,672	64,527	63,816	53,748	59,632	46,932	53,361	64,979					487,667	19.90	16.54
N. Richmond	62,855	64,072	59,062	67,878	58,668	73,827	60,996	52,204					499,563	20.38	16.94
Osceola	15,400	18,749	19,631	17,491	24,182	23,136	15,281	24,123					157,994	6.45	5.36
Prescott	12,452	22,822	17,014	15,620	17,450	23,957	12,845	21,269					143,429	5.85	4.86
River Falls	51,319	59,783	71,718	71,841	81,959	77,072	51,558	71,564					536,814	21.90	18.21
Roberts	9,131	4,383		8,373	11,456	8,612	6,767	7,329					56,050	2.29	1.90
Somerset	14,639	20,352	21,016	15,974	17,758	17,837	13,751	18,512					139,840	5.71	4.74
Spring Valley	4,361	7,389	6,706	5,582	6,517	7,395	5,006	6,453					49,410	2.02	1.68
Total - Members	295,524	317,473	308,431	302,885	334,707	333,161	255,715	303,105					2,451,002	100.00	83.13

<u>NON-MEMBERS</u>	<u>January,2022</u>	<u>February</u>	<u>March</u>	<u>April</u>	<u>May</u>	<u>June</u>	<u>July</u>	<u>August</u>	<u>September</u>	<u>October</u>	<u>November</u>	<u>December,2022</u>	<u>Total</u>	<u>% Non-Mem</u>	<u>% Total</u>
Eleva Strum					4,021	9,090	5,083	10,805					28,998	5.83	0.98
Plum City	1,736	2,965	3,173	2,782	2,697	2,314	3,205	2,825					21,696	4.36	0.74
Hammond	5,280	3,809	3,778	4,959	7,645	9,445	3,593	5,346					43,856	8.82	1.49
Travel Center of A	598	293	274	323	170	451	256	277					2,643	0.53	0.09
Mondovi	8,902	7,514	10,258	10,315	11,092	14,182	10,041	11,602					83,907	16.87	2.85
Pepin	3,626	4,311	3,483	3,964	6,620	8,473	5,659	5,199					41,335	8.31	1.40
Mazeppa					8,897	2,088							10,985	2.21	0.37
West Concord		2,305	821	2,766	1,891	2,884	2,065	3,845					16,577	3.33	0.56
Downsville					1,848	1,658	1,937	1,944					7,387	1.49	0.25
Lake City	28,911	27,617	38,006	31,604	32,292	29,960	23,699	27,760					239,850	48.24	8.14
Total - Non-Members	49,054	48,814	59,793	56,714	77,173	80,544	55,538	69,604					497,235	100.00	16.87

Total - POUNDS	344,578	366,288	368,224	359,599	411,880	413,706	311,253	372,709					2,948,236		100.00
-----------------------	----------------	----------------	----------------	----------------	----------------	----------------	----------------	----------------	--	--	--	--	------------------	--	---------------

Solids

August 2022

Date	Amery % Solids	Baldwin % Solids	Ellsworth % Solids	Hudson % Solids	New Richmond % Solids	Osceola % Solids	Prescott % Solids	River Falls % Solids	Roberts % Solids	Somerset % Solids	Spring Valley % Solids	Eleva Strum % Solids	Plum City % Solids	Hammond % Solids	Travel Centers of A % Solids	Mondovi % Solids	Pepin % Solids	Mazeppa % Solids	West Concord % Solids	Downsville % Solids	Lake City % Solids
08/01/2022				2.92	3.08	1.79	3.78	3.42			2.20					1.57	0.89				
08/02/2022	2.39		2.06	2.67	3.11	1.92		3.23		1.24				1.85							2.96
08/03/2022	1.45	2.68		2.60	2.64	1.78		3.31		1.23			1.09								3.01
08/04/2022		2.74		3.05	2.67	1.86		3.62	4.28	1.20		2.67									
08/05/2022		2.67		3.62	2.58			3.36		1.06						2.48	0.00				2.88
08/06/2022																					
08/07/2022																					
08/08/2022				3.21	3.13		4.43	3.49			2.06					1.67	0.92		2.91		2.99
08/09/2022	1.89		2.43	3.12	2.97	1.79		3.42		1.34					0.21						2.95
08/10/2022	1.86	2.68		3.28	2.61	1.59		3.39		1.14			1.04								2.90
08/11/2022				3.02	3.11	1.70	4.76	3.62	4.39	0.97		2.38		1.81							
08/12/2022		2.85		3.13		1.65		3.30		1.31						1.81	1.35				2.97
08/13/2022																					
08/14/2022																					
08/15/2022			1.97	2.97	3.03	1.73	4.82	3.43								0.91	0.48				3.07
08/16/2022					2.70	1.72		3.47		1.07	1.47			1.83							3.06
08/17/2022	2.47	2.63		2.98	2.05	1.85				1.26											3.03
08/18/2022		3.06		3.02	1.17	1.84	3.66	3.53	3.57	1.43		2.01								3.03	
08/19/2022				3.19				3.49		1.32		2.63				3.17	1.20				3.08
08/20/2022																					
08/21/2022																					
08/22/2022				3.03	2.59	1.71	3.08	3.43			2.09					2.27	1.08				2.47
08/23/2022	0.83		1.69		3.09	1.66		3.58		1.28				1.82							2.93
08/24/2022				2.94	1.76	1.63		3.51		1.17		2.69	1.30								2.96
08/25/2022		2.92		2.92	1.30	1.73	4.21	3.58		1.35		2.49									3.02
08/26/2022				2.95	1.01			3.61		1.03						2.94	1.07				
08/27/2022																					
08/28/2022																					
08/29/2022				2.90	2.11	1.89	4.44	3.70		1.35	2.13					2.01	1.09		4.61		3.22
08/30/2022			1.78	2.78	1.59	1.68		3.57		2.88				1.73							2.96
08/31/2022				2.95	3.52	1.88		3.51		1.29		2.33	0.95		0.22						3.14
Minimum	0.83	2.63	1.69	2.60	1.01	1.59	3.08	3.23	3.57	0.97	1.47	2.01	0.95	1.73	0.21	0.91	0.00		2.91	3.03	2.47
Maximum	2.47	3.06	2.43	3.62	3.52	1.92	4.82	3.70	4.39	2.88	2.20	2.69	1.30	1.85	0.22	3.17	1.35		4.61	3.03	3.22
Average	1.82	2.78	1.99	3.01	2.47	1.76	4.15	3.48	4.08	1.31	1.99	2.46	1.10	1.81	0.22	2.09	0.90		3.76	3.03	2.98

Biosolids Flow

August 2022

Date	Amery Volume Gal	Baldwin Volume Gal	Ellsworth Volume Gal	Hudson Volume Gal	New Richmond Volume Gal	Osceola Volume Gal	Prescott Volume Gal	River Falls Volume Gal	Roberts Volume Gal	Somerset Volume Gal	Spring Valley Volume Gal	Eleva Strum Volume Gal	Plum City Volume Gal	Hammond Volume Gal	Travel Centers of A Volume Gal	Mondovi Volume Gal	Pepin Volume Gal	Mazeppa Volume Gal	West Concord Volume Gal	Downsville Volume Gal	Lake City Volume Gal	Total Member Volume Gal	Total Non-Member Volume Gal	Total Volume Gal
08/01/2022				12,956	15,324	7,384	7,739	7,729			7,772					7,507	7,732					58,904	15,239	74,143
08/02/2022	7,099		15,121	6,551	15,277	7,480		15,238		7,667				7,408							11,713	74,433	19,121	93,554
08/03/2022	7,734	7,159		17,517	15,346	7,669		7,485		7,657			7,746								5,907	70,567	13,653	84,220
08/04/2022		7,626		9,312	7,705	7,641		7,705	7,068	15,264		7,667										62,321	7,667	69,988
08/05/2022		6,860		4,491	7,693			15,557		7,667						6,515	7,725				5,758	42,268	19,998	62,266
08/06/2022																								
08/07/2022																								
08/08/2022				13,152	15,468		7,622	7,720			7,768					7,559	7,705		5,562		5,353	51,730	26,179	77,909
08/09/2022	7,483		15,080	6,613	7,689	7,303		15,469		7,655					7,701						5,753	67,292	13,454	80,746
08/10/2022	7,708	7,684		13,035	7,698	7,629		7,746		7,619			7,686								6,046	59,119	13,732	72,851
08/11/2022				6,529	15,399	7,622	7,784	15,540	7,198	15,449		7,677		7,035								75,521	14,712	90,233
08/12/2022		7,698		6,596		7,619		7,535		7,648						7,298	7,705				6,002	37,096	21,005	58,101
08/13/2022																								
08/14/2022																								
08/15/2022			15,372	13,906	15,286	7,447	7,655	7,698								7,581	7,727				6,041	67,364	21,349	88,713
08/16/2022					7,686	15,056		23,154		7,614	7,780			7,090							5,758	61,290	12,848	74,138
08/17/2022	14,920	6,189		27,846	7,713	7,087				15,365											6,002	79,120	6,002	85,122
08/18/2022		7,595		6,810	23,118	7,466	7,669	7,713	7,291	7,138		7,705								7,694		74,800	15,399	90,199
08/19/2022				13,377				15,567		7,590		6,723				7,533	7,729				6,019	36,534	28,004	64,538
08/20/2022																								
08/21/2022																								
08/22/2022				13,883	15,427	7,631	7,634	7,715			7,794					7,480	7,722				6,065	60,084	21,267	81,351
08/23/2022	15,344		15,398		7,677	7,588		15,531		7,607				7,051							5,753	69,145	12,804	81,949
08/24/2022				14,003	15,394	15,274		15,088		7,466		7,681	7,756								6,089	67,225	21,526	88,751
08/25/2022		14,209		26,333	7,674	7,459	7,607	7,741		6,951		7,684									5,832	77,974	13,516	91,490
08/26/2022				11,787	7,698			7,825		15,413						7,650	7,744					42,723	15,394	58,117
08/27/2022																								
08/28/2022																								
08/29/2022				13,023	7,696	7,423	7,760	7,739		7,384	7,770					7,509	7,672		6,489		5,926	58,795	27,596	86,391
08/30/2022			15,399	11,844	15,382	15,277		15,557		7,655				6,853							5,799	81,114	12,652	93,766
08/31/2022				11,701	14,752	7,610		7,636		7,111		7,660	7,739		7,749						6,012	48,810	29,160	77,970
Minimum	7,099	6,189	15,080	4,491	7,674	7,087	7,607	7,485	7,068	6,951	7,768	6,723	7,686	6,853	7,701	6,515	7,672		5,562	7,694	5,353	36,534	6,002	58,101
Maximum	15,344	14,209	15,399	27,846	23,118	15,277	7,784	23,154	7,291	15,449	7,794	7,705	7,756	7,408	7,749	7,650	7,744		6,489	7,694	11,713	81,114	29,160	93,766
Total	60,288	65,020	76,370	261,265	253,102	165,665	61,470	246,688	21,557	173,920	38,884	52,797	30,927	35,437	15,450	66,632	69,461		12,051	7,694	111,828	1,424,229	402,277	1,826,506
Average	10,048	8,128	15,274	12,441	12,052	8,719	7,684	11,213	7,186	9,154	7,777	7,542	7,732	7,087	7,725	7,404	7,718		6,026	7,694	6,213	61,923	17,490	79,413

Biosolids pH

August 2022

Date	Amery pH SU	Baldwin pH SU	Ellsworth pH SU	Hudson pH SU	New Richmond pH SU	Osceola pH SU	Prescott pH SU	River Falls pH SU	Roberts pH SU	Somerset pH SU	Spring Valley pH SU	Eleva Strum pH SU	Plum City pH SU	Hammond pH SU	Travel Center of A pH SU	Mondovi pH SU	Pepin pH SU	Mazeppa pH SU	West Concord pH SU	Downsville pH SU	Lake City pH SU
08/01/2022				7.31	5.08	7.16	6.27	5.95			6.59					6.98	7.20				
08/02/2022	6.71		7.01	7.31	5.01	7.18		5.98		6.69				6.56							7.47
08/03/2022	6.69	7.52		7.30	5.10	7.20		5.99		6.70			7.43								7.33
08/04/2022		7.67		7.28	5.10	7.24		6.03	7.59	6.79		7.02									
08/05/2022		7.22		6.52	5.08			5.99		6.68						7.03	0.00				7.35
08/06/2022																					
08/07/2022																					
08/08/2022				7.29	5.10		6.79	6.12			6.59					7.06	7.30		7.32		7.65
08/09/2022	6.76		7.03	7.26	5.17	7.25		6.14		6.87					7.40						7.72
08/10/2022	6.73	7.44		7.30	5.17	7.20		6.12		6.83			7.56								7.31
08/11/2022				7.27	5.14	6.77	6.72	6.10	7.67	6.96		7.02		6.52							
08/12/2022		7.43		7.26		7.12		6.12								7.10	7.16				7.35
08/13/2022																					
08/14/2022																					
08/15/2022			7.08	7.28	5.10	7.24	6.70	6.06								6.95	7.16				7.57
08/16/2022					5.15	7.28		6.08		6.60	6.72			6.55							7.51
08/17/2022	6.68	7.62		7.31	5.24	7.30				6.81											7.31
08/18/2022		7.42		7.30	5.35	7.34	6.74	6.17	7.78	6.77		7.16								6.77	
08/19/2022				7.25				6.10		6.54		7.12				7.12	7.14				7.13
08/20/2022																					
08/21/2022																					
08/22/2022				7.28	5.15	7.30	6.74	6.16		6.54	6.40					7.05	7.17				7.48
08/23/2022	6.75		7.13		5.10	7.32		6.14		6.56				6.62							7.46
08/24/2022				7.28	5.20	7.27		6.18		6.74		7.14	7.56								7.22
08/25/2022		7.38		7.31	5.24	7.24	6.49	6.18		6.70		7.11									7.36
08/26/2022				7.29	5.25			6.13		6.66						7.13	7.15				
08/27/2022																					
08/28/2022																					
08/29/2022				7.28	5.14	7.15	6.40	6.19		6.74	6.67					7.20	7.12		7.22		7.37
08/30/2022			7.25	7.12	5.18	7.28		6.18		7.36				6.60							7.44
08/31/2022				7.31	5.10	7.20		6.21		6.59		7.19	7.54		7.20						7.12
Minimum	6.68	7.22	7.01	6.52	5.01	6.77	6.27	5.95	7.59	6.54	6.40	7.02	7.43	6.52	7.20	6.95	0.00		7.22	6.77	7.12
Maximum	6.76	7.67	7.25	7.31	5.35	7.34	6.79	6.21	7.78	7.36	6.72	7.19	7.56	6.62	7.40	7.20	7.30		7.32	6.77	7.72
Average	6.72	7.46	7.10	7.24	5.15	7.21	6.61	6.11	7.68	6.74	6.59	7.11	7.52	6.57	7.30	7.07	6.38		7.27	6.77	7.40

Biosolids pH

August 2022

Date	Amery pH SU	Baldwin pH SU	Ellsworth pH SU	Hudson pH SU	New Richmond pH SU	Osceola pH SU	Prescott pH SU	River Falls pH SU	Roberts pH SU	Somerset pH SU	Spring Valley pH SU	Eleva Strum pH SU	Plum City pH SU	Hammond pH SU	Travel Center of A pH SU	Mondovi pH SU	Pepin pH SU	Mazeppa pH SU	West Concord pH SU	Downsville pH SU	Lake City pH SU
08/01/2022				7.31	5.08	7.16	6.27	5.95			6.59					6.98	7.20				
08/02/2022	6.71		7.01	7.31	5.01	7.18		5.98		6.69				6.56							7.47
08/03/2022	6.69	7.52		7.30	5.10	7.20		5.99		6.70			7.43								7.33
08/04/2022		7.67		7.28	5.10	7.24		6.03	7.59	6.79		7.02									
08/05/2022		7.22		6.52	5.08			5.99		6.68						7.03	0.00				7.35
08/06/2022																					
08/07/2022																					
08/08/2022				7.29	5.10		6.79	6.12			6.59					7.06	7.30		7.32		7.65
08/09/2022	6.76		7.03	7.26	5.17	7.25		6.14		6.87					7.40						7.72
08/10/2022	6.73	7.44		7.30	5.17	7.20		6.12		6.83			7.56								7.31
08/11/2022				7.27	5.14	6.77	6.72	6.10	7.67	6.96		7.02		6.52							
08/12/2022		7.43		7.26		7.12		6.12								7.10	7.16				7.35
08/13/2022																					
08/14/2022																					
08/15/2022			7.08	7.28	5.10	7.24	6.70	6.06								6.95	7.16				7.57
08/16/2022					5.15	7.28		6.08		6.60	6.72			6.55							7.51
08/17/2022	6.68	7.62		7.31	5.24	7.30				6.81											7.31
08/18/2022		7.42		7.30	5.35	7.34	6.74	6.17	7.78	6.77		7.16								6.77	
08/19/2022				7.25				6.10		6.54		7.12				7.12	7.14				7.13
08/20/2022																					
08/21/2022																					
08/22/2022				7.28	5.15	7.30	6.74	6.16		6.54	6.40					7.05	7.17				7.48
08/23/2022	6.75		7.13		5.10	7.32		6.14		6.56				6.62							7.46
08/24/2022				7.28	5.20	7.27		6.18		6.74		7.14	7.56								7.22
08/25/2022		7.38		7.31	5.24	7.24	6.49	6.18		6.70		7.11									7.36
08/26/2022				7.29	5.25			6.13		6.66						7.13	7.15				
08/27/2022																					
08/28/2022																					
08/29/2022				7.28	5.14	7.15	6.40	6.19		6.74	6.67					7.20	7.12		7.22		7.37
08/30/2022			7.25	7.12	5.18	7.28		6.18		7.36				6.60							7.44
08/31/2022				7.31	5.10	7.20		6.21		6.59		7.19	7.54		7.20						7.12
Minimum	6.68	7.22	7.01	6.52	5.01	6.77	6.27	5.95	7.59	6.54	6.40	7.02	7.43	6.52	7.20	6.95	0.00		7.22	6.77	7.12
Maximum	6.76	7.67	7.25	7.31	5.35	7.34	6.79	6.21	7.78	7.36	6.72	7.19	7.56	6.62	7.40	7.20	7.30		7.32	6.77	7.72
Average	6.72	7.46	7.10	7.24	5.15	7.21	6.61	6.11	7.68	6.74	6.59	7.11	7.52	6.57	7.30	7.07	6.38		7.27	6.77	7.40

Biosolids Pounds

August 2022

Date	Amery Biosolids lbs	Baldwin Biosolids lbs	Ellsworth Biosolids lbs	Hudson Biosolids lbs	New Richmond Biosolids lbs	Osceola Biosolids lbs	Prescott Biosolids lbs	River Falls Biosolids lbs	Roberts Biosolids lbs	Somerset Biosolids lbs	Spring Valley Biosolids lbs	Eleva Strum Biosolids lbs	Plum City Biosolids lbs	Hammond Biosolids lbs	Travel Centers of A Biosolids lbs	Mondovi Biosolids lbs	Pepin Biosolids lbs	Mazeppa Biosolids lbs	West Concord Biosolids lbs	Downsville Biosolids lbs	Lake City Biosolids lbs	Total Member Biosolids lbs	Total Non-Member Biosolids lbs	Total Biosolids lbs
08/01/2022				3,155	3,936	1,102	2,440	2,205			1,426					983	574					14,264	1,557	15,821
08/02/2022	1,415		2,598	1,459	3,962	1,198		4,105		793				1,143							2,892	15,530	4,034	19,564
08/03/2022	935	1,600		3,798	3,379	1,138		2,066		785			704								1,483	13,703	2,187	15,890
08/04/2022		1,743		2,369	1,716	1,185		2,326	2,523	1,528		1,707										13,389	1,707	15,096
08/05/2022		1,528		1,356	1,655			4,359		678						1,348	0				1,383	9,576	2,731	12,307
08/06/2022																								
08/07/2022																								
08/08/2022				3,521	4,038		2,816	2,247			1,335					1,053	591		1,350		1,335	13,956	4,329	18,285
08/09/2022	1,180		3,056	1,721	1,905	1,090		4,412		855					135						1,415	14,219	1,550	15,769
08/10/2022	1,196	1,717		3,566	1,676	1,012		2,190		724			667								1,462	12,081	2,129	14,210
08/11/2022				1,644	3,994	1,081	3,090	4,692	2,635	1,250		1,524		1,062								18,386	2,586	20,972
08/12/2022		1,830		1,722		1,048		2,074		836						1,102	868				1,487	7,509	3,456	10,965
08/13/2022																								
08/14/2022																								
08/15/2022			2,526	3,444	3,863	1,074	3,077	2,202								575	309				1,547	16,187	2,431	18,618
08/16/2022					1,731	2,160		6,701		679	954			1,082							1,469	12,224	2,552	14,776
08/17/2022	3,073	1,358		6,921	1,319	1,093				1,615											1,517	15,378	1,517	16,895
08/18/2022		1,938		1,715	2,256	1,146	2,341	2,271	2,171	851		1,292								1,944		14,689	3,236	17,925
08/19/2022				3,559				4,531		836		1,475				1,992	774				1,546	8,925	5,786	14,711
08/20/2022																								
08/21/2022																								
08/22/2022				3,508	3,332	1,088	1,961	2,207			1,359					1,416	696				1,249	13,455	3,361	16,816
08/23/2022	1,062		2,170		1,978	1,051		4,637		812				1,070							1,406	11,711	2,476	14,187
08/24/2022				3,433	2,260	2,076		4,417		729		1,723	841								1,503	12,915	4,067	16,982
08/25/2022		3,460		6,413	832	1,076	2,671	2,311		783		1,596									1,469	17,546	3,065	20,611
08/26/2022				2,900	648			2,356		1,324						1,876	691					7,228	2,567	9,795
08/27/2022																								
08/28/2022																								
08/29/2022				3,150	1,354	1,170	2,873	2,388		831	1,380					1,259	697		2,495		1,591	13,147	6,042	19,190
08/30/2022			2,286	2,746	2,040	2,140		4,632		1,839				989							1,432	15,683	2,420	18,103
08/31/2022				2,879	4,331	1,193		2,235		765		1,489	613		142						1,574	11,403	3,818	15,221
Minimum	935	1,358	2,170	1,356	648	1,012	1,961	2,066	2,171	678	954	1,292	613	989	135	575	0		1,350	1,944	1,249	7,228	1,517	9,795
Maximum	3,073	3,460	3,056	6,921	4,331	2,160	3,090	6,701	2,635	1,839	1,426	1,723	841	1,143	142	1,992	868		2,495	1,944	2,892	18,386	6,042	20,972
Total	8,861	15,174	12,636	64,979	52,204	24,123	21,269	71,564	7,329	18,512	6,453	10,805	2,825	5,346	277	11,602	5,199		3,845	1,944	27,760	303,105	69,604	372,709
Average	1,477	1,897	2,527	3,094	2,486	1,270	2,659	3,253	2,443	974	1,291	1,544	706	1,069	139	1,289	578		1,923	1,944	1,542	13,178	3,026	16,205

Daily Load Count

August 2022

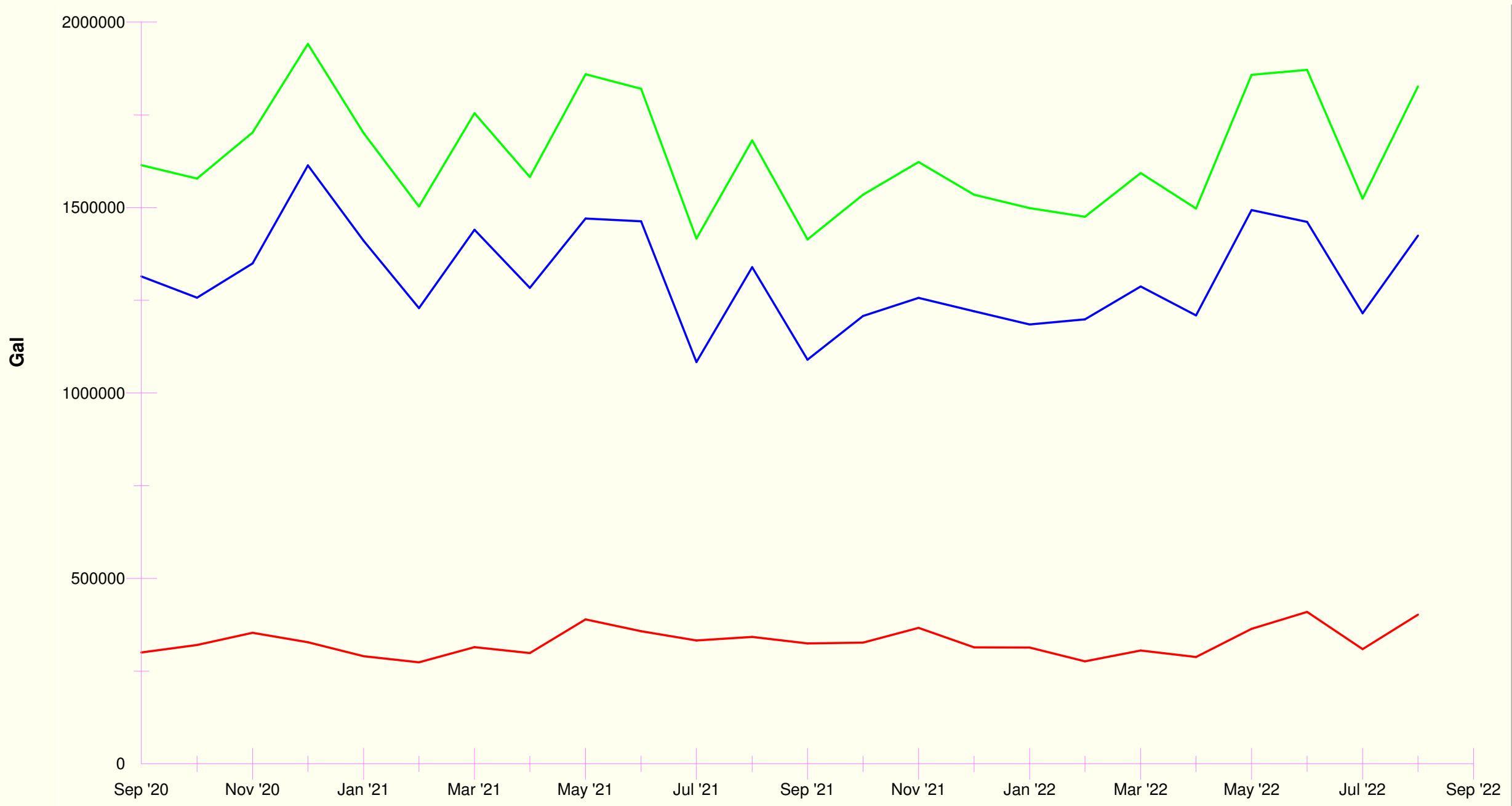
Date	Amery Daily Loads	Baldwin Daily Loads	Ellsworth Daily Loads	Hudson Daily Loads	New Richmond Daily Loads	Osceola Daily Loads	Prescott Daily Loads	River Falls Daily Loads	Roberts Daily Loads	Somerset Daily Loads	Spring Valley Daily Loads	Eleva Strum Daily Loads	Plum City Daily Loads	Hammond Daily Loads	Travel Centers of America Daily Loads	Mondovi Daily Loads	Pepin Daily Loads	Mazeppa Daily Loads	West Concord Daily Loads	Downsville Daily Loads	Lake City Daily Loads	Total Member Loads	Total Non-Member Loads	Total Loads
08/01/2022				2	2	1	1	1			1					1	1					8	2	10
08/02/2022	1		2	1	2	1		2		1				1							2	10	3	13
08/03/2022	1	1		3	2	1		1		1			1								1	10	2	12
08/04/2022		1		2	1	1		1	1	2		1										9	1	10
08/05/2022		1		1	1			2		1						1	1				1	6	3	9
08/06/2022																								
08/07/2022																								
08/08/2022				2	2		1	1			1					1	1		1		1	7	4	11
08/09/2022	1		2	1	1	1		2		1					1						1	9	2	11
08/10/2022	1	1		2	1	1		1		1			1								1	8	2	10
08/11/2022				1	2	1	1	2	1	2		1		1								10	2	12
08/12/2022		1		1		1		1		1						1	1				1	5	3	8
08/13/2022																								
08/14/2022																								
08/15/2022			2	2	2	1	1	1								1	1				1	9	3	12
08/16/2022					1	2		3		1	1			1							1	8	2	10
08/17/2022	2	1		4	1	1				2											1	11	1	12
08/18/2022		1		1	3	1	1	1	1	1		1								1		10	2	12
08/19/2022				2				2		1		1				1	1				1	5	4	9
08/20/2022																								
08/21/2022																								
08/22/2022				2	2	1	1	1			1					1	1				1	8	3	11
08/23/2022	2		2		1	1		2		1				1							1	9	2	11
08/24/2022				2	2	2		2		1		1	1								1	9	3	12
08/25/2022		2		4	1	1	1	1		1		1									1	11	2	13
08/26/2022				2	1			1		2						1	1					6	2	8
08/27/2022																								
08/28/2022																								
08/29/2022				2	1	1	1	1		1	1					1	1		1		1	8	4	12
08/30/2022			2	2	2	2		2		1				1							1	11	2	13
08/31/2022				2	2	1		1		1		1	1		1						1	7	4	11
Minimum	1	1	2	1	1	1	1	1	1	1	1	1	1	1	1	1	1		1	1	1	5	1	8
Maximum	2	2	2	4	3	2	1	3	1	2	1	1	1	1	1	1	1		1	1	2	11	4	13
Total	8	9	10	41	33	22	8	32	3	23	5	7	4	5	2	9	9		2	1	19	194	58	252
Average	1	1	2	2	2	1	1	1	1	1	1	1	1	1	1	1	1		1	1	1	8	3	11

Gallons

Total Member Volume (Mo Tot)

Total Non-Member Volume (Mo Tot)

Total Volume (Mo Tot)



Date (09/01/2020 to 08/31/2022)

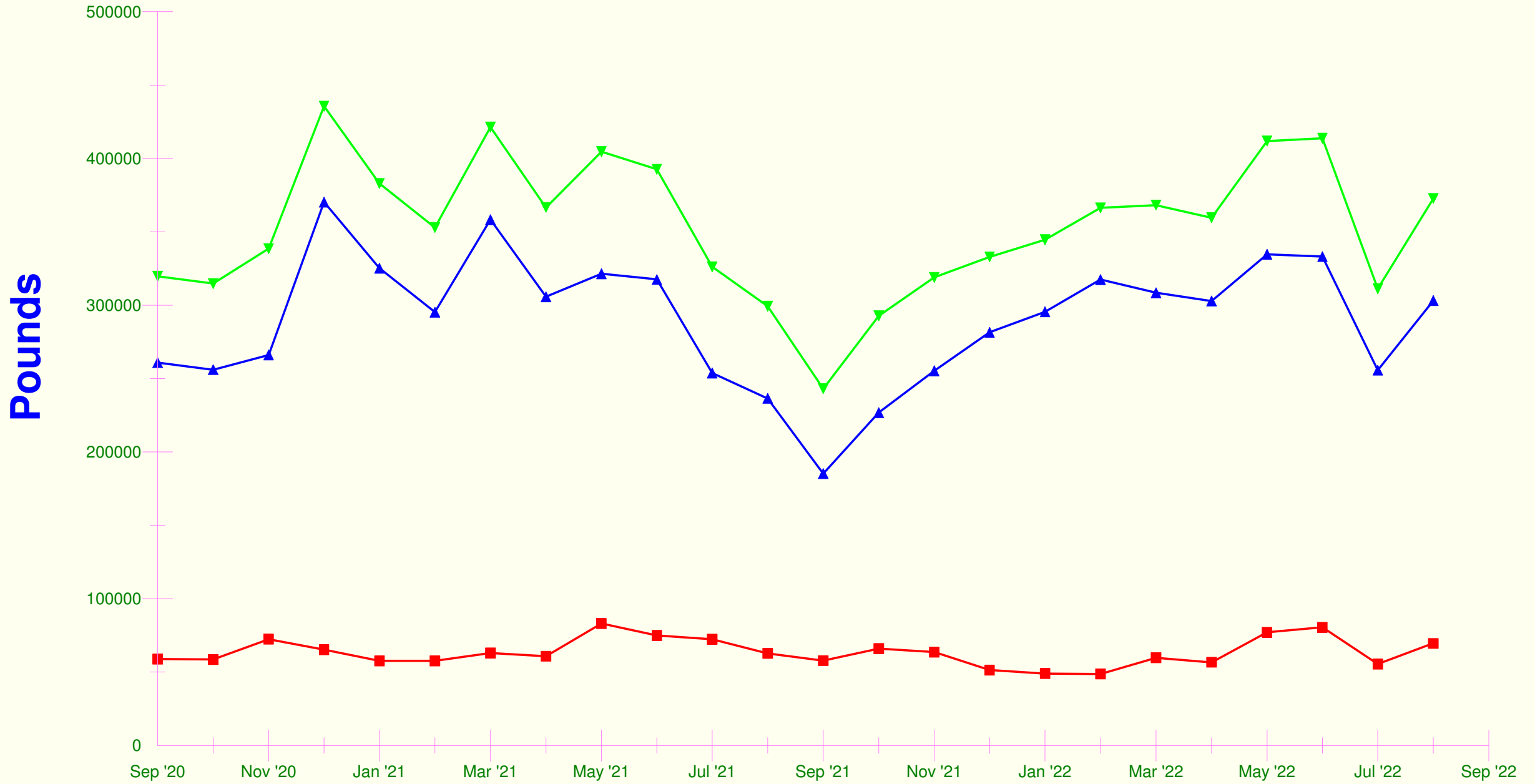
WIMS (WCW Biosolids)
Gallons 24

POUNDS

▲ Total Member Biosolids (Mo Tot)

■ Total Non-Member Biosolids (Mo Tot)

▼ Total Biosolids (Mo Tot)



Date (09/01/2020 to 08/31/2022)

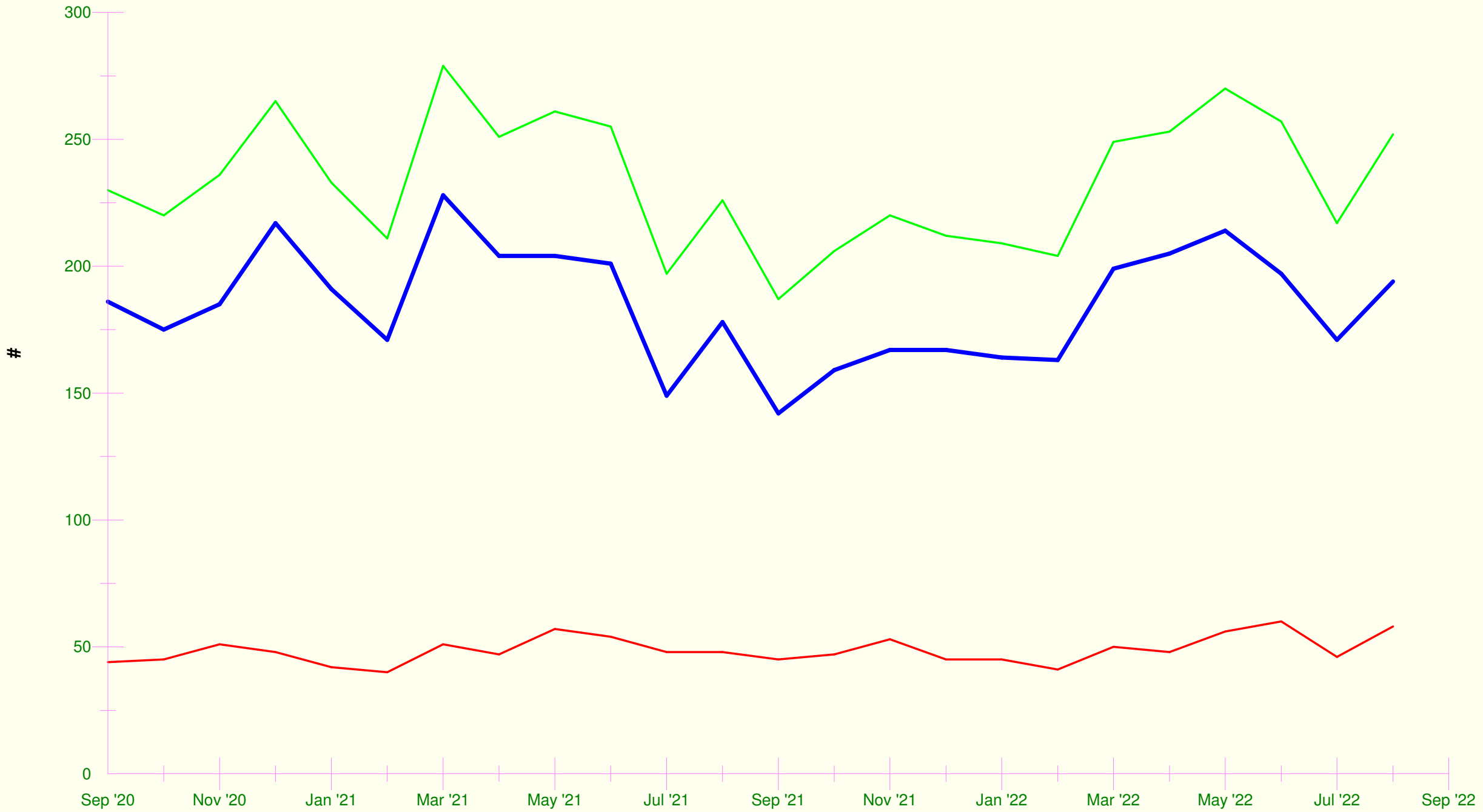
WIMS (WCW Biosolids)
24 month pounds

Truckloads

Total Member Loads (Mo Tot)

Total Non-Member Loads (Mo Tot)

Total Loads (Mo Tot)



Date (09/01/2020 to 08/31/2022)

WIMS (WCW Biosolids)
Total Truckloads



MEMORANDUM

To: Commissioners

From: Randy Lindquist,

Date: 09/12/2022

Title: Item 7 Health Insurance

See attached documents and email

Good afternoon Randy,

I hope this email finds you well! My name is Reina, and I work on your team at JA Counter. Your group benefits renewal is coming up and around the corner. We've received a copy of the renewal information from Medical and HealthPartners, attached with high level details listed below.

If you would like to renew with the proposed renewal from the insurance company, please let me know. Our team will update the carrier and begin putting together the materials to assist with your groups Open Enrollment. Of course, If you have any questions and/or would like to consider alternate plan or carrier options, I'd be happy to help explore with you those alternate options, as well. Please let me know by **October 15th** if you would like to schedule time with Amber, your account manager, to discuss and review alternate options. ****Plans will automatically renew if we do not hear back otherwise.**

Your medical insurance renewal can be summarized as follows:

*****To see the full plan design details and the renewal rate grid, please see the attached renewal.**

- Renewal Plan Name: **MIC PP WI 2400-0% RX COPAY - HSA GOLD**
- Premium Change: **+1.15%** (this does not include age-ups).
- Plan Changes (for in-network benefits):
 - No changes to plan designs!

Your ancillary insurance renewals can be summarized as follows:

- Renewal Carrier & Plan Name: **HealthPartners- Dental**
- Premium Change: **4.13%**
- Renewal Carrier & Plan Name: **Principal Financial**
- Premium Change: **0.0% Rate Lock**

Each year, you need to offer an Open Enrollment window for your benefit eligible employees to make plan changes.

- Open Enrollment is generally a 1-2 week duration during the month prior to your renewal.
- Employees have an opportunity to add or remove coverage during open enrollment.
- Changes made during this time do not require a qualifying life event.

- The earlier you can get the enrollment paperwork turned in the sooner the employee will receive their medical cards.
- **Our team is happy to assist with communication of the benefits to employees. Please let me know if you would like to connect on a call to discuss the plan for open enrollment and available materials and supporting tools!**

Thank you again for the opportunity to work with your group and this year's renewal. If you have any further questions, please let me know how I can help!

Thank you,

Reina Hoglund

Account Coordinator

D 715-246-8097

O 715-246-3811 / 800-334-9252

rhoglund@jacounter.com



PRESENTED TO

Linda Skoglund
JA Counter & Associates, Incorporated
#200
1477 S. Knowles Ave
New Richmond WI 54017

PREPARED BY

Jason Hanson
Agency Relationship Manager
9529923775
jason.hanson@medica.com

Medica is pleased to present you with the attached renewal information for WEST CENTRAL WI BIOSOLIDS FACI for the renewal date of 12/01/2022. Make note that this packet does not include SBC's for every plan offered; you can obtain SBC's in BrokerLink or on the Medica broker portal. The offering sent directly by Medica to WEST CENTRAL WI BIOSOLIDS FACI will include the SBC's. We appreciate the trust and confidence you have placed in us. Please contact me with questions.

<p>POLICY RENEWAL INFORMATION</p> <p>We recommend making your plan selection at least one month prior to renewal date to provide sufficient enrollment time. As the agent of record, you also have the opportunity to make changes to the policy's features such as benefit levels, waiting period and eligibility guidelines.</p> <p>Multiple plan/network offers require a minimum of 2 enrolled employees. Please refer to the Small Group Product Pairing Option page within this renewal.</p> <p>In order to accept the suggested renewal plan(s) simply do nothing. The group will automatically renew. To access the renewal packet information or to review renewal alternatives, please log into BrokerLink at www.medica.com</p> <p>The final deadline for completing changes to the Medica Health Plan policy is the 20th of the month prior to your renewal date.</p> <p>When requesting a change in plan design:</p> <ul style="list-style-type: none"> • request the change through BrokerLink; or • email your Account Representative at Lynette.Johnson@medica.com or • complete the enclosed Plan Change Request form and fax to Medica Small Group at 952-992-3700 	<p>VALUE ADDS</p> <p>Virtual Care – Virtual care visits, also known as online care or e-visits, are a quick and easy way to care for common conditions. Connect with a provider from your computer or mobile device to get a diagnosis, treatment plan and prescriptions (if needed).</p> <p>My Health Rewards by Medica® - Through My Health Rewards, members are motivated to make healthy behavior changes through incentives and rewards.</p> <p>Health Club Reimbursement Program – Meet a monthly workout requirement at a participating fitness club to earn credit toward your dues.</p> <p>Healthy Pregnancy & Parenting Program – Personalized guidance, support, and coaching for the entire parenthood journey with the Ovia Health app.</p> <p>Healthy Savings Program – Provides the opportunity to save money on a variety of foods</p> <p>Employee Assistance Program (EAP) – counselors provide members with support when they are dealing with personal, legal, financial or workplace issues. EAP phone lines are open 24/7.</p> <p>Medica CallLink® Nurseline – nurses provide members with help making smart decisions about their health or the health of a family member. Phone lines are open 24/7.</p>
<p>CHANGES FOR YOUR RENEWAL PLAN YEAR</p> <ul style="list-style-type: none"> • Some existing plans have been changed or eliminated. Refer to the renewal quote for detailed mapping of a comparable plan. • In addition, Medica may have made benefit or language changes to your existing plan(s). These changes are outlined in the Benefit Change Grid included within this renewal offering. 	

You may visit www.healthcare.gov or call them at 1-800-706-7893 to learn more about small group insurance and any additional coverage options that may be available.

P.O. Box 9310
Minneapolis, MN 55440-9310
952-992-2900
Fax: 952-992-3700

-- MEDICAL BENEFITS --
RENEWAL CENSUS



Account Name: WEST CENTRAL WI BIOSOLIDS FACI
Group Number: 148135
Location: WI Area-3
Zip Code: 54011

Agency Relationship Manager: Jason Hanson
Agent: Linda Skoglund
Phone: 7152463811
Email: margaret@jacounter.com

Effective Date: 12/1/2022
Print Date: 8/23/2022

Contribution 90.00%

		Current Plan - 11201,11202 MIC PP WI 2400-0% RX COPAY - HSA GOLD			Renewal Plan MIC PP WI 2400-0% RX COPAY - HSA GOLD		
		Total	ER Cost	EE Cost	Total	ER Cost	EE Cost
SUBTOTAL		5816.18	5234.58	581.60	6101.94	5491.75	610.19
TOTAL		5816.18	5234.58	581.60	6101.94	5491.75	610.19

*Current plan rates reflect census invoiced age as of today
*Renewal plan rates reflect census age as of renewal date
*Quote reflects rates as of 12/1/2022

P.O. Box 9310
Minneapolis, MN 55440-9310
952-992-2900
Fax: 952-992-3700

--MEDICAL BENEFITS --
RENEWAL



Account Name: WEST CENTRAL WI BIOSOLIDS FACI
Group/Plan #: 148135
Location: WI Area-3
Zip Code: 54011

Agency Relationship Manager: Jason Hanson
Agent: Linda Skoglund
Phone: 7152463811
Email: margaret@jacounter.com

Effective Date: 12/1/2022
Print Date: 8/23/2022
Calendar year accumulators

Plan :	CURRENT - 11201,11202 MIC PP WI 2400-0% RX COPAY - HSA GOLD	RENEWAL MIC PP WI 2400-0% RX COPAY - HSA GOLD
--------	---	--

Adult Rates:	<15	372.43	376.69
	15 - 15	405.53	410.18
	16 - 16	418.19	422.98
	17 - 17	430.85	435.78
	18 - 18	444.48	449.57
	19 - 19	458.11	463.36
	20 - 20	472.23	477.64
	21 - 21	486.83	492.41
	22 - 22	486.83	492.41
	23 - 23	486.83	492.41
	24 - 24	486.83	492.41
	25 - 25	488.78	494.38
	26 - 26	498.52	504.23
	27 - 27	510.20	516.05
	28 - 28	529.19	535.25
	29 - 29	544.77	551.01
	30 - 30	552.55	558.89
	31 - 31	564.24	570.70
	32 - 32	575.92	582.52
	33 - 33	583.22	589.91
	34 - 34	591.01	597.79
	35 - 35	594.91	601.73
	36 - 36	598.80	605.66
	37 - 37	602.70	609.60
	38 - 38	606.59	613.54

Upon request, Medica will make available to you information relating to the following: (1) Medica's right to change premium rates and the factors that may affect changes in premium rates; (2) renewability of coverage; (3) geographic areas served; and/or (4) benefits and premiums for all other health coverage available to small employer groups. To request this information, please call your Agency Relationship Manager or Account Representative.

Contact your Medica Broker or Agency Relationship Manager for a complete description of the above plans. When requesting a change in plan design, please refer to the Plan Change form in your renewal packet and email it to Medica Small Group at smallgroupsubmission@medica.com or Fax it to 952-992-3700 by the 20th of the month prior to the Renewal date. Quote reflects rates as of 12/1/2022

P.O. Box 9310
Minneapolis, MN 55440-9310
952-992-2900
Fax: 952-992-3700

--MEDICAL BENEFITS --
RENEWAL



Account Name: WEST CENTRAL WI BIOSOLIDS FACI
Group/Plan #: 148135
Location: WI Area-3
Zip Code: 54011

Agency Relationship Manager: Jason Hanson
Agent: Linda Skoglund
Phone: 7152463811
Email: margaret@jacounter.com

Effective Date: 12/1/2022
Print Date: 8/23/2022
Calendar year accumulators

Adult Rates:	39 - 39	614.38	621.42
	40 - 40	622.17	629.30
	41 - 41	633.86	641.12
	42 - 42	645.05	652.44
	43 - 43	660.63	668.20
	44 - 44	680.10	687.90
	45 - 45	702.99	711.04
	46 - 46	730.25	738.62
	47 - 47	760.92	769.64
	48 - 48	795.97	805.09
	49 - 49	830.54	840.05
	50 - 50	869.48	879.44
	51 - 51	907.94	918.34
	52 - 52	950.30	961.18
	53 - 53	993.14	1004.52
	54 - 54	1039.39	1051.30
	55 - 55	1085.64	1098.07
	56 - 56	1135.78	1148.79
	57 - 57	1186.41	1200.00
	58 - 58	1240.45	1254.66
Child(ren):	59 - 59	1267.22	1281.74
	60 - 60	1321.26	1336.40
	61 - 61	1368.00	1383.67
	62 - 62	1398.67	1414.69
	63 - 63	1437.13	1453.59
	64+	1460.49	1477.23
	1 child	372.43	376.69
	2 children	744.86	753.38
	3+ children	1117.29	1130.07

Upon request, Medica will make available to you information relating to the following: (1) Medica's right to change premium rates and the factors that may affect changes in premium rates; (2) renewability of coverage; (3) geographic areas served; and/or (4) benefits and premiums for all other health coverage available to small employer groups. To request this information, please call your Agency Relationship Manager or Account Representative.

Contact your Medica Broker or Agency Relationship Manager for a complete description of the above plans. When requesting a change in plan design, please refer to the Plan Change form in your renewal packet and email it to Medica Small Group at smallgroupsubmission@medica.com or Fax it to 952-992-3700 by the 20th of the month prior to the Renewal date. Quote reflects rates as of 12/1/2022

P.O. Box 9310
Minneapolis, MN 55440-9310
952-992-2900
Fax: 952-992-3700

--MEDICAL BENEFITS --
RENEWAL



Account Name: WEST CENTRAL WI BIOSOLIDS FACI
Group/Plan #: 148135
Location: WI Area-3
Zip Code: 54011

Agency Relationship Manager: Jason Hanson
Agent: Linda Skoglund
Phone: 7152463811
Email: margaret@jacounter.com

Effective Date: 12/1/2022
Print Date: 8/23/2022
Calendar year accumulators

Upon request, Medica will make available to you information relating to the following: (1) Medica's right to change premium rates and the factors that may affect changes in premium rates; (2) renewability of coverage; (3) geographic areas served; and/or (4) benefits and premiums for all other health coverage available to small employer groups. To request this information, please call your Agency Relationship Manager or Account Representative.

Contact your Medica Broker or Agency Relationship Manager for a complete description of the above plans. When requesting a change in plan design, please refer to the Plan Change form in your renewal packet and email it to Medica Small Group at smallgroupsubmission@medica.com or Fax it to 952-992-3700 by the 20th of the month prior to the Renewal date. Quote reflects rates as of 12/1/2022

P.O. Box 9310
Minneapolis, MN 55440-9310
952-992-2900
Fax: 952-992-3700

-- BENEFITS SUMMARY --
RENEWAL



	Current	Suggested Renewal
Benefit	MIC PP WI 2400-0% RX COPAY - HSA GOLD	MIC PP WI 2400-0% RX COPAY - HSA GOLD
In-Network Deductible	\$2400/\$4800	\$2400/\$4800
In-Network Coinsurance	0%	0%
In-Network Out-of Pocket Limit	\$3000/\$6000	\$3000/\$6000
Out-of- Network Deductible	\$10000/\$20000	\$10000/\$20000
Out-of- Network Coinsurance	50%	50%
Out-of- Network Out- of Pocket Limit	No Limit	\$No Limit/\$No Limit
Office Visit	0%	0%
Inpt Physician	0%	0%
Lab	0%	0%
X-ray	0%	0%
Outpt Phys	0%	0%
Outpt Facility	0%	0%
Inpt	0%	0%
Urgent Care	0%	0%
ER	0%	0%
ER Amb.	0%	0%
Retail Rx	\$0/\$50/\$100	\$0/\$50/\$100
RX Out Of Pocket Retail	Combined with Medical	Combined with Medical

SMALL GROUP PLAN CHANGE REQUEST FORM

WEST CENTRAL WI BIOSOLIDS FACI
148135

Current Plan Offerings

Group Number	Plan Name	Contract or Calendar Year Accumulators

Plan Change(s) from Current Plan Offerings

Group Number	Current Plan Name	Plan Change to

Add Plan

Plan Name	Network

Name of Authorized
Employer Representative _____
(Please Print)

Name of Authorized
Employer Representative _____ Date: _____

Fax this form to Medica Small Group at 952-992-3700 or via email to Lynette.Johnson@medica.com by the 20th of the month prior to the Renewal date. This form should be sent back to Medica **ONLY** if requesting a plan change. Otherwise your plan will be renewed as illustrated under the above Renewal column.

Medica Benefit Changes

The following table outlines some high-level benefit changes that are effective with your group's renewal on or after January 1, 2022. These changes reflect current market benefit standards. Please refer to your Certificate of Coverage for a full outline of benefits, including any additional changes. We encourage you to share this information with your employees.

Benefit Description	Current Coverage	New Coverage
Home Health Care <ul style="list-style-type: none">Extended Home Health Care	Intermittent skilled care when you are homebound is covered	Intermittent skilled care when homebound is covered. Extended home health care is not covered.

Small Group Product Pairing Options

Effective Jan. 1, 2022

For 2022, Medica offers even more flexibility when selecting multiple plan/network combinations. Employers in Minnesota, Wisconsin, North Dakota, Nebraska and Iowa can offer multiple plan/network combinations when the following criteria are met.

2022 participation rules:

- Available to new or existing customers with 2 or more enrolled employees.
- Employers that have 2-5 enrolled employees can renew with the same/mapped coverage and plans they have in place today. Employers that elect to make plan changes will be required to reduce the number of plans offered to one plan/two networks.
- Multiple product offerings must include Medica Choice Passport or Choice National. All network plans must have the same design as Choice Passport or Choice National.
- The employer must be based in the product service area and the employee must live within the service area.

Plan combination rules:

	Minnesota	Wisconsin	North Dakota	Nebraska	Iowa
Product/ Network Options	<ul style="list-style-type: none"> ■ Altru & You with MedicaSM ■ Clear Value with MedicaSM ■ Essentia Choice Care with MedicaSM ■ Medica Choice[®] Passport ■ Medica CompleteHealthSM ■ Medica Elect[®] ■ Park Nicollet First with MedicaSM ■ Ridgeview Community ■ Network[®] powered by Medica ■ VantagePlus with MedicaSM 	<ul style="list-style-type: none"> ■ Essentia Choice Care with MedicaSM ■ Medica Choice[®] Passport ■ Medica CompleteHealthSM 	<ul style="list-style-type: none"> ■ Altru & You with MedicaSM ■ Medica Choice[®] Passport ■ Medica CompleteHealthSM 	<ul style="list-style-type: none"> ■ Medica Choice[®] National ■ Medica with CHI HealthSM 	<ul style="list-style-type: none"> ■ Medica Choice[®] National ■ Medica with CHI HealthSM

Employees	Product Options
2-5 enrolled employees	Up to 2 networks and 1 plan
6-20 enrolled employees	Up to 6 total plans and/or networks
21+ enrolled employees	Up to 12 total plans and/or networks

2022 Consumer Directed Solution Administration Fees

Medica ONESourceSM

Account Type	Fee
Health reimbursement account (HRA)	\$4.00 PAPM*
Flexible spending account (FSA)	\$4.00 PAPM*
HRA and FSA (if member selects both)	\$6.50 PAPM*
Health savings account (HSA)	\$3.00 PAPM*
HSA and FSA (if member selects both)	\$6.00 PAPM*
HRA, HSA and FSA (if member selects all)	\$9.50 PAPM*

*Per account per month

ACO Options

For Employers Based in Minnesota, North Dakota, South Dakota and Wisconsin

For more than 45 years, Medica has been a leader in plans and networks that provide choice and flexibility for employers and employees. We've partnered with the top health systems in the region to create accountable care organization (ACO) products which offer higher quality care at a lower cost.

ACOs are networks or teams of health care providers (such as clinics, hospitals, doctors, and specialists) that collaborate with Medica to make health care more efficient and improve the member experience. The network may be smaller than Medica's other open access networks, but the benefits are significant.

Delivering Results

Working together, Medica and our care system partners are improving health care quality, managing health care cost and enhancing the consumer experience.

ACOs deliver improvements in:

- Costs – cost savings compared to open-access products
- Clinical quality – better member engagement and care coordination
- Consumer experience – 97.5% of members renew into an ACO product (based on 2020 enrollment)

When it comes to health care, everyone appreciates choices

We know it's important to offer options that will best meet the needs of employees. Contact your Medica representative for more information about ACO options that offer a unique level of integrated health care, with an exceptional member experience at a lower cost.

2022 Small Group ACO Decrements

Altru & You with Medica SM	10% MN 13% ND
Clear Value with Medica SM	20%
Essentia Choice Care with Medica SM	12%
Medica CompleteHealth SM (featuring care at Mayo Clinic)	3% MN 7% WI
Park Nicollet First with Medica SM	12%
Ridgeview Community Network powered by Medica [®]	12%
VantagePlus with Medica SM	10%

See the enclosed ACO products overview for more information.

GUIDELINES FOR PLAN CHANGE REQUESTS

Note: Please send all plan change requests via the Employee and Family Renewal Rate Sheet supplied with the group's renewal to: MEDICA, ATTN: Small Group, Fax #: 952-992-3700.

Request received by Medica Account Services and Enrollment:	Action Taken:
On or before the <u>1st of the month PRIOR</u> to renewal date:	<ul style="list-style-type: none"> Change processed effective on renewal date Bill should reflect revised rates ID cards should reflect new plan
From the 2nd of the month to the <u>20th of the month PRIOR</u> to the renewal date:	<ul style="list-style-type: none"> Change processed effective on renewal date Please pay as billed; bill adjusted the following month ID cards are not guaranteed to reflect plan changes -corrected cards will follow
From the <u>21st of the month PRIOR to the renewal date through the 1st</u> of the renewal month:	<ul style="list-style-type: none"> Change processed with next month effective date Bill should reflect revised rates ID cards will follow in 2 to 3 weeks
From the <u>2nd of the renewal month through the 20th</u> of the renewal month:	<ul style="list-style-type: none"> Change processed with next month effective date Please pay as billed; bill adjusted the following month ID cards will follow in 2 to 3 weeks
From the <u>21st of the renewal month through the 1st</u> of the following month:	<ul style="list-style-type: none"> Change processed effective two months after the renewal date Bill should reflect revised rates ID cards will follow in 2 to 3 weeks

For plan change requests other than at renewal:

- Plans and rates are based on plan selections and rates applicable at the last plan renewal.
- If requesting to change or add a plan not available at last renewal, an anniversary change **MUST** be made and rates for all plans will be based upon the new anniversary change. Medica requires a 90 day advance notification.
- The birthday rule for ACA coverage will have the age based on when the employee enters the employer's plan year.
 - If the employee is new to the employer's coverage, it is their age when they begin coverage.
 - If the employee had coverage with that employer since the last anniversary, but are in a plan that is new through the mid-plan-year change policy, we will use their age as of the employer's anniversary (not the effective date of the new plan).

Please send all Custom Options Selection Change Forms to MEDICA Enrollment in Salt Lake City.

Fax # 248-733-6064

Or mail to:

MEDICA ENROLLMENT
P.O. Box 30986
Salt Lake City, UT 841309

07/01/2022

Randy Lindquist
West Central WI Biosolids / Group #: 24378
677 Bio Ave
Ellsworth, WI 54011

BROKER:

Jillian Gorres 715-246-8062
jgorres@jacounter.com

EMPLOYER PORTAL DELEGATE:

Randy Lindquist
randy@westcentralbiosolids.com

Dear Randy,

Thank you for choosing HealthPartners for your dental plan. Rest assured we're working to keep your costs low and your employees healthy and productive with benefits and network access that make a difference:

- **MouthWise Matters** – With HealthPartners MouthWise Matters, your pregnant and/or diabetic employees get extra gum care, cleanings and exams if they have gum disease.
- **Little PartnersSM dental benefit** – Children 12 years and under get 100% coverage on in-network services with no deductible, no coinsurance and no annual maximum.
- **Large, national network** – Employees get access to more than 130,000 unique dentists nationwide.

I'll continue to be your trusted partner and provide you with service and solutions to help you achieve success.

Enclosed is your renewal for your dental coverage effective 12/01/2022. If you want to change your plan, let us know by 11/01/2022. Otherwise, we'll distribute materials for the plan(s) proposed to your covered employees. Please share plan change information with your employees prior to 12/01/2022. Federal law requires enrollees to receive a 60-day advance notice of any changes in benefits and/or premium made after a renewal is effective.

If you have any questions about your renewal or other small group solutions, contact me or your broker. Thank you again for your continued partnership.

Sincerely,

Casey Neville
Account Manager
Phone: 952-967-7021 or 800-298-4235
Fax: 952-853-8715
Email: Casey.E.Neville@HealthPartners.Com

DID YOU KNOW...?

Companies are saving up to 25% on the dental family rate when they pair small group medical and dental.*

*If a small medical group is reclassified as large under the ACA or switches medical carriers, the dental savings is no longer valid. Plans are underwritten and/or administered by HealthPartners family of health plans which includes, HealthPartners, Inc., HealthPartners Insurance Company and HealthPartners Administrators, Inc. Fully insured Wisconsin plans are underwritten by HealthPartners Insurance Company (4/21) © 2021 HealthPartners
SGRDentOnly 24378-20220701103523/223617
Prepared: 07/01/2022

Thank you for your business

It's time to renew your HealthPartners dental plan

You're in good company. We appreciate your continued business and we're looking forward to another year.

Rest assured our team continuously works to:

- Improve the dental health of your employees
- Make the experience better
- Keep costs affordable

Free dental care for kids

You've got the Little PartnersSM dental benefit! Kids 12 and under get 100% coverage at an in-network dentist. There's no deductible or coinsurance and the benefit is available even if the annual maximum is met.

HealthPartners MouthWise Matters

MouthWise Matters is an enhanced benefit that pays 100% at in-network providers for extra exams, cleanings and gum care for those who are pregnant or living with diabetes.

Did you know?

Companies are saving up to 25% on the dental family rate when they pair small group medical and dental.*

More information

Call your account manager to learn more about our dental plans. Visit healthpartners.com/employer.



* If a small medical group is reclassified as large under the ACA or switches medical carriers, the dental savings is no longer valid

Plans are underwritten and/or administered by HealthPartners family of health plans which includes, HealthPartners, Inc., HealthPartners Insurance Company and HealthPartners Administrators, Inc. Fully insured Wisconsin plans are underwritten by HealthPartners Insurance Company. 21-1195174-1199752 (05/21) © 2021 HealthPartners



HealthPartners Open Access

	IN-NETWORK	OUT-OF-NETWORK
Annual maximum	\$1,000	\$1,000
Deductible		
Per person per calendar year	\$25	\$25
Family	\$75	\$75
Preventive/Diagnostic care		
Exams, cleanings, x-rays, fluoride	100%	100%
Sealants, space maintainers	100%	100%
Basic I services		
Amalgam fillings	80%	80%
Posterior composite fillings	80%	80%
Simple extractions	80%	80%
Non-surgical periodontics	80%	80%
Endodontics	80%	80%
Basic II services		
Surgical periodontics	50%	50%
Other oral surgery	50%	50%
Major services		
Crowns, onlays	50%	50%
Bridges, dentures	50%	50%
Dental implants	50%	50%
Value-added benefits, automatically included		
Little Partners Benefit:	Dental services for children 12 and under will be covered at 100 percent with no deductible, no annual maximum or frequency limitations when going to an in-network dentist. Little Partners does not include orthodontic, dental implant or services not covered for other members.	
Diabetes and Pregnancy:	For those living with diabetes or who are pregnant and at risk of gum disease, we cover additional exams, cleanings, scaling and root planing, and debridement 100 percent at in-network dentists.	

This document is an overview of your HealthPartners coverage. For exact coverage terms and conditions, consult your plan materials or contact Member Services at (952) 883-5000 or 1-800-883-2177



Group Name: West Central WI Biosolids
Group #: 24378

Group Census Dental
Renewal Date: 12/01/2022

HealthPartners Dental		
	\$1,000 \$25 100/80/50	\$1,000 \$25 100/80/50
	Current Rate	Renewal Rate
Employee:	\$51.10	\$53.21
Employee +1:	\$97.12	\$101.13
Family:	\$153.36	\$159.69

2023

Revised 9/12/2022

SUMMARY OF REVENUE ACCOUNTS

ACCOUNT NUMBER	INCOME	2020 Actual	2021 Actual	8/31/2022 2022 Year to date	2022 Projected year end	2022 BUDGET	2023 BUDGET
100-00-41100	PROCESSING CHRGS	\$1,452,469.40	\$1,714,922.21	\$1,341,676.24	\$1,665,764.71	\$1,482,928.40	\$1,483,612.04
	Replamcent Fund			\$0.00	\$300,000.00	\$300,000.00	\$325,000.00
100-00-41200	ADMINISTRATIVE FEE	\$31,500.00	\$31,500.00		\$31,500.00	\$31,500.00	\$31,500.00
100-00-41300	TRANSPORTATION	\$734,998.49	\$751,477.51	\$0.00	\$0.00	\$802,184.19	\$900,000.00
100-00-41500	DEBT SERVICE	\$0.00	\$0.00	\$0.00	\$0.00	\$0.00	\$0.00
100-00-44000	OTHER PROCESSING REVENUE	\$0.00		\$0.00	\$0.00	\$0.00	\$0.00
100-00-48000	OTHER	\$0.00	\$0.00	\$0.00	\$0.00	\$0.00	\$0.00
	TOTAL INCOME	\$2,218,967.89	\$2,497,899.72	\$1,341,676.24	\$1,997,264.71	\$2,616,612.59	\$2,740,112.04

SUMMARY OF EXPENSE ACCOUNTS

ACCOUNT NUMBER	BUDGET SUMMARY EXPENDITURES	2020 Actual	2021 Actual	8/31/2022 2022 Year to date	2022 Projected year end	2022 BUDGET	2023 BUDGET
100-00-51000	OPERATIONAL EXPENSES	\$875,033.07	\$930,691.17	\$629,874.13	\$1,028,599.67	\$1,063,381.40	\$1,169,011.04
100-00-52000	MAINTENANCE	\$176,769.31	\$168,969.12	\$258,754.03	\$316,023.27	\$278,000.00	\$183,000.00
100-00-53000	GENERAL ADM. (FIXED & VARIABLE)	\$101,522.02	\$106,580.51	\$201,511.08	\$292,641.78	\$88,047.00	\$68,101.00
100-00-54000	TRANSPORTATION OF BIOSOLIDS	\$734,998.49	\$751,477.51	\$0.00	\$0.00	\$802,184.19	\$900,000.00
100-00-55000	SUBSIDIARY EXPENSES	\$30,645.00	\$65,181.41	\$26,537.00	\$60,000.00	\$60,000.00	\$95,000.00
100-00-59000	TRANSFERRED FUNDS	\$300,000.00	\$475,000.00	\$225,000.00	\$300,000.00	\$325,000.00	\$325,000.00
	TOTAL EXPENDITURES	\$2,218,967.89	\$2,497,899.72	\$1,341,676.24	\$1,997,264.71	\$2,616,612.59	\$2,740,112.04

ACCOUNT NUMBER		2020 Actual	2021 Actual	2022 Year to date	2022 Projected year end	2022 BUDGET	2023 BUDGET
100-00-51000	OPERATIONAL EXPENSES						
100-00-51110	Salaries and Wages	\$154,429.96	\$166,935.27	\$113,318.37	\$169,977.56	\$162,540.05	\$173,945.00
100-00-51121	FICA/Medicare	\$11,813.98	\$12,770.47	\$8,490.23	\$12,735.35	\$12,434.31	\$13,306.79
100-00-51122	Retirement	\$10,424.03	\$11,268.13	\$7,365.73	\$11,048.60	\$10,565.10	\$11,828.26
100-00-51131	Health Insurance	\$77,004.93	\$76,494.55	\$40,381.96	\$60,572.94	\$92,400.00	\$61,000.00
100-00-51132	Life Insurance	\$1,116.78	\$649.48	\$977.10	\$1,465.65	\$2,000.00	\$2,000.00
100-00-51133	Health Savings accounts	\$9,000.00	\$10,000.00	\$13,200.00	\$13,200.00	\$9,000.00	\$12,000.00
100-00-51210	Telephone	\$5,254.65	\$4,918.83	\$4,087.07	\$6,130.61	\$6,500.00	\$7,000.00
100-00-51220	Water & Sewer Services	\$5,739.04	\$5,615.07	\$3,461.67	\$6,923.34	\$7,000.00	\$7,000.00
100-00-51230	Electricity	\$57,518.76	\$64,103.77	\$37,867.66	\$56,801.49	\$70,000.00	\$70,000.00
100-00-51240	Natural Gas	\$2,735.56	\$3,459.67	\$4,083.32	\$6,124.98	\$10,000.00	\$10,000.00
100-00-51250	Training	\$976.85	\$1,614.13	\$1,268.03	\$1,902.05	\$3,000.00	\$3,000.00
100-00-51260	Lawn Care	\$339.98	\$420.00	\$295.28	\$1,000.00	\$1,000.00	\$1,000.00
100-00-51310	Sludge Conditioning Chemicals	\$149,988.40	\$162,819.00	\$133,000.00	\$199,500.00	\$200,000.00	\$250,000.00
100-00-51320	Hot Dust/Lime	\$176,576.29	\$148,063.71	\$129,172.32	\$193,758.48	\$180,000.00	\$226,270.00
100-00-51340	Sulfamic Acid	\$11,122.00	\$7,902.50	\$4,441.44	\$8,500.00	\$11,000.00	\$11,000.00
100-00-51410	Lab Supplies	\$2,045.33	\$3,499.18	\$2,834.14	\$4,251.21	\$5,000.00	\$5,000.00
100-00-51420	Outside Lab Testing	\$4,195.75	\$3,693.75	\$2,144.20	\$3,216.30	\$6,000.00	\$6,000.00
100-00-51425	Misc. General Expenses	\$15,162.71	\$16,295.97	\$6,629.44	\$9,944.16	\$17,000.00	\$17,000.00
100-00-51426	Boot Allowance	\$290.00	\$200.00	\$300.00	\$300.00	\$300.00	\$300.00
100-00-51427	Engineering	\$0.00	\$0.00	\$2.00	\$20,000.00	\$20,000.00	
100-00-51450	SCADA		\$0.00			\$0.00	\$0.00
100-00-51510	Fuel for Equipment	\$2,291.88	\$3,263.59	\$2,992.06	\$4,488.09	\$3,500.00	\$4,000.00
100-00-51620	Contingency	\$0.00	\$0.00	\$0.00	\$0.00	\$30,000.00	\$30,000.00
100-00-51621	Centrate Treatment Bio	\$5,681.69	\$6,980.80	\$0.00	\$0.00	\$6,000.00	\$5,000.00
	Centrate Treatment others		\$4,196.53	\$3,614.19	\$5,421.29	\$0.00	\$6,000.00
100-00-51621	Centrate Transportation	\$13,439.80	\$10,096.06	\$0.00	\$12,703.72	\$14,000.00	\$5,000.00
	Centrate Transportation others		\$6,812.86	\$3,033.94	\$4,550.91	\$0.00	\$6,000.00
100-00-51710	Phosphorus Chemicals	\$53,530.56	\$81,979.67	\$60,949.22	\$91,423.83	\$60,000.00	\$100,000.00
100-00-51810	Property and Liability Ins	\$17,209.34	\$14,457.50	\$11,119.75	\$16,679.63	\$17,000.00	\$17,000.00
100-00-51820	Workers Compensation	\$6,682.00	\$3,279.50	\$1,113.75	\$8,000.00	\$8,000.00	\$8,000.00
100-00-51825	Payment for gov. services(tax)	\$46,412.32	\$47,572.62	\$0.00	\$47,572.62	\$48,761.94	\$49,980.99
100-00-51850	Environmental Fees	\$380.00	\$380.00	\$380.00	\$380.00	\$380.00	\$380.00
100-00-51990	Odor Control Chemicals	\$33,670.48	\$50,948.56	\$33,351.26	\$50,026.89	\$50,000.00	\$50,000.00
100-00-51000	TOTAL OPERATIONAL EXPENSE	\$875,033.07	\$930,691.13	\$629,874.13	\$1,028,599.67	\$1,063,381.40	\$1,169,011.04

ACCOUNT NUMBER		2020 Actual	2021 Actual	2022 Year to date	2022 Projected year end	2022 BUDGET	2023 BUDGET
100-00-52000	MAINTENANCE						
100-00-52110	Maint. of Structures & Improvement	\$5,867.44	\$57,885.35	\$12,734.77	\$19,102.16	\$40,000.00	\$40,000.00
100-00-52116	Safety Training & Supplies	\$1,907.66	\$2,473.83	\$847.50	\$1,271.25	\$5,000.00	\$5,000.00
100-00-52120	Maint. of Heat, Ventilation, & AC	\$1,092.07	\$4,757.04	\$1,090.76	\$1,636.14	\$5,000.00	\$5,000.00
100-00-52210	Maint. of Dewatering Equip.	\$32,880.21	\$26,138.19	\$91,239.64	\$91,234.64	\$10,000.00	\$10,000.00
100-00-52220	Maint of Bioset	\$908.20	\$25,143.29	\$91,340.20	\$122,000.00	\$5,000.00	\$5,000.00
100-00-52230	Maint. of Receiving Station Equip	\$50,597.32	\$2,731.74	\$9,725.07	\$10,000.00	\$500.00	\$500.00
100-00-52240	Maint. of Conveying Equip.	\$539.32	\$1,098.06	\$0.00	\$500.00	\$500.00	\$50,000.00
100-00-52250	Maint. of loader	\$1,442.53	\$1,652.84	\$1,119.71	\$1,679.57	\$2,500.00	\$2,500.00
100-00-52255	Truck Maintenance	\$909.72	\$41.42	\$42.40	\$63.60	\$1,500.00	\$2,000.00
100-00-52260	Maint scale	\$16,927.93	\$988.50	\$7,529.23	\$7,529.23	\$5,000.00	\$5,000.00
100-00-52270	Sludge and Centrate tanks / pumps	\$18,155.68	\$8,684.74	\$17,146.96	\$5,000.00	\$125,000.00	\$0.00
100-00-52280	Maint Sludge Feed pumps	\$28,935.04	\$7,560.00	\$0.00	\$15,000.00	\$25,000.00	\$25,000.00
100-00-52300	Maint. of Odor Control Equip.	\$14,861.94	\$25,533.15	\$295.35	\$443.03	\$10,000.00	\$25,000.00
100-00-52400	Maint of silos	\$157.50	\$2,002.99	\$0.00	\$2,100.00	\$2,000.00	\$2,000.00
100-00-52810	Maint of Office Equip.	\$0.00	\$0.00	\$0.00	\$0.00	\$1,000.00	\$1,000.00
100-00-52910	Projects	\$619.26	\$0.00	\$0.00	\$0.00	\$0.00	\$0.00
100-00-52990	SCADA	\$967.49	\$2,277.98	\$25,642.44	\$38,463.66	\$40,000.00	\$5,000.00
200-00-59100	Transfer from Replacement to gene	\$0.00	\$0.00	\$0.00		\$0.00	\$0.00
100-00-52000	TOTAL MAINTENANCE EXPENSE	\$176,769.31	\$168,969.12	\$258,754.03	\$316,023.27	\$278,000.00	\$183,000.00

ACCOUNT NUMBER	GENERAL ADMINISTRATIVE	2020 Actual	2021 Actual	2022 Year to date	2022 Projected year end	2022 BUDGET	2023 BUDGET
100-00-53110	Salaries and Wages	\$16,000.00	\$18,000.00	\$13,132.90	\$19,699.35	\$18,000.00	\$18,000.00
100-00-53121	FICA/Medicare	\$1,224.00	\$1,377.00	\$986.59	\$1,479.89	\$1,377.00	\$1,377.00
100-00-53122	Retirement	\$1,080.00	\$1,215.00	\$853.56	\$1,280.34	\$1,170.00	\$1,224.00
100-00-53131	Health Insurance	\$7,671.55	\$9,438.57	\$4,000.00	\$6,000.00	\$8,000.00	\$6,000.00
100-00-53132	Life Insurance	\$99.61	\$216.23	\$0.00	\$250.00	\$500.00	\$500.00
100-00-53210	Commission Expenses	\$3,191.68	\$7,074.91	\$1,573.54	\$2,500.00	\$4,000.00	\$4,000.00
100-00-53310	Office Supplies and Expenses	\$8,733.01	\$5,000.17	\$3,917.68	\$5,876.52	\$4,000.00	\$4,000.00
100-00-53311	Software support		\$9,314.38	\$4,804.06	\$4,804.06	\$3,000.00	\$4,000.00
100-00-53315	Outside Legal servcies	\$5,545.50	\$7,260.50	\$1,120.00	\$1,680.00	\$10,000.00	\$10,000.00
100-00-53316	Outside Bookkeeping Services	\$0.00	\$0.00		\$0.00	\$0.00	\$0.00
100-00-53410	Accounting & Auditing	\$12,967.50	\$13,230.00	\$15,225.00	\$15,225.00	\$14,000.00	\$15,000.00
100-00-53420	Engineering	\$42,159.17	\$34,453.75	\$155,897.75	\$233,846.63	\$20,000.00	\$0.00
100-00-53990	Misc. General Expenses	\$2,850.00		\$0.00	\$0.00	\$4,000.00	\$4,000.00
100-00-53000	TOTAL ADMINISTRATIVE	\$101,522.02	\$106,580.51	\$201,511.08	\$292,641.78	\$88,047.00	\$68,101.00

Member Transportation	\$0.00	\$	630,615.30	\$650,000.00
Non Member transportations	\$0.00	\$	171,568.89	\$250,000.00

100-00-54100	Transportation of Biosolids	\$734,998.49	\$751,477.51	\$0.00	\$0.00	\$802,184.19	\$900,000.00
100-00-54000	TOTAL TRANSPORTATION	\$734,998.49	\$751,477.51	\$0.00	\$0.00	\$802,184.19	\$900,000.00

ACCOUNT NUMBER	SUBSIDIARY EXPENSES	2020 Actual	2021 Actual	2022 Year to date	2022 Projected year end	2022 BUDGET	2023 BUDGET
100-00-55100	Product marketing and distrubution	\$30,645.00	\$56,568.00	\$26,537.00	\$60,000.00	\$60,000.00	\$95,000.00
100-00-55250	Research/Development		\$8,613.41				
100-00-55270	Contingency						
100-00-55700	Rental and Equip.						
100-00-55000	TOTAL SUBSIDIARY	\$30,645.00	\$65,181.41	\$26,537.00	\$60,000.00	\$60,000.00	\$95,000.00

100-00-59000	TRANSFERS						
100-00-59200	Transfer to Equip. Repl. Fund	\$300,000.00	\$475,000.00	\$225,000.00	\$300,000.00	\$325,000.00	\$325,000.00
100-00-59300	Transfer to Debt Service Fund			\$0.00	\$0.00	\$0.00	\$0.00
100-00-59500	Capital Fund	\$0.00	\$0.00	\$0.00	\$0.00	\$0.00	\$0.00
100-00-59000	TOTAL TRANSFERS	\$300,000.00	\$475,000.00	\$225,000.00	\$300,000.00	\$325,000.00	\$325,000.00

Acct number assumption

51122 Retirement Employer contribution of 6.8%
51310 polymer price of ????? lb
51320 Lime Price increase of 15% 10-2022 with another increase planned for 2023
51825 PiLT has inflation increase 2.5%
55100 End product hauling is increased from 6 to o \$9.00 per ton

Draft 2021

Member Costs for 2023

Cost Parameters	Billable Units	Units	Unit Cost	Units	Annual cost
Processing	3,437,234	mem. lbs of solids	\$0.3442	cost per pound	1,183,197.64
Replacement	3,437,234	mem. lbs of solids	\$0.0754	cost per pound	259,191.23
Administration	11	members	\$1,500.00	per customer	16,500.00
Debt Service	3,437,234	mem. lbs of solids	\$0.0000	cost per pound	0.00
Transportation	2,305	Loads	\$282.00	Avg / per load	650,000.00
Total			\$0.4196		2,108,888.87

Members cost/pound of solids	\$0.4196
------------------------------	----------

Non-member Costs for 2023

Cost Parameters	Billable Units	Units	Unit Cost	Units	Annual cost
Processing	775,478	non-mem lbs of solids	\$0.3874	cost per pound	300,414.40
Replacement	775,478	non-mem lbs of solids	\$0.0849	cost per pound	65,808.77
Administration	10	non-members	\$1,500.00	per customer	15,000.00
Debt Service	775,478	non-mem lbs of solids	\$0.0000	cost per pound	0.00
Transportation	632	Loads	\$395.57	Avg / per Load	250,000.00
Total			\$0.4723		631,223.17

Non-member cost/pound of solids	\$0.4723
---------------------------------	----------

Previous rates	Members	Non-members	cost per pound
2006	\$ 0.3744	\$ 0.4593	\$ 0.3939
2007	\$ 0.3702	\$ 0.4547	\$ 0.3900
2008	\$ 0.3628	\$ 0.4455	\$ 0.3823
2009	\$ 0.4086	\$ 0.5038	\$ 0.4315
2010	\$ 0.3492	\$ 0.4157	\$ 0.3619
2011	\$ 0.3814	\$ 0.4523	\$ 0.3943
2012	\$ 0.4014	\$ 0.4779	\$ 0.4158
2013	\$ 0.3722	\$ 0.4467	\$ 0.3867
2014	\$ 0.4121	\$ 0.4875	\$ 0.4252
2015	\$ 0.3968	\$ 0.4612	\$ 0.4092
2016	\$ 0.3597	\$ 0.4092	\$ 0.3693
2017	\$ 0.3788	\$ 0.4297	\$ 0.3882
2018	\$ 0.3880	\$ 0.4368	\$ 0.3971
2019	\$ 0.3772	\$ 0.4242	\$ 0.3856
2020	\$ 0.3681	\$ 0.4144	\$ 0.3767
2021	\$ 0.4006	\$ 0.4510	\$ 0.4100
2022	\$ 0.4192	\$ 0.4719	\$ 0.4289
2023	\$ 0.4196	\$ 0.4723	\$ 0.4293

Calculation of Total Costs for 2023

Cost Parameters	Billable Units	Units	Unit Cost	Units	Annual cost
Processing	4,212,712	total lbs of solids	\$0.3522	cost per pound	1,483,612.04
Replacement	4,212,712	total lbs of solids	\$0.0771	cost per pound	325,000.00
Administration	21	customers	\$1,500.00	per customer	31,500.00
Debt Service	4,212,712	total lbs of solids	\$0.0000	cost per pound	0.00
Transportation	2,937	total gallons	306.43514	per gallon	900,000.00
Total			\$0.4293		2,740,112.04

TRUE

WCWBF cost/pound of solids for 2021	\$0.4293
-------------------------------------	----------

\$0.6000

