



COMMISSION MEETING

677 Bio Avenue Ellsworth, WI 54011

July 21st 2022, 8:30am

Please join my meeting from your computer, tablet or smartphone.

<https://meet.goto.com/383832389>

You can also dial in using your phone.

(For supported devices, tap a one-touch number below to join instantly.)

United States: +1 (224) 501-3412

- One-touch: <tel:+12245013412,,383832389#>

Access Code: 383-832-389

CONSENT AGENDA:

1. Approval of bills.
2. Approval of June Minutes

FINANCIAL REPORTS:

3. Approval of the June financial reports.

FACILITIES REPORT:

4. Facility report
5. Transportation transition update

OLD BUSINESS

6. Phase 0.5 Project update
7. 2023 End product hauling agreement
8. Sec 125 POP Plan document discussion / approval

NEW BUSINESS

9. Mondovi Contract Extension
10. Discussion of all meetings to be on-line / remote.
11. River Falls non-renewal letter.

MISCELLANEOUS:

12. Communications and future agenda items.

ADJOURNMENT:

13. Adjournment.

Randy Lindquist.
Superintendent



MEMORANDUM

To: Commissioners

From: Randy Lindquist,

Date: 6-8-2022

Title: Agenda Item 1 Approval of bills

Total of bills paid **\$160,409.14**

Total Payroll **\$8,442.08**

Total Payments **\$168,851.22**

Check Nbr	Check Date	Vendor name	Check Amount
ETF	06/20/2022	EMPLOYEE TRUST FUNDS	\$ 1,818.96
IRS	06/20/2022	IRS - 941 V PAYMENT	\$ 2,991.56
AT&t	06/30/2022	AT&T	\$ 178.16
XCEL	06/28/2022	XCEL ENERGY	\$ 5,292.27
15703	06/09/2022	GRAYMONT (WI) LLC	\$ (9,602.31)
15764	06/09/2022	GRAYMONT (WI) LLC	\$ 9,602.31
15768	06/28/2022	ALCIVIA	\$ 195.79
15769	06/28/2022	BOARDMAN & CLARK LLP	\$ 490.00
15770	06/28/2022	CITY OF RIVER FALLS	\$ 218.84
15771	06/28/2022	COMMERCIAL TESTING LABORATORY, INC.	\$ 239.40
15772	06/28/2022	GRAINGER	\$ 326.01
15773	06/28/2022	GRAYMONT (WI) LLC	\$ 4,784.50
15774	06/28/2022	HAWKINS, INC.	\$ 19,708.36
15775	06/28/2022	MATTS ELECTRIC INC	\$ 285.00
15776	06/28/2022	HOFMEISTER OIL CO	\$ 271.15
15777	06/28/2022	WESTERN WI AG SUPPLY	\$ 295.28
15778	06/28/2022	CARD MEMBER SERVICES	\$ 1,383.55
15779	06/28/2022	HAWKINS, INC.	\$ 13,858.61
15780	06/28/2022	COORDINATED BUSINESS SYSTEMS	\$ 50.81
15781	06/28/2022	WE ENERGIES	\$ 29.75
15785	06/30/2022	PORCUPINE ENTERPRIZES LLC	\$ 100,027.75
WI457	06/20/2022	Empower Retirement Deffered comp	\$ 750.00
WIDOR	06/28/2022	WI DEPT REVENUE W/H TAX	\$ 537.34
MEDICA	06/28/2022	MEDICA	\$ 5,816.18
VERIZON	06/28/2022	VERIZON WIRELESS	\$ 52.51
AT&TPHONE	06/28/2022	AT&T Phone	\$ 222.36
PRINCIPAL	06/28/2022	Principal Life Insurance	\$ 237.40
HEALTHPART	06/28/2022	HEALTH PARTNERS	\$ 347.60
Total			\$ 160,409.14

West Central Wisconsin Biosolids Facility

Commission meeting

June 16th, 2022

Board Members Present: Gary Newton, John Bond, Greg Engeset, Kevin Westhuis, Steve Skinner

Randy Lindquist also present.

Gary Newton called meeting to order at 8:30 am.

Consent Agenda:

Motion was made and passed to approve May payments totaling \$215,230.64. M/S Greg/Steve

Motion was made and passed to approve the May 18th Member meeting minutes and the minutes from the May 19th Board Commission meeting. M/S John/Greg

Financial Report:

Randy presented financial report as outlined in agenda packet. Billed revenues of \$276,653.70 and monthly expenses of \$301,205.28 M/S John/Greg Motion passed unanimously

Facilities Report:

Discussed three issues

- Screen issues – Randy is monitoring
- Wet air Scrubber – Pump is in poor condition. Discussed repair or replace. Randy to report back
- Bio-set Repairs - Randy will also bring back options for the board to consider to address this issue.

Old Business:

No update from Donahue at this meeting. Will be a special meeting called to get updates.

New Business:

- Synagro will start hauling on July 1st and they said they are prepared to start.
- No arrangements have been made yet to address “end product” hauling. Waiting for a call back
- Synagro contract amendment was sent to our attorney for review. No issues as it was just basic boiler plate clean-up. M/S Steve/Greg Motion passed unanimously to approve contract changes
- Discussed Section 125 POP Plan (Premium Only Plan) for employees of WCWBF. Motion by Greg, S/Steve to table until we get more information. Motion passed
- Passed a resolution (2022-001) adopting the ECMAR for 2021. M/S John/Steve Motion passed unanimously to approve 2021 ECMAR

Miscellaneous:

Thanked Rich with Porcupine with his service to WCWBF since 2006. Thank you picnic on June 30th.

Adjournment:

Meeting adjourned. M/S John/Steve

West Central Wisconsin Biosolids Facility
Commission meeting (special meeting properly noticed)

June 30th, 2022

Board Members Present: Gary Newton, John Bond, Greg Engeset, Kevin Westhuis, Steve Skinner

Others present: Matt Holmen, Bradley Vick, Rick Caruso, Eric Lynne

Gary Newton called meeting to order at 1:00 am.

Phase .05 Project Update:

Eric Lynne from Donahue and Associates gave a brief presentation on a revised contract amendment for Engineering services to complete the Phase .05 Sludge handling, storage, and truck bay modification project.

Discussion of the project, reasons for “new” pricing, debated on pros and cons of tank location, and discussed justification of “new” pricing took place. Initial Engineer cost estimate - \$453,491 on an estimated \$3,467,350 dollar project. Revised estimate that was accepted and approved; \$673,591 on a \$7,526,577 dollar project. Full services Engineering to include design, bidding, and project management.

Motion was made and passed to accept the revised contract by Donahue and Associates. M/S Steve/John

Communication:

Synagro trucking begins hauling on July 1st and Porcupine’s last day in June 30th.

A reminder to communicate loads and pick-up modifications with Randy Lindquist was discussed and agreed to.

Adjournment:

Meeting adjourned. M/S John/Steve



MEMORANDUM

To: Commissioners

From: Randy Lindquist,

Date: 7-14-2022

Title: Item 3 Financial Report

See attached spreadsheet reports

West Cental Wisconsin Biosolids Facility

month # 6

Budget Statement

The period of June 1-31, 2022

	Current Month June-22	Budgeted June-22	Variance	YTD actual 2022	YTD Budget 2022	Variance	Budget 2022	% Budget
Revenues:								
Charges to member facilities	216,914.12	174,013.45	42,900.67	1,174,783.44	1,044,080.73	130,702.72	\$ 2,088,161.45	56%
Charges to non-member facilities	63,408.49	46,037.60	17,370.89	291,971.56	276,225.57	15,745.99	\$ 552,451.14	53%
Other processing revenues	0.00	0.00	0.00	0.00	0.00	0.00	\$ -	
Total charges for servi	280,322.61	220,051.05	60,271.56	1,466,755.00	1,320,306.30	146,448.71	\$ 2,640,612.59	
							\$ -	
Total Revenues:	280,322.61	220,051.05	60,271.56	1,466,755.00	1,320,306.30	146,448.71	\$ 2,640,612.59	56%

Expenditures:**Operating expenses:**

Salaries & wages	51110	12,530.38	13,545.00	(1,014.62)	81,762.37	81,270.02	492.35	\$ 162,540.05	50%
FICA/medicare	51121	913.89	1,036.19	(122.30)	6,187.89	6,217.16	(29.27)	\$ 12,434.31	50%
Retirement	51122	814.48	880.43	(65.95)	5,314.57	5,282.55	32.02	\$ 10,565.10	50%
Health insurance	51131	6,108.60	7,700.00	(1,591.40)	35,605.83	46,200.00	(10,594.17)	\$ 92,400.00	39%
Life insurance	51132	134.50	166.67	(32.17)	863.52	1,000.00	(136.48)	\$ 2,000.00	43%
Health savings account	51133	0.00	1,000.00	(1,000.00)	13,200.00	6,000.00	7,200.00	\$ 12,000.00	110%
Telephone	51210	274.87	541.67	(266.80)	2,623.94	3,250.00	(626.06)	\$ 6,500.00	40%
Water and Sewer service	51220	0.00	583.33	(583.33)	1,068.55	3,500.00	(2,431.45)	\$ 7,000.00	15%
Electricity	51230	5,292.27	5,833.33	(541.06)	32,622.71	35,000.00	(2,377.29)	\$ 70,000.00	47%
Natural gas	51240	163.93	833.33	(669.40)	6,469.77	5,000.00	1,469.77	\$ 10,000.00	65%
Training	51250	82.80	250.00	(167.20)	818.03	1,500.00	(681.97)	\$ 3,000.00	27%
Lawn care	51260	295.28	83.33	211.95	295.28	500.00	(204.72)	\$ 1,000.00	30%
Sludge conditioning chemicals	51310	22,822.80	16,666.67	6,156.13	87,624.87	100,000.00	(12,375.13)	\$ 200,000.00	44%
Hot dust/ quick lime	51320	14,801.63	15,000.00	(198.37)	99,825.70	90,000.00	9,825.70	\$ 180,000.00	55%
Sulfamic Acid	51340	4,441.44	916.67	3,524.77	4,441.44	5,500.00	(1,058.56)	\$ 11,000.00	40%
Lab supplies	51410	187.90	416.67	(228.77)	2,061.76	2,500.00	(438.24)	\$ 5,000.00	41%
Outside lab testing	51420	239.40	500.00	(260.60)	1,500.60	3,000.00	(1,499.40)	\$ 6,000.00	25%
Misc general expenses	51425	1,039.67	1,416.67	(377.00)	5,477.36	8,500.00	(3,022.64)	\$ 17,000.00	32%
Boot allowance	51426	0.00	25.00	(25.00)	0.00	150.00	(150.00)	\$ 300.00	0%
Engineering	51427	0.00	1,666.67	(1,666.67)	0.00	10,000.00	(10,000.00)	\$ 20,000.00	0%
Fuel for equipment	51510	466.94	291.67	175.27	1,716.53	1,750.00	(33.47)	\$ 3,500.00	49%

West Cental Wisconsin Biosolids Facility

month # 6

Budget Statement

The period of June 1-31, 2022

		Current Month	Budgeted		YTD actual	YTD Budget		Budget	% Budget
		June-22	June-22	Variance	2022	2022	Variance	2022	
Contingency	51620	0.00	2,500.00	(2,500.00)	0.00	15,000.00	(15,000.00)	\$ 30,000.00	0%
Centrate treatment	51621	0.00	500.00	(500.00)	0.00	3,000.00	(3,000.00)	\$ 6,000.00	0%
Centrate Transportation	51621	0.00	1,166.67	(1,166.67)	0.00	7,000.00	(7,000.00)	\$ 14,000.00	0%
Phosphorus chemicals	51710	9,995.56	5,000.00	4,995.56	40,887.27	30,000.00	10,887.27	\$ 60,000.00	68%
Property & liability insurance	51810	1,844.75	1,416.67	428.08	1,844.75	8,500.00	(6,655.25)	\$ 17,000.00	11%
Workers compensation	51820	1,113.75	666.67	447.08	1,113.75	4,000.00	(2,886.25)	\$ 8,000.00	14%
PiLT	51825	0.00	4,063.50	(4,063.50)	0.00	24,380.97	(24,380.97)	\$ 48,761.94	0%
Environmental fees	51850	0.00	31.67	(31.67)	0.00	190.00	(190.00)	\$ 380.00	0%
Odor control chemicals	51990	14,374.72	4,166.67	10,208.05	28,262.90	25,000.00	3,262.90	\$ 50,000.00	57%
Total Operating Exper		97,939.56	88,865.12	9,074.44	461,589.39	533,190.70	(71,601.31)	\$ 1,066,381.41	43%
								\$ -	
								\$ -	
Maintenance expenses:									
Structures & improvements	52110	236.20	3,333.33	(3,097.13)	3,040.49	20,000.00	(16,959.51)	\$ 40,000.00	8%
Safety training & supplies	52116	0.00	416.67	(416.67)	97.50	2,500.00	(2,402.50)	\$ 5,000.00	2%
HVAC	52120	285.00	416.67	(131.67)	461.79	2,500.00	(2,038.21)	\$ 5,000.00	9%
Dewatering equipment	52210	0.00	833.33	(833.33)	85,494.46	5,000.00	80,494.46	\$ 10,000.00	855%
Sludge cake mixer	52220	0.00	416.67	(416.67)	80,723.20	2,500.00	78,223.20	\$ 5,000.00	1614%
Receiving station equipment	52230	1,398.32	41.67	1,356.65	1,398.32	250.00	1,148.32	\$ 500.00	280%
Conveying equipment	52240	0.00	41.67	(41.67)	0.00	250.00	(250.00)	\$ 500.00	0%
Loader	52250	114.57	208.33	(93.76)	890.57	1,250.00	(359.43)	\$ 2,500.00	36%
Pickup truck	52255	0.00	125.00	(125.00)	42.40	750.00	(707.60)	\$ 1,500.00	3%
Scale	52260	0.00	416.67	(416.67)	7,529.23	2,500.00	5,029.23	\$ 5,000.00	151%
Sludge & centrate tanks	52270	9,530.00	10,416.67	(886.67)	16,210.00	62,500.00	(46,290.00)	\$ 125,000.00	13%
Sludge PC pumps	52280	0.00	2,083.33	(2,083.33)	0.00	12,500.00	(12,500.00)	\$ 25,000.00	0%
Odor Control Equipment	52300	0.00	833.33	(833.33)	295.35	5,000.00	(4,704.65)	\$ 10,000.00	3%
Silos	52400	0.00	166.67	(166.67)	0.00	1,000.00	(1,000.00)	\$ 2,000.00	0%
Maintenance office equipment	52810	0.00	83.33	(83.33)	0.00	500.00	(500.00)	\$ 1,000.00	0%
Projects	52910	0.00	0.00	0.00	0.00	0.00	0.00	\$ -	#DIV/0!
SCADA Maintenance	52990	160.00	3,333.33	(3,173.33)	23,763.00	20,000.00	3,763.00	\$ 40,000.00	59%
Total Maintenance Ex		11,724.09	23,166.67	(11,442.58)	219,946.31	139,000.00	80,946.31	\$ 278,000.00	79%

West Cental Wisconsin Biosolids Facility

month # 6

Budget Statement

The period of June 1-31, 2022

		Current Month June-22	Budgeted June-22	Variance	YTD actual 2022	YTD Budget 2022	Variance	Budget 2022	% Budget
Administrative:									
Salaries & Wages	53110	1,461.68	1,500.00	(38.32)	9,478.82	9,000.00	478.82	\$ 18,000.00	53%
FICA/medicare	53121	107.30	114.75	(7.45)	718.62	688.50	30.12	\$ 1,377.00	52%
Retirement	53122	95.00	97.50	(2.50)	616.06	585.00	31.06	\$ 1,170.00	53%
Health insurance	53131	500.00	666.67	(166.67)	3,000.00	4,000.00	(1,000.00)	\$ 8,000.00	38%
Life insurance	53132	40.00	41.67	(1.67)	80.00	250.00	(170.00)	\$ 500.00	16%
Commission expenses	53210	973.92	2,083.33	(1,109.41)	1,102.98	12,500.00	(11,397.02)	\$ 25,000.00	4%
Office supplies & expenses	53310	929.71	333.33	596.38	2,611.51	2,000.00	611.51	\$ 4,000.00	65%
WEB Site & Software	53311	104.06	250.00	1,250.00	3,104.06	1,500.00	1,750.00	\$ 3,000.00	103%
Outside legal services	53315	490.00	833.33	(343.33)	490.00	5,000.00	(4,510.00)	\$ 10,000.00	5%
Outside bookkeeping services	53316	0.00	0.00	0.00	0.00	0.00	0.00	\$ -	
Accounting & Auditing	53410	0.00	1,166.67	(1,166.67)	9,030.00	7,000.00	2,030.00	\$ 14,000.00	65%
Engineering	53420	34,279.28	1,666.67	32,612.61	64,273.65	10,000.00	54,273.65	\$ 20,000.00	321%
Misc general expenses	53990	0.00	333.33	(333.33)	3,200.00	2,000.00	1,200.00	\$ 4,000.00	80%
Total administrative expenses		38,980.95	9,087.25	29,893.70	97,705.70	54,523.50	43,182.20	\$ 109,047.00	
								\$ -	
Marketing:								\$ -	
Product marketing & distribution	55100	0.00	5,000.00	(5,000.00)	26,537.00	30,000.00	(3,463.00)	\$ 60,000.00	44%
Marketing wages	55600	0.00	0.00	0.00	0.00	0.00	0.00	\$ -	
Marketing fees	55300	0.00	0.00	0.00	0.00	0.00	0.00	\$ -	
Total marketing expenses		0.00	5,000.00	(5,000.00)	26,537.00	30,000.00	(3,463.00)	\$ 60,000.00	
								\$ -	
Debt Service								\$ -	
Utility Revenue Loan		0.00	0.00	0.00	0.00	0.00	0.00	\$ -	
								\$ -	
Replacement Fund								\$ 325,000.00	50%
		27,083.35	27,083.33	0.02	162,500.00	162,500.00	0.00		

West Cental Wisconsin Biosolids Facility
Budget Statement

month # 6

The period of June 1-31, 2022		Current Month June-22	Budgeted June-22	Variance	YTD actual 2022	YTD Budget 2022	Variance	Budget 2022	% Budget
Transfer from Replacement Fund		-	-	-	-	-	-	\$ -	#DIV/0!
Transportation								\$ -	
Members	54100	75,878.45	52,551.27	23,327.18	372,479.33	315,307.65	57,171.68	\$ 630,615.30	59%
Non-members	54100	24,149.30	14,297.41	9,851.89	108,069.09	85,784.45	22,284.65	\$ 171,568.89	63%
Total transportation expenses		100,027.75	66,848.68	33,179.07	480,548.42	401,092.09	79,456.32	\$ 802,184.19	60%
Total Revenue		280,322.61	220,051.05	60,271.56	1,466,755.00	1,320,306.30	146,448.71	\$ 2,640,612.59	56%
Total Expenses		275,755.70	220,051.05	55,704.65	1,448,826.82	1,320,306.30	128,520.52	\$ 2,640,612.59	55%
Net operating Income		4,566.91	0.00	4,566.91	17,928.19		274,969.23		



MEMORANDUM

To: Commissioners

From: Randy Lindquist,

Date: 7-14-2022

Title: Agenda Item 4 Facility Report

Screener:

Crane engineering was here to look at the screener. It was the opinion of technician that the PLC was bad and there was nothing he could do to repair it. Energenecs estimated a repair cost range of \$5,000 to \$7,500 to replace PLC re-wire and reprogram and this would be billed on a time and material basis. Work order was approved, and commission president was made aware of this. Work is scheduled for the 27th and 28th of July

Bioset Repair:

Bioset mixing system work is scheduled to start after shutdown and the 28th and be ready by startup on Monday the 1st of August

Conveyor:

Schwing was here to look at the conveyor, they are working on a repair estimate at this time. The conveyor was built by Custom Conveyor Corp which was purchased by Schwing Bioset a few years ago. Midwest Industrial Rubber may also provide a quote as well, they are in the TC Metro area.

Tank Level Sensors:

Still waiting on the PLC and analog cards, they were ordered in January and schedule to ship July 19th,

Technology upgrade:

We have started the process to review needs and get cost estimates for upgrading our board room to better enable us to provide project updates and video conferencing. Two firms have been contacted so far to provide advice and costs for the project. Should have more information at the august meeting.

Monthly Run
June 2022

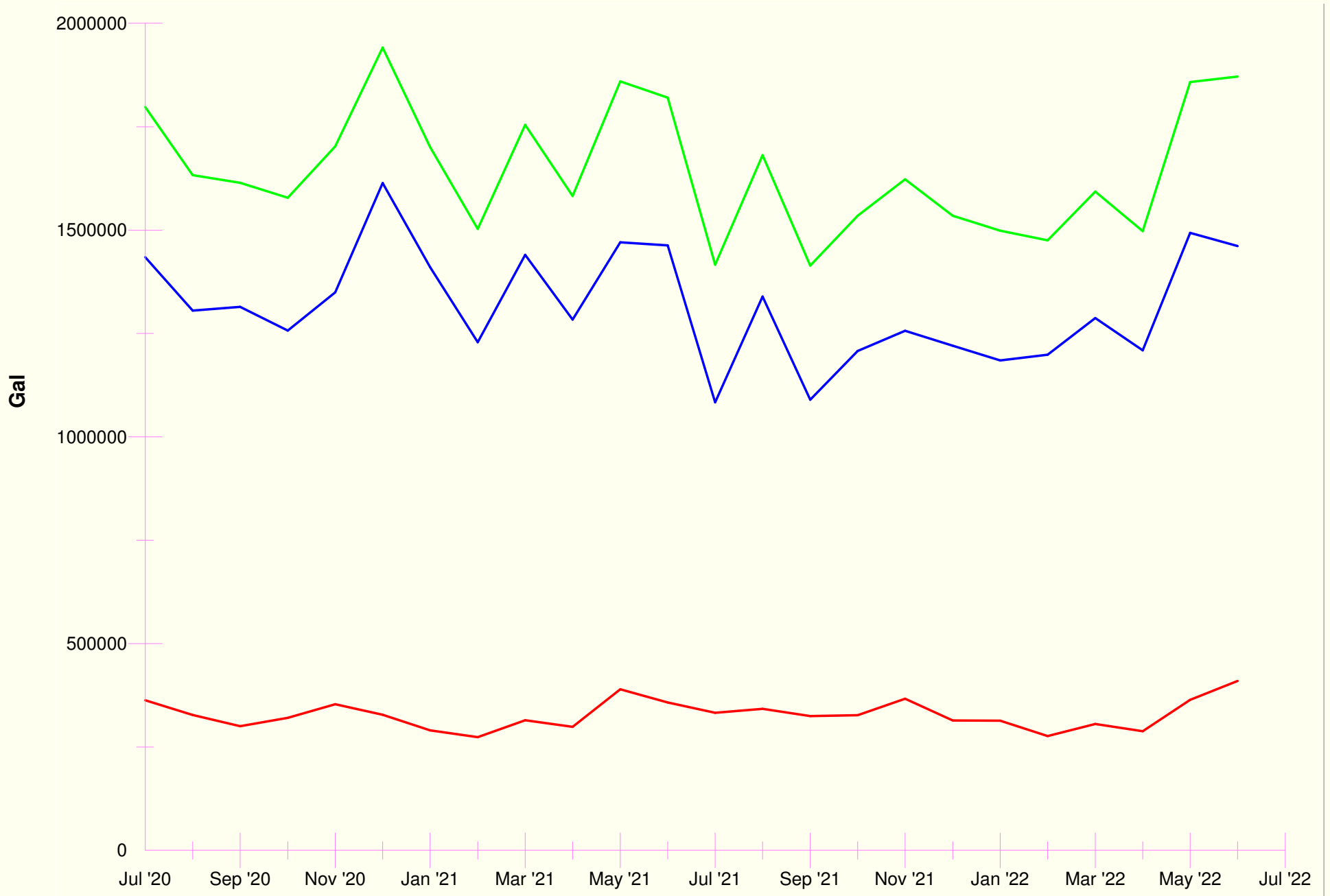
	Feed Sludge Solids Avg	To Centrisys Centrifuge Average Flow Rate	Centrisys Feed Solids	Centrisys Solids Production	Centrisys Operating Time	Sludge Feed Pump No.1 Runtime	Sludge Feed Pump No.2 Runtime	Centrisys Cake Sludge Avg	End Product Solids	Bioset Hydraulic Power Unit Runtime
Date	%	GPM	DT/HR	Wet Ton/HR	hrs	Hours	Hours	%	%	Hours
06/01/2022	2.54	167	1.06	4.55	10.7	10.1	0.0	23.22	34.10	10.2
06/02/2022	2.76	158	1.08	4.91	10.7	10.1	0.0	22.01	33.01	10.3
06/03/2022	2.47	175	1.08	4.75	10.2	9.6	0.0	22.81	29.94	9.7
06/04/2022										
06/05/2022										
06/06/2022	2.52	172	1.08	4.64	10.4	9.7	0.0	23.32	29.67	9.9
06/07/2022	2.50	175	1.09	4.71	11.2	10.5	0.0	23.16	30.32	10.5
06/08/2022	2.47	164	1.02	4.62	10.7	10.0	0.0	22.03	30.78	10.2
06/09/2022	2.51	167	1.05	4.77	10.7	10.1	0.0	21.97	29.79	10.2
06/10/2022	2.50	160	1.01	4.46	9.0	8.4	0.0	22.52	32.56	8.5
06/11/2022										
06/12/2022										
06/13/2022	2.89	152	1.09	4.93	10.4	9.7	0.0	22.15	30.45	10.0
06/14/2022	2.65	165	1.11	4.80	10.6	10.0	0.0	23.03	30.97	10.2
06/15/2022	2.50	171	1.07	4.58	10.8	10.0	0.0	23.48	33.05	10.2
06/16/2022	2.52	169	1.06	4.63	10.7	10.1	0.0	22.86	31.77	10.2
06/17/2022	2.56	166	1.06	4.70	9.7	9.1	0.0	22.47	32.40	9.2
06/18/2022										
06/19/2022										
06/20/2022	3.19	127	1.33	6.24	9.5	9.0	0.0	21.32	32.86	9.0
06/21/2022	2.22	149	0.83	3.70	4.1	3.8	0.0	22.40	30.67	3.9
06/22/2022	2.14	173	0.93	4.15	10.7	10.1	0.0	22.39	32.19	10.2
06/23/2022	2.28	188	1.07	4.82	10.7	10.0	0.0	22.20	32.59	10.2
06/24/2022	2.49	162	1.01	4.59	9.6	9.0	0.0	22.08	30.92	9.1
06/25/2022										
06/26/2022										
06/27/2022	2.19	159	0.87	3.60	10.5	9.8	0.0	24.03	28.40	9.9
06/28/2022	2.29	176	1.00	4.30	10.3	9.7	0.0	23.38	33.34	9.9
06/29/2022	2.50	163	1.02	4.47	10.8	10.1	0.0	22.84	31.94	10.2
06/30/2022	2.35	162	1.00	4.46	10.5	9.8	0.0	22.45	31.89	9.9
Minimum	2.14	127.00	0.83	3.60	4.10	3.80	0.00	21.32	28.40	3.90
Maximum	3.19	188.00	1.33	6.24	11.20	10.50	0.00	24.03	34.10	10.50
Total	55.00	3,620.00	22.91	101.38	222.50	208.70	0.00	498.10	693.61	211.60
Average	2.50	164.55	1.04	4.61	10.11	9.49	0.00	22.64	31.53	9.62

Gallons

■ Total Member Volume (Mo Tot)

■ Total Non-Member Volume (Mo Tot)

■ Total Volume (Mo Tot)



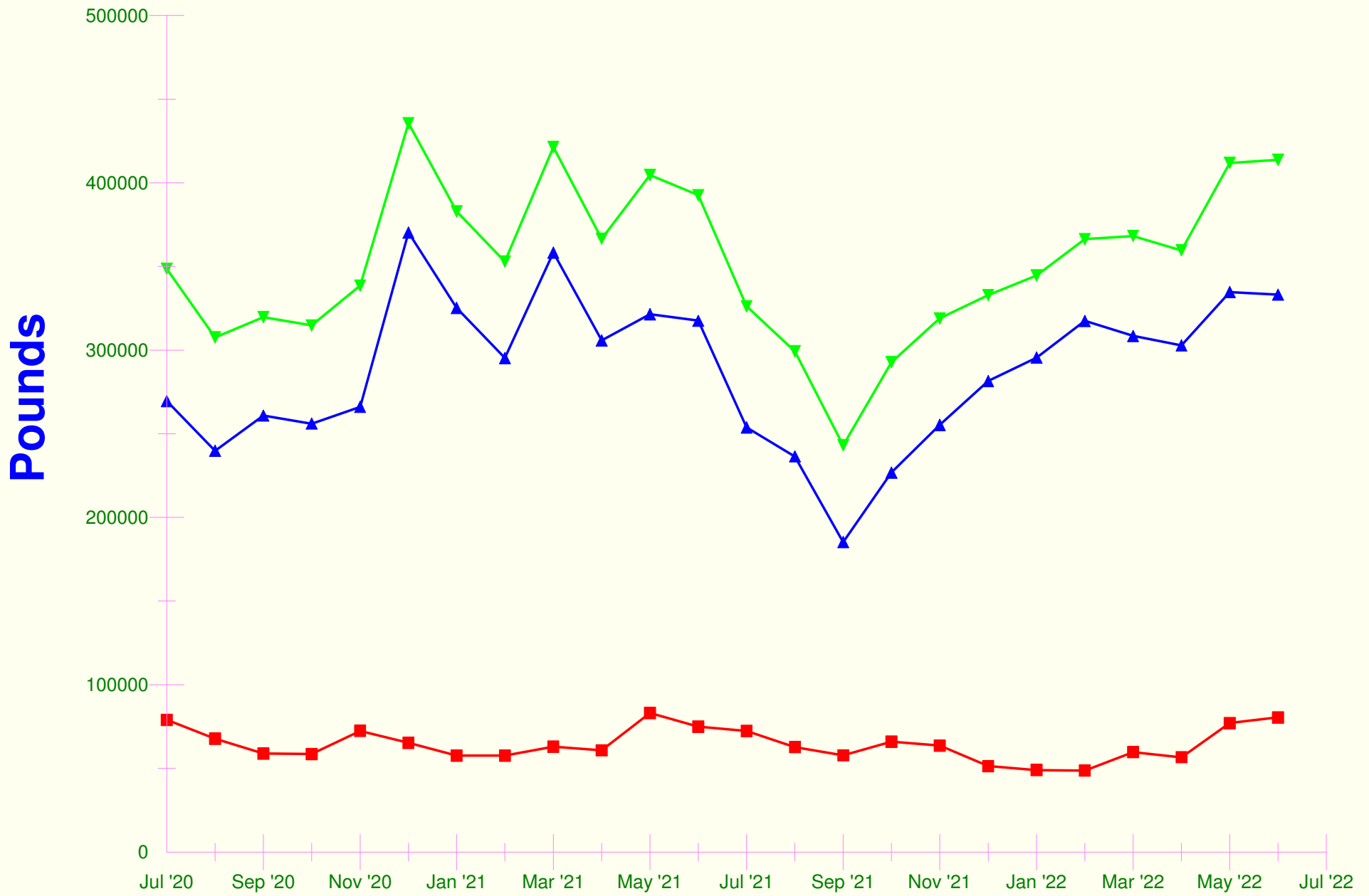
Date (07/01/2020 to 06/30/2022)

WIMS (WCW Biosolids)

Gallons 24

POUNDS

▲ Total Member Biosolids (Mo Tot) ■ Total Non-Member Biosolids (Mo Tot) ▼ Total Biosolids (Mo Tot)



Date (07/01/2020 to 06/30/2022)

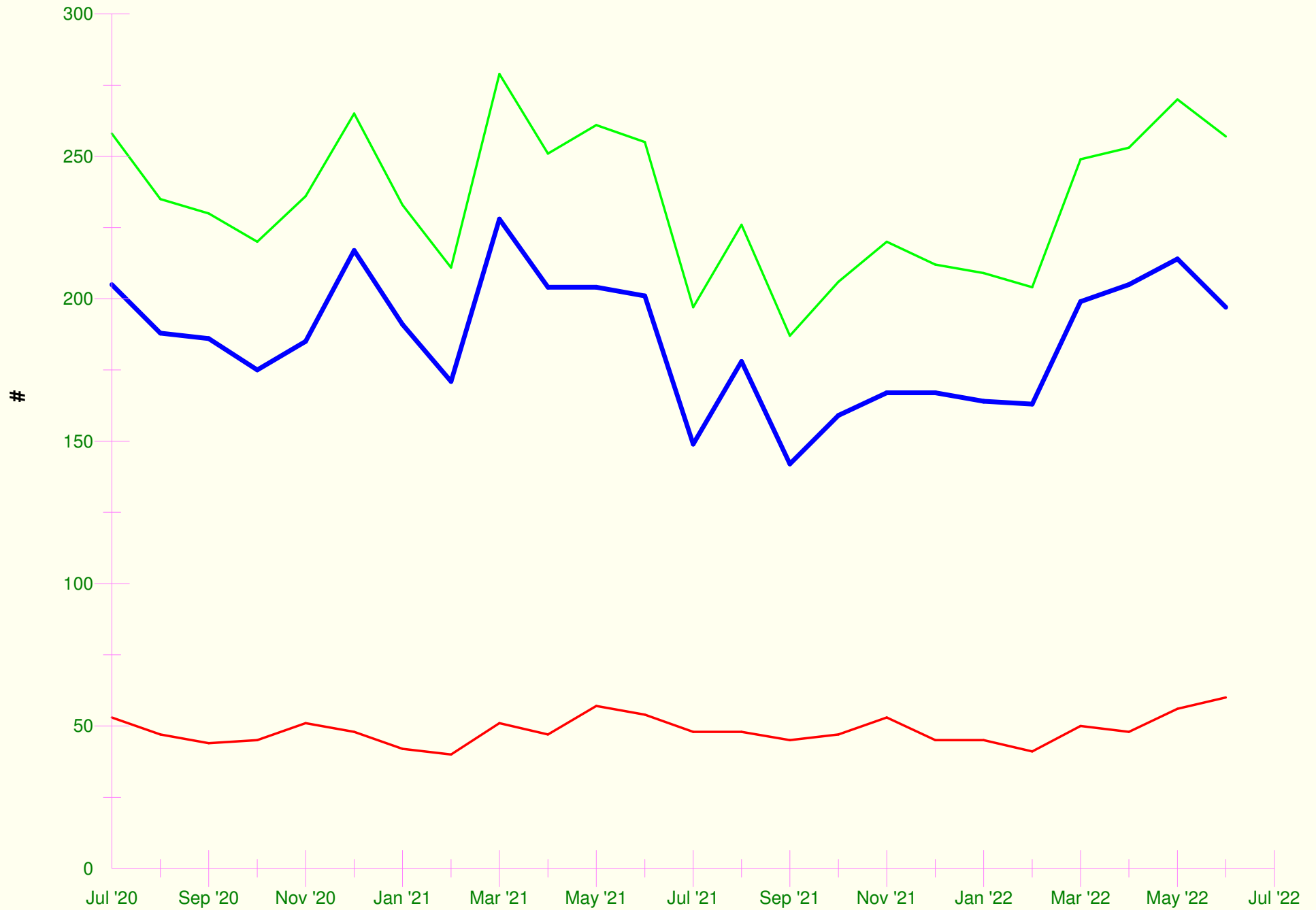
WIMS (WCW Biosolids)
24 month pounds

Truckloads

■ Total Member Loads (Mo Tot)

■ Total Non-Member Loads (Mo Tot)

■ Total Loads (Mo Tot)



Date (07/01/2020 to 06/30/2022)

WIMS (WCW Biosolids)
Total Truckloads

WEST CENTRAL WISCONSIN BIOSOLIDS FACILITY
5 YEAR BIOSOLIDS SUMMARY

Year to Date

		Year	2018	2019	2020	YTD Month 2021	June 2022
Load Quantity	Total Member Loads		1,041	1,163	1,152	1,199	1,142
Load Quantity	Total Non-Member Loads		304	317	285	291	300
Load Quantity	Total Loads		1,345	1,480	1,437	1,490	1,442
Pounds	Total Member Biosolids		1,730,222	1,688,834	1,694,228	1,923,521	1,892,181
Pounds	Total Non-Member Biosolids		331,613	342,878	365,536	397,414	372,093
Pounds	Total Biosolids		2,061,834	2,031,712	2,059,764	2,320,935	2,264,274
Gallons	Total Member Volume		7,283,228	7,355,927	7,595,635	8,296,940	7,835,033
Gallons	Total Non-Member Volume		2,030,597	1,974,430	1,845,260	1,925,034	1,957,647
Gallons	Total Volume		9,313,825	9,330,357	9,440,895	10,221,974	9,792,680

Annual Total

		Year	2018	2019	2020	2021	2022
Load Quantity	Total Member Loads		2,045	2,349	2,308	2,161	1,142
Load Quantity	Total Non-Member Loads		628	631	573	577	300
Load Quantity	Total Loads		2,673	2,980	2,881	2,738	1,442
Pounds	Total Member Biosolids		3,310,369	3,327,802	3,356,926	3,362,650	1,892,181
Pounds	Total Non-Member Biosolids		705,105	722,459	767,602	771,478	372,093
Pounds	Total Biosolids		4,015,474	4,050,261	4,124,528	4,134,128	2,264,274
Gallons	Total Member Volume		14,599,144	14,689,705	15,870,117	15,493,806	7,835,033
Gallons	Total Non-Member Volume		4,329,111	3,919,174	3,838,196	3,932,546	1,957,647
Gallons	Total Volume		18,928,255	18,608,879	19,708,313	19,426,352	9,792,680

WEST CENTRAL WISCONSIN BIOSOLIDS MEMBER AND NON-MEMBER SUMMARY BIOSOLIDS HAULING - 12 MONTH SUMMARY

<u>GALLONS SUMMARY</u>	<u>January,2022</u>	<u>February</u>	<u>March</u>	<u>April</u>	<u>May</u>	<u>June</u>	<u>July</u>	<u>August</u>	<u>September</u>	<u>October</u>	<u>November</u>	<u>December,2022</u>	<u>Total</u>	<u>% Mem</u>
MEMBER TOTAL	1,184,609	1,198,908	1,287,305	1,209,004	1,493,682	1,461,525							7,835,033	80.01
NON-MEMBER TOTAL	313,792	276,289	305,439	288,218	364,152	409,757							1,957,647	19.99
FACILITY TOTAL	1,498,401	1,475,197	1,592,744	1,497,222	1,857,834	1,871,282							9,792,680	100.00

<u>TRUCKLOAD SUMMARY</u>	<u>January,2022</u>	<u>February</u>	<u>March</u>	<u>April</u>	<u>May</u>	<u>June</u>	<u>July</u>	<u>August</u>	<u>September</u>	<u>October</u>	<u>November</u>	<u>December,2022</u>	<u>Total</u>	<u>% Mem</u>
MEMBER TOTAL	164	163	199	205	214	197							1,142	79.20
NON-MEMBER TOTAL	45	41	50	48	56	60							300	20.80
FACILITY TOTAL	209	204	249	253	270	257							1,442	100.00

<u>% SOLIDS SUMMARY</u>	<u>January,2022</u>	<u>February</u>	<u>March</u>	<u>April</u>	<u>May</u>	<u>June</u>	<u>July</u>	<u>August</u>	<u>September</u>	<u>October</u>	<u>November</u>	<u>December,2022</u>	<u>Total</u>
MEMBER TOTAL	2.95	3.16	2.78	3.00	2.66	2.78							2.89
NON-MEMBER TOTAL	1.50	1.95	1.64	1.78	2.70	2.36							1.99
FACILITY TOTAL	2.22	2.55	2.21	2.39	2.68	2.57							2.44

<u>POUNDS SUMMARY</u>	<u>January,2022</u>	<u>February</u>	<u>March</u>	<u>April</u>	<u>May</u>	<u>June</u>	<u>July</u>	<u>August</u>	<u>September</u>	<u>October</u>	<u>November</u>	<u>December,2022</u>	<u>Total</u>	<u>% Mem</u>
MEMBER TOTAL	295,524	317,473	308,431	302,885	334,707	333,161							1,892,181	83.57
NON-MEMBER TOTAL	49,054	48,814	59,793	56,714	77,173	80,544							372,093	16.43
FACILITY TOTAL	344,578	366,288	368,224	359,599	411,880	413,706							2,264,274	100.00

WEST CENTRAL WISCONSIN BIOSOLIDS MEMBER AND NON-MEMBER SUMMARY BIOSOLIDS HAULING - GALLONS

<u>MEMBERS</u>	<u>January,2022</u>	<u>February</u>	<u>March</u>	<u>April</u>	<u>May</u>	<u>June</u>	<u>July</u>	<u>August</u>	<u>September</u>	<u>October</u>	<u>November</u>	<u>December,2022</u>	<u>Total</u>	<u>% Mem</u>	<u>% Total</u>
Amery	61,698	60,924	73,965	70,327	88,746	79,712							435,372	5.56	4.45
Baldwin	59,380	82,516	51,846	49,392	73,650	74,253							391,037	4.99	3.99
Ellsworth	70,268	62,318	75,194	54,468	82,144	108,393							452,785	5.78	4.62
Hudson	306,768	235,131	282,165	230,099	275,701	236,848							1,566,712	20.00	16.00
N. Richmond	198,953	188,025	194,410	218,316	241,073	236,211							1,276,988	16.30	13.04
Osceola	90,372	107,335	128,480	123,969	150,068	143,596							743,820	9.49	7.60
Prescott	37,873	68,214	52,668	54,110	73,979	73,232							360,076	4.60	3.68
River Falls	184,436	192,701	236,444	245,166	291,807	275,396							1,425,950	18.20	14.56
Roberts	30,123	10,142		20,625	29,670	22,361							112,921	1.44	1.15
Somerset	121,286	152,086	156,560	113,201	147,257	168,210							858,600	10.96	8.77
Spring Valley	23,452	39,516	35,573	29,331	39,587	43,313							210,772	2.69	2.15
Total - Members	1,184,609	1,198,908	1,287,305	1,209,004	1,493,682	1,461,525							7,835,033	100.00	80.01

<u>NON-MEMBERS</u>	<u>January,2022</u>	<u>February</u>	<u>March</u>	<u>April</u>	<u>May</u>	<u>June</u>	<u>July</u>	<u>August</u>	<u>September</u>	<u>October</u>	<u>November</u>	<u>December,2022</u>	<u>Total</u>	<u>% Non-Mem</u>	<u>% Total</u>
Eleva Strum					15,569	38,974							54,543	2.79	0.56
Plum City	15,501	23,279	25,131	25,274	21,882	21,785							132,852	6.79	1.36
Hammond	34,719	27,716	25,504	27,522	43,196	47,194							205,851	10.52	2.10
Travel Center of A	15,933	7,799	13,634	12,254	6,192	15,899							71,711	3.66	0.73
Mondovi	69,526	54,133	58,138	48,938	63,539	64,447							358,721	18.32	3.66
Pepin	74,707	61,141	46,196	49,595	62,029	77,964							371,632	18.98	3.79
Mazeppa					18,082	17,507							35,589	1.82	0.36
West Concord		6,628	6,273	18,125	5,799	6,208							43,033	2.20	0.44
Downsville					5,909	6,671							12,580	0.64	0.13
Lake City	103,406	95,593	130,563	106,510	121,955	113,108							671,135	34.28	6.85
Total - Non-Members	313,792	276,289	305,439	288,218	364,152	409,757							1,957,647	100.00	19.99

Total - GALLONS	1,498,401	1,475,197	1,592,744	1,497,222	1,857,834	1,871,282							9,792,680		100.00
------------------------	------------------	------------------	------------------	------------------	------------------	------------------	--	--	--	--	--	--	------------------	--	---------------

WEST CENTRAL WISCONSIN BIOSOLIDS MEMBER AND NON-MEMBER SUMMARY BIOSOLIDS HAULING - NUMBER OF LOADS

<u>MEMBERS</u>	<u>January,2022</u>	<u>February</u>	<u>March</u>	<u>April</u>	<u>May</u>	<u>June</u>	<u>July</u>	<u>August</u>	<u>September</u>	<u>October</u>	<u>November</u>	<u>December,2022</u>	<u>Total</u>	<u>% Mem</u>	<u>% Total</u>
Amery	8	8	11	12	12	10							61	5.34	4.23
Baldwin	8	11	8	8	11	11							57	4.99	3.95
Ellsworth	9	8	10	8	12	14							61	5.34	4.23
Hudson	49	36	47	41	41	33							247	21.63	17.13
N. Richmond	26	25	30	36	33	33							183	16.02	12.69
Osceola	12	14	19	21	21	19							106	9.28	7.35
Prescott	5	9	8	9	10	10							51	4.47	3.54
River Falls	24	25	37	42	43	36							207	18.13	14.36
Roberts	4	2		3	4	3							16	1.40	1.11
Somerset	16	20	24	20	21	22							123	10.77	8.53
Spring Valley	3	5	5	5	6	6							30	2.63	2.08
Total - Members	164	163	199	205	214	197							1,142	100.00	79.20

<u>NON-MEMBERS</u>	<u>January,2022</u>	<u>February</u>	<u>March</u>	<u>April</u>	<u>May</u>	<u>June</u>	<u>July</u>	<u>August</u>	<u>September</u>	<u>October</u>	<u>November</u>	<u>December,2022</u>	<u>Total</u>	<u>% Non-Mem</u>	<u>% Total</u>
Eleva Strum					2	5							7	2.33	0.49
Plum City	2	3	4	4	3	3							19	6.33	1.32
Hammond	5	4	4	5	7	7							32	10.67	2.22
Travel Center of A	2	1	2	2	1	2							10	3.33	0.69
Mondovi	9	8	9	8	9	9							52	17.33	3.61
Pepin	10	8	7	8	8	10							51	17.00	3.54
Mazeppa					3	3							6	2.00	0.42
West Concord		1	1	3	1	1							7	2.33	0.49
Downsville					1	1							2	0.67	0.14
Lake City	17	16	23	18	21	19							114	38.00	7.91
Total - Non-Members	45	41	50	48	56	60							300	100.00	20.80

Total - TRUCKLOADS	209	204	249	253	270	257							1,442		100.00
---------------------------	------------	------------	------------	------------	------------	------------	--	--	--	--	--	--	--------------	--	---------------

WEST CENTRAL WISCONSIN BIOSOLIDS MEMBER AND NON-MEMBER SUMMARY BIOSOLIDS HAULING - AVERAGE SOLIDS CONCENTRATION

<u>MEMBERS</u>	<u>January,2022</u>	<u>February</u>	<u>March</u>	<u>April</u>	<u>May</u>	<u>June</u>	<u>July</u>	<u>August</u>	<u>September</u>	<u>October</u>	<u>November</u>	<u>December,2022</u>	<u>Total</u>
Amery	4.09	4.37	2.88	2.62	3.62	2.67							3.37
Baldwin	2.71	2.89	2.89	3.03	3.01	3.05							2.93
Ellsworth	1.41	2.14	2.88	3.48	1.79	1.76							2.24
Hudson	2.65	2.26	2.63	2.76	2.57	2.36							2.54
N. Richmond	3.83	4.16	3.48	3.58	2.45	3.74							3.54
Osceola	2.01	2.04	1.81	1.71	1.90	1.93							1.90
Prescott	3.89	3.99	3.79	3.43	2.56	3.82							3.58
River Falls	3.34	3.70	3.61	3.52	3.36	3.30							3.47
Roberts	4.87	5.35		4.86	4.61	4.61							4.86
Somerset	1.44	1.56	1.59	1.69	1.42	1.25							1.49
Spring Valley	2.23	2.24	2.25	2.28	1.98	2.04							2.17
Total - Members	2.95	3.16	2.78	3.00	2.66	2.78							2.89

<u>NON-MEMBERS</u>	<u>January,2022</u>	<u>February</u>	<u>March</u>	<u>April</u>	<u>May</u>	<u>June</u>	<u>July</u>	<u>August</u>	<u>September</u>	<u>October</u>	<u>November</u>	<u>December,2022</u>	<u>Total</u>
Eleva Strum					3.09	2.75							2.92
Plum City	1.33	1.53	1.49	1.32	1.48	1.28							1.40
Hammond	1.80	1.65	1.78	2.15	2.12	2.32							1.97
Travel Center of A	0.45	0.45	0.17	0.30	0.33	0.27							0.33
Mondovi	1.50	1.54	2.12	2.50	2.06	2.62							2.06
Pepin	0.55	0.82	0.91	0.94	1.25	1.21							0.95
Mazeppa					5.90	1.43							3.67
West Concord		4.17	1.57	1.74	3.91	5.57							3.39
Downsville					3.75	2.98							3.37
Lake City	3.34	3.48	3.47	3.51	3.17	3.18							3.36
Total - Non-Members	1.50	1.95	1.64	1.78	2.70	2.36							1.99

Total - % SOLIDS	2.22	2.55	2.21	2.39	2.68	2.57							2.44
-------------------------	-------------	-------------	-------------	-------------	-------------	-------------	--	--	--	--	--	--	-------------

WEST CENTRAL WISCONSIN BIOSOLIDS MEMBER AND NON-MEMBER SUMMARY BIOSOLIDS HAULING - POUNDS SOLIDS

<u>MEMBERS</u>	<u>January,2022</u>	<u>February</u>	<u>March</u>	<u>April</u>	<u>May</u>	<u>June</u>	<u>July</u>	<u>August</u>	<u>September</u>	<u>October</u>	<u>November</u>	<u>December,2022</u>	<u>Total</u>	<u>% Mem</u>	<u>% Total</u>
Amery	20,952	24,308	18,688	16,921	26,269	18,614							125,751	6.65	5.55
Baldwin	13,321	19,905	12,556	12,481	18,561	19,101							95,926	5.07	4.24
Ellsworth	10,422	11,183	18,224	16,976	12,255	16,677							85,737	4.53	3.79
Hudson	80,672	64,527	63,816	53,748	59,632	46,932							369,327	19.52	16.31
N. Richmond	62,855	64,072	59,062	67,878	58,668	73,827							386,363	20.42	17.06
Osceola	15,400	18,749	19,631	17,491	24,182	23,136							118,589	6.27	5.24
Prescott	12,452	22,822	17,014	15,620	17,450	23,957							109,315	5.78	4.83
River Falls	51,319	59,783	71,718	71,841	81,959	77,072							413,692	21.86	18.27
Roberts	9,131	4,383		8,373	11,456	8,612							41,954	2.22	1.85
Somerset	14,639	20,352	21,016	15,974	17,758	17,837							107,577	5.69	4.75
Spring Valley	4,361	7,389	6,706	5,582	6,517	7,395							37,950	2.01	1.68
Total - Members	295,524	317,473	308,431	302,885	334,707	333,161							1,892,181	100.00	83.57

<u>NON-MEMBERS</u>	<u>January,2022</u>	<u>February</u>	<u>March</u>	<u>April</u>	<u>May</u>	<u>June</u>	<u>July</u>	<u>August</u>	<u>September</u>	<u>October</u>	<u>November</u>	<u>December,2022</u>	<u>Total</u>	<u>% Non-Mem</u>	<u>% Total</u>
Eleva Strum					4,021	9,090							13,111	3.52	0.58
Plum City	1,736	2,965	3,173	2,782	2,697	2,314							15,667	4.21	0.69
Hammond	5,280	3,809	3,778	4,959	7,645	9,445							34,917	9.38	1.54
Travel Center of A	598	293	274	323	170	451							2,109	0.57	0.09
Mondovi	8,902	7,514	10,258	10,315	11,092	14,182							62,263	16.73	2.75
Pepin	3,626	4,311	3,483	3,964	6,620	8,473							30,477	8.19	1.35
Mazeppa					8,897	2,088							10,985	2.95	0.49
West Concord		2,305	821	2,766	1,891	2,884							10,668	2.87	0.47
Downsville					1,848	1,658							3,506	0.94	0.15
Lake City	28,911	27,617	38,006	31,604	32,292	29,960							188,390	50.63	8.32
Total - Non-Members	49,054	48,814	59,793	56,714	77,173	80,544							372,093	100.00	16.43

Total - POUNDS	344,578	366,288	368,224	359,599	411,880	413,706							2,264,274		100.00
-----------------------	----------------	----------------	----------------	----------------	----------------	----------------	--	--	--	--	--	--	------------------	--	---------------

Solids

June 2022

Date	Amery % Solids	Baldwin % Solids	Ellsworth % Solids	Hudson % Solids	New Richmond % Solids	Osceola % Solids	Prescott % Solids	River Falls % Solids	Roberts % Solids	Somerset % Solids	Spring Valley % Solids	Eleva Strum % Solids	Plum City % Solids	Hammond % Solids	Travel Centers of A % Solids	Mondovi % Solids	Pepin % Solids	Mazeppa % Solids	West Concord % Solids	Downsville % Solids	Lake City % Solids
06/01/2022	3.38			2.36	4.27	1.84		3.46		1.23			1.36								3.33
06/02/2022		2.96		2.30		1.82	4.31	3.46			2.06	3.85				2.70	1.64				3.11
06/03/2022				2.31	3.50	1.84	4.12	3.40		1.13											
06/04/2022																					
06/05/2022																					
06/06/2022			1.52		2.77	2.09	3.38	3.57	4.59	1.16	2.18					2.63		1.43			
06/07/2022	3.24	3.18	1.70		4.09			3.44		1.52				1.79							3.12
06/08/2022				2.20		1.95		3.92		1.69			1.32		0.55		1.51			2.98	3.35
06/09/2022	2.82	3.17		2.14	2.77	1.89	4.86	3.55			1.66	2.66				2.67					
06/10/2022					4.40	1.91		3.49		0.94				1.83							
06/11/2022																					
06/12/2022																					
06/13/2022		3.07		2.09	3.59	2.04	3.24	3.45	4.79	1.20	2.18					2.63			5.57		3.20
06/14/2022	2.75	3.09	1.90	2.08	4.35	1.91		3.46		1.15				2.67							3.14
06/15/2022	2.35			2.17	4.84	1.92		3.71		1.39		2.51					1.13				3.21
06/16/2022			2.59	2.51	3.97	1.95	5.18	3.65								2.58	1.04				
06/17/2022					4.47					1.36											
06/18/2022																					
06/19/2022																					
06/20/2022					3.72	1.87	3.52	3.30	4.47	1.44	2.08					2.40					3.17
06/21/2022	2.81	2.96	1.43	2.45	3.98	1.91		3.38		1.72				2.62							3.06
06/22/2022	1.50			2.28	3.93	1.88		2.31		1.13			1.16		0.13		0.95				3.09
06/23/2022		3.48		2.51	3.73	1.79	4.44	3.02				2.58		3.07		2.08	1.30				3.11
06/24/2022		3.09		2.54				2.94		1.01											
06/25/2022																					
06/26/2022																					
06/27/2022		2.87		2.54	2.26	1.77	2.92	2.94		1.35	2.15					3.07	1.33				3.09
06/28/2022	3.03	2.66	1.63	2.67	3.49	2.27		3.06		1.43											3.18
06/29/2022	2.75			2.55	4.36	2.26	2.97	2.99		0.84						2.92	0.96				3.33
06/30/2022				2.60				3.17				2.37		2.23							
Minimum	1.50	2.66	1.43	2.08	2.26	1.77	2.92	2.31	4.47	0.84	1.66	2.37	1.16	1.79	0.13	2.08	0.95	1.43	5.57	2.98	3.06
Maximum	3.38	3.48	2.59	2.67	4.84	2.27	5.18	3.92	4.79	1.72	2.18	3.85	1.36	3.07	0.55	3.07	1.64	1.43	5.57	2.98	3.35
Average	2.74	3.05	1.80	2.37	3.81	1.94	3.89	3.32	4.62	1.28	2.05	2.79	1.28	2.37	0.34	2.63	1.23	1.43	5.57	2.98	3.18

Biosolids Flow

June 2022

Date	Amery Volume Gal	Baldwin Volume Gal	Ellsworth Volume Gal	Hudson Volume Gal	New Richmond Volume Gal	Osceola Volume Gal	Prescott Volume Gal	River Falls Volume Gal	Roberts Volume Gal	Somerset Volume Gal	Spring Valley Volume Gal	Eleva Strum Volume Gal	Plum City Volume Gal	Hammond Volume Gal	Travel Centers of A Volume Gal	Mondovi Volume Gal	Pepin Volume Gal	Mazeppa Volume Gal	West Concord Volume Gal	Downsville Volume Gal	Lake City Volume Gal	Total Member Volume Gal	Total Non-Member Volume Gal	Total Volume Gal
06/01/2022	16,017			20,395	15,790	7,892		15,761		13,711			6,101								5,806	89,566	11,907	101,473
06/02/2022		5,986		7,602		6,129	7,701	15,825			6,156	7,887				7,020	15,822				5,847	49,399	36,576	85,975
06/03/2022				14,611	15,997	7,799	7,564	15,658		7,535												69,164		69,164
06/04/2022																								
06/05/2022																								
06/06/2022			15,334		15,552	6,881	7,420	14,074	7,420	7,598	7,739					7,248		17,507				82,018	24,755	106,773
06/07/2022	7,737	15,502	7,883		14,419			15,023		7,696				6,805							18,009	68,260	24,814	93,074
06/08/2022				7,490		7,741		14,707		15,461			7,840		7,945		15,559			6,671	6,029	45,399	44,044	89,443
06/09/2022	8,014	7,495		20,192	7,871	7,602	7,622	15,487			7,792	7,626				7,262						82,075	14,888	96,963
06/10/2022					19,910	7,626		7,923		7,859				7,083								43,318	7,083	50,401
06/11/2022																								
06/12/2022																								
06/13/2022		7,356		7,782	15,935	7,853	7,365	15,466	7,545	7,875	7,734					7,212			6,208		6,174	84,911	19,594	104,505
06/14/2022	7,957	5,289	23,053	15,332	12,749	7,868		7,719		7,334				12,483							5,904	87,301	18,387	105,688
06/15/2022	8,005			15,859	3,976	7,868		15,560		15,528		7,770					7,768				11,789	66,796	27,327	94,123
06/16/2022			23,767	7,495	15,813	7,859	7,708	15,689								6,726	7,607					78,331	14,333	92,664
06/17/2022					12,264					7,880												20,144		20,144
06/18/2022																								
06/19/2022																								
06/20/2022					15,904	7,804	7,339	7,763	7,396	7,856	7,717					7,219					6,331	61,779	13,550	75,329
06/21/2022	7,988	5,573	23,086	23,340	4,929	7,877		15,459		7,679				6,922							5,871	95,931	12,793	108,724
06/22/2022	7,978			14,805	15,465	7,820		7,535		15,216			7,844		7,954		7,749				11,984	68,819	35,531	104,350
06/23/2022		7,325		14,021	12,418	7,825	7,215	15,466				7,866		6,711		6,744	7,804				5,988	64,270	35,113	99,383
06/24/2022		7,739		6,702				7,926		7,837												30,204		30,204
06/25/2022																								
06/26/2022																								
06/27/2022		7,334		13,411	15,892	13,890	7,447	7,705		7,811	6,175					7,502	7,909				6,189	79,665	21,600	101,265
06/28/2022	7,990	4,654	15,270	20,546	16,022	7,593		21,510		7,634											5,657	101,219	5,657	106,876
06/29/2022	8,026			13,509	5,305	7,669	5,851	15,432		15,700						7,514	7,746				11,530	71,492	26,790	98,282
06/30/2022				13,756				7,708				7,825		7,190								21,464	15,015	36,479
Minimum	7,737	4,654	7,883	6,702	3,976	6,129	5,851	7,535	7,396	7,334	6,156	7,626	6,101	6,711	7,945	6,726	7,607	17,507	6,208	6,671	5,657	20,144	5,657	20,144
Maximum	16,017	15,502	23,767	23,340	19,910	13,890	7,708	21,510	7,545	15,700	7,792	7,887	7,844	12,483	7,954	7,514	15,822	17,507	6,208	6,671	18,009	101,219	44,044	108,724
Total	79,712	74,253	108,393	236,848	236,211	143,596	73,232	275,396	22,361	168,210	43,313	38,974	21,785	47,194	15,899	64,447	77,964	17,507	6,208	6,671	113,108	1,461,525	409,757	1,871,282
Average	8,857	7,425	18,066	13,932	13,123	7,978	7,323	13,114	7,454	9,895	7,219	7,795	7,262	7,866	7,950	7,161	9,746	17,507	6,208	6,671	8,079	66,433	21,566	85,058

Biosolids pH

June 2022

Date	Amery pH SU	Baldwin pH SU	Ellsworth pH SU	Hudson pH SU	New Richmond pH SU	Osceola pH SU	Prescott pH SU	River Falls pH SU	Roberts pH SU	Somerset pH SU	Spring Valley pH SU	Eleva Strum pH SU	Plum City pH SU	Hammond pH SU	Travel Center of A pH SU	Mondovi pH SU	Pepin pH SU	Mazeppa pH SU	West Concord pH SU	Downsville pH SU	Lake City pH SU
06/01/2022	6.18			7.55	5.77	7.11		5.98		6.74			7.21								7.51
06/02/2022		7.57		7.57		7.13	6.67	6.02			7.04	6.70				6.46	6.98				7.64
06/03/2022				7.48	5.82	6.95	6.64	6.06		6.73											
06/04/2022																					
06/05/2022																					
06/06/2022			7.00		5.82	6.97	6.69	6.03	6.25	7.10	7.00					6.42		5.98			
06/07/2022	6.31	7.55	7.01		5.64			6.08		6.74				6.41							7.86
06/08/2022				7.56		6.97		6.12		6.69			7.16		7.30		7.04			5.46	7.49
06/09/2022	6.36	7.46		7.62	5.75	7.09	6.61	6.18			7.03	6.78				6.55					
06/10/2022					5.34	6.67		6.01		6.54				6.49							
06/11/2022																					
06/12/2022																					
06/13/2022		7.55		7.64	5.72	6.99	6.52	6.14	6.45	7.05	7.03					6.52			7.09		7.90
06/14/2022	6.50	7.37	6.97	7.64	5.53	6.91		6.00		6.64				6.48							7.73
06/15/2022	6.55			7.69	5.52	6.99		6.05		6.72		6.79					7.04				7.55
06/16/2022			7.03	7.64	5.61	6.95	6.43	6.04								6.56	7.05				
06/17/2022					5.26					6.57											
06/18/2022																					
06/19/2022																					
06/20/2022					5.54	6.87	6.56	6.01	6.53	6.52	6.74					6.62					7.49
06/21/2022	6.53	7.52	6.97	7.65	5.35	6.98		6.07		6.40				6.53							7.45
06/22/2022	6.60			7.66	5.54	7.06		6.09		6.61			7.34		7.60		7.00				7.66
06/23/2022		7.22		7.64	5.43	7.05	6.34	6.14				6.82		6.45		6.69	7.09				7.33
06/24/2022		7.11		7.53				6.04		6.41											
06/25/2022																					
06/26/2022																					
06/27/2022		7.09		7.64	5.41	7.01	6.56	6.13		6.71	6.68					7.00	7.06				7.95
06/28/2022	6.58	7.19	7.24	7.59	5.28	6.90		6.14		6.50											8.05
06/29/2022	6.57			7.64	5.20	6.94	6.64	6.12		6.95						6.94	7.10				7.49
06/30/2022				7.58				6.02				6.80		6.42							
Minimum	6.18	7.09	6.97	7.48	5.20	6.67	6.34	5.98	6.25	6.40	6.68	6.70	7.16	6.41	7.30	6.42	6.98	5.98	7.09	5.46	7.33
Maximum	6.60	7.57	7.24	7.69	5.82	7.13	6.69	6.18	6.53	7.10	7.04	6.82	7.34	6.53	7.60	7.00	7.10	5.98	7.09	5.46	8.05
Average	6.46	7.36	7.04	7.61	5.53	6.97	6.57	6.07	6.41	6.68	6.92	6.78	7.24	6.46	7.45	6.64	7.05	5.98	7.09	5.46	7.65

Biosolids Pounds

June 2022

Date	Amery Biosolids lbs	Baldwin Biosolids lbs	Ellsworth Biosolids lbs	Hudson Biosolids lbs	New Richmond Biosolids lbs	Osceola Biosolids lbs	Prescott Biosolids lbs	River Falls Biosolids lbs	Roberts Biosolids lbs	Somerset Biosolids lbs	Spring Valley Biosolids lbs	Eleva Strum Biosolids lbs	Plum City Biosolids lbs	Hammond Biosolids lbs	Travel Centers of A Biosolids lbs	Mondovi Biosolids lbs	Pepin Biosolids lbs	Mazeppa Biosolids lbs	West Concord Biosolids lbs	Downsville Biosolids lbs	Lake City Biosolids lbs	Total Member Biosolids lbs	Total Non-Member Biosolids lbs	Total Biosolids lbs
06/01/2022	4,515			4,014	5,623	1,211		4,548		1,407			692								1,612	21,318	2,304	23,622
06/02/2022		1,478		1,458		930	2,768	4,567			1,058	2,532				1,581	2,164				1,517	12,259	7,794	20,052
06/03/2022				2,815	4,670	1,197	2,599	4,440		710												16,430		16,430
06/04/2022																								
06/05/2022																								
06/06/2022			1,944		3,593	1,199	2,092	4,190	2,840	735	1,407					1,590		2,088				18,001	3,678	21,678
06/07/2022	2,091	4,111	1,118		4,918			4,310		976				1,016							4,686	17,524	5,702	23,226
06/08/2022				1,374		1,259		4,808		2,179			863		364		1,959			1,658	1,684	9,620	6,529	16,150
06/09/2022	1,885	1,982		3,604	1,818	1,198	3,089	4,585			1,079	1,692				1,617						19,240	3,309	22,549
06/10/2022					7,306	1,215		2,306		616				1,081								11,443	1,081	12,524
06/11/2022																								
06/12/2022																								
06/13/2022		1,883		1,356	4,771	1,336	1,990	4,450	3,014	788	1,406					1,582			2,884		1,648	20,996	6,113	27,109
06/14/2022	1,825	1,363	3,653	2,660	4,625	1,253		2,227		703				2,780							1,546	18,310	4,326	22,636
06/15/2022	1,569			2,870	1,605	1,260		4,814		1,800		1,627					732				3,156	13,918	5,515	19,433
06/16/2022			5,134	1,569	5,236	1,278	3,330	4,776								1,447	660					21,322	2,107	23,429
06/17/2022					4,572					894												5,466		5,466
06/18/2022																								
06/19/2022																								
06/20/2022					4,934	1,217	2,154	2,137	2,757	943	1,339					1,445					1,674	15,482	3,119	18,600
06/21/2022	1,872	1,376	2,753	4,769	1,636	1,255		4,358		1,102				1,513							1,498	19,120	3,011	22,131
06/22/2022	998			2,815	5,069	1,226		1,452		1,434			759		86		614				3,088	12,994	4,547	17,541
06/23/2022		2,126		2,935	3,863	1,168	2,672	3,895				1,693		1,718		1,170	846				1,553	16,659	6,980	23,639
06/24/2022		1,994		1,420				1,943		660												6,018		6,018
06/25/2022																								
06/26/2022																								
06/27/2022		1,755		2,841	2,995	2,050	1,814	1,889		879	1,107					1,921	877				1,595	15,332	4,393	19,725
06/28/2022	2,019	1,032	2,076	4,575	4,663	1,437		5,489		910											1,500	22,203	1,500	23,704
06/29/2022	1,841			2,873	1,929	1,445	1,449	3,848		1,100						1,830	620				3,202	14,486	5,652	20,138
06/30/2022				2,983				2,038				1,547		1,337								5,021	2,884	7,905
Minimum	998	1,032	1,118	1,356	1,605	930	1,449	1,452	2,757	616	1,058	1,547	692	1,016	86	1,170	614	2,088	2,884	1,658	1,498	5,021	1,081	5,466
Maximum	4,515	4,111	5,134	4,769	7,306	2,050	3,330	5,489	3,014	2,179	1,407	2,532	863	2,780	364	1,921	2,164	2,088	2,884	1,658	4,686	22,203	7,794	27,109
Total	18,614	19,101	16,677	46,932	73,827	23,136	23,957	77,072	8,612	17,837	7,395	9,090	2,314	9,445	451	14,182	8,473	2,088	2,884	1,658	29,960	333,161	80,544	413,706
Average	2,068	1,910	2,780	2,761	4,101	1,285	2,396	3,670	2,870	1,049	1,233	1,818	771	1,574	225	1,576	1,059	2,088	2,884	1,658	2,140	15,144	4,239	18,805

Daily Load Count

June 2022

Date	Amery Daily Loads	Baldwin Daily Loads	Ellsworth Daily Loads	Hudson Daily Loads	New Richmond Daily Loads	Osceola Daily Loads	Prescott Daily Loads	River Falls Daily Loads	Roberts Daily Loads	Somerset Daily Loads	Spring Valley Daily Loads	Eleva Strum Daily Loads	Plum City Daily Loads	Hammond Daily Loads	Travel Centers of A Daily Loads	Mondovi Daily Loads	Pepin Daily Loads	Mazeppa Daily Loads	West Concord Daily Loads	Downsville Daily Loads	Lake City Daily Loads	Total Member Loads	Total Non-Member Loads	Total Loads
06/01/2022	2			3	2	1		2		2			1								1	12	2	14
06/02/2022		1		1		1	1	2			1	1				1	2				1	7	5	12
06/03/2022				2	2	1	1	2		1												9		9
06/04/2022																								
06/05/2022																								
06/06/2022			2		2	1	1	2	1	1	1					1		3				11	4	15
06/07/2022	1	2	1		2			2		1				1							3	9	4	13
06/08/2022				1		1		2		2			1		1		2			1	1	6	6	12
06/09/2022	1	1		3	1	1	1	2			1	1				1						11	2	13
06/10/2022					3	1		1		1				1								6	1	7
06/11/2022																								
06/12/2022																								
06/13/2022		1		1	2	1	1	2	1	1	1					1			1		1	11	3	14
06/14/2022	1	1	3	2	2	1		1		1				2							1	12	3	15
06/15/2022	1			2	1	1		2		2		1					1				2	9	4	13
06/16/2022			3	1	2	1	1	2								1	1					10	2	12
06/17/2022					2					1												3		3
06/18/2022																								
06/19/2022																								
06/20/2022					2	1	1	1	1	1	1					1					1	8	2	10
06/21/2022	1	1	3	3	1	1		2		1				1							1	13	2	15
06/22/2022	1			2	2	1		1		2			1		1		1				2	9	5	14
06/23/2022		1		2	2	1	1	2				1		1		1	1				1	9	5	14
06/24/2022		1		1				1		1												4		4
06/25/2022																								
06/26/2022																								
06/27/2022		1		2	2	2	1	1		1	1					1	1				1	11	3	14
06/28/2022	1	1	2	3	2	1		3		1											1	14	1	15
06/29/2022	1			2	1	1	1	2		2						1	1				2	10	4	14
06/30/2022				2				1				1		1								3	2	5
Minimum	1	1	1	1	1	1	1	1	1	1	1	1	1	1	1	1	1	3	1	1	1	3	1	3
Maximum	2	2	3	3	3	2	1	3	1	2	1	1	1	2	1	1	2	3	1	1	3	14	6	15
Total	10	11	14	33	33	19	10	36	3	22	6	5	3	7	2	9	10	3	1	1	19	197	60	257
Average	1	1	2	2	2	1	1	2	1	1	1	1	1	1	1	1	1	3	1	1	1	9	3	12

Centrate monthly

	01000 Acceptance\Centrate\Testing			
	Centrate BOD	Centrate TSS	Centrate NH3	Centrate Phosphoru s
Date	mg/l	mg/l	mg/l	mg/l
06/01/2022				
06/02/2022				
06/03/2022	604	874	306	7.27
06/04/2022				
06/05/2022				
06/06/2022				
06/07/2022				
06/08/2022				
06/09/2022				
06/10/2022		876	288	3.97
06/11/2022				
06/12/2022				
06/13/2022				
06/14/2022				
06/15/2022				
06/16/2022				
06/17/2022	851	256	410	0.92
06/18/2022				
06/19/2022				
06/20/2022				
06/21/2022				
06/22/2022				
06/23/2022				
06/24/2022	643	772	468	1.77
06/25/2022				
06/26/2022				
06/27/2022				
06/28/2022				
06/29/2022				
06/30/2022				
Minimum	604	256	288	0.92
Maximum	851	876	468	7.27
Total	2,098	2,778	1,472	13.93
Average	699	695	368	3.48

Centrate Report WCWBF

	Centrate BOD	Centrate TSS	Centrate NH3	Centrate Phosphoru s
Month	mg/l	mg/l	mg/l	mg/l
Jul 2021	646	582	387	0.36
Aug 2021	684	881	397	3.02
Sep 2021	275	299	245	1.15
Oct 2021	335	207	201	0.99
Nov 2021	809	138	184	1.52
Dec 2021	923	245	222	4.12
Jan 2022	1,081	294	251	12.19
Feb 2022	1,185	450	259	11.56
Mar 2022	1,334	1,062	297	11.81
Apr 2022	1,252	613	344	14.40
May 2022	848	797	350	3.19
Jun 2022	699	695	368	3.48
Minimum	275	138	184	0.36
Maximum	1,334	1,062	397	14.40
Total	10,070	6,260	3,504	67.79
Average	839	522	292	5.65



MEMORANDUM

To: Commissioners

From: Randy Lindquist,

Date: 7-14-2022

Title: Item 7 End product distribution contract

We do not yet have a commitment from Rohl Custom Harvesting for the 2023 end product distribution. Jeff Plummer from Rohl will be at the meeting to discuss further.

WEST CENTRAL WISCONSIN BIOSOLIDS FACILITY BIOSOLIDS DISTRIBUTION CONTRACT

This agreement is dated as of the 21st day of July 2022 between the Commission of the West Central Wisconsin Biosolids Facility, herein called “Commission” and Rohl Custom Harvesting the “Distributor”

The commission and distributor, in consideration of the mutual covenants herein, agree as follows:

Scope of Work: The Distributor does hereby agree to this contract provided, to work with the Commission to adequately and sufficiently market, distribute, and apply the class “A” exceptional quality Biosolids in accordance with all local, state, federal laws, and regulations. The Commission will have on file, and make available, a copy of the test results for the product. The Commission shall inform the distributor of any changes, which may affect the characteristics of the product and its marketability.

The distributor shall transport the biosolids in a timely matter, spring, summer, and fall. Spreading on frozen or snow-covered ground is limited to special DNR approval only. Find the attached instructions for use and data sheet for the product.

- a. The distributor shall spread product within 72 hours of delivery, weather and cropping conditions permitting.
- b. The Biosolids Facility shall provide a loader to load the trucks or spreaders and may provide a loader operator during normal business hours if there’s less than 15 minutes between loads.
- c. Although not mandatory, we encourage that all loads should be tarped or covered when leaving the facility. If complaints arise from the transporting, then the commission can require the loads be covered.
- d. The distributor may haul 24 hours per day and 7 days per week. Distributor shall get approval from Superintendent for desired hauling schedule. If odor complaints do arise, then the schedule may be altered to accommodate the residents. The equipment shall not go through the residential areas.
- e. Each truck shall be weighted using the truck scale at the Biosolids Facility, whenever the scale is not in use. The weights will be recorded on a log kept by the distributor.
- f. The distributor shall be responsible to “empty” (“empty” means less than 100 tons of product) the storage building each spring and again by December 1st, of each year. The annual estimated production is 9,500 wet tons of final product.
- g. Records shall be kept by the distributor to show the location of the land being used for the spreading of the product

Term of Contract: This contract has the option of being bid for two separate term lengths. The commission realizes that some parties have the necessary equipment already and may only be interested in a One-year agreement. Other parties may have to purchase the equipment and thus need a longer term to recover the costs. The distributor can bid one or both term lengths and the commission will decide which option benefits both parties involved.

1 – Year term, January 1st, 2023, to December 31st, 2023

The Commission agrees to pay the Distributor \$_____ per wet ton, to haul and spread the final product.

**WEST CENTRAL WISCONSIN BIOSOLIDS FACILITY
BIOSOLIDS DISTRIBUTION CONTRACT**

Termination or failure to complete contract: In the event of unsatisfactory work on the part of the distributor or commission, as judged by the commission or distributor, written notice will be given five days before termination. Planning and scheduling are needed to get the building empty in the spring and fall. The commission realizes that this is a difficult requirement, however, mandatory.

If the product is not spread within 72 hours of piling on the field, the commission reserves the right to hire an applicator to spread the product and back charge the distributor the actual costs.

Insurance: The distributor shall provide a certificate of liability insurance and comply with all local, state and federal regulations.

Acceptance: The commission reserves the right to reject any or all bids, which they feel are not in the best interests of the member and non-member communities.

Invoicing: Total tons hauled from the facility should be invoiced in both the spring and fall, with the final annual total submitted before December 15th of each year. This is to be sent to:

West Central Wisconsin Biosolids Facility
677 Bio Ave.
Ellsworth WI 54011

In witness, whereof, the parties hereto have signed this agreement.

West Central Wisconsin Biosolids Facility:

Gary Newton, Commission President

Date

Greg Engeset, Commissioner

Date

Distributor, name and address:

Rohl Custom Harvesting.
W7266 County Road V
Ellsworth WI 54011

Patrick Rohl,

Date

Jeff Plummer

Date



MEMORANDUM

To: Commissioners

From: Randy Lindquist,

Date: 7-8-2022

Title: Item 9 Mondovi Contract extension

We have received a request from the City of Mondovi to extend our agreement 1 year as they are building a new facility and do not wish to enter into a 15 year agreement

See letter below,



City of MONDOVI

156 S. Franklin St., Mondovi, WI 54755

Tel. 715-926-3866

July 6, 2022

West Central Wisconsin Biosolids Facility
677 Bio Avenue
Ellsworth, WI 54011

Dear Commission Representatives,

The ten (10) year agreement by and between the West Central Biosolids Facility Commission ("Commission") and the City of Mondovi ("City") expires this month. The City appreciates the partnership with the Commission and seeks to continue our working relationship. As many of you know, the City is undergoing construction of a new wastewater treatment plant that, once complete, will dramatically alter our need for acceptance and processing of wastewater sludge. The under-construction project is scheduled to be brought online early next year with volume of matter sent to the plant steadily increasing into early summer. If all goes well, by May/June of 2023 the City will no longer require the transportation, treatment, disposal, or recycling of biosolids derived from its wastewater sludge.

I understand the Commission requires all new agreements to be 15-year terms, however, given the City's circumstances I am requesting a variance of a one (1) year extension of our agreement scheduled to expire July 17, 2022. This one-year extension would allow the City the time to get our new plant online while continuing our relationship with the Commission. Furthermore, despite our new plant coming online next year, our old plant will not be decommissioned for at least a couple more years and the City would be willing to continue working with the Commission following the one-year extension on an "on call or as needed" for any biosolids produced by the old plant.

I humbly request consideration for the City's request of a one (1) year extension and I am available for questions or comments. Thank you in advance for your consideration.

Respectfully,

Garrett Martin
City Administrator



MEMORANDUM

To: Commissioners

From: Randy Lindquist,

Date: 7-15-2022

Title: Item 10 Remote meetings

Kip Peters, Hudson, has requested that we discuss having all meetings be available remotely.

This stems from the June 30th meeting not being available online.



MEMORANDUM

To: Commissioners

From: Randy Lindquist,

Date: 7-15-2022

Title: Item 11 River Falls Non -Renewal

We have received a letter from the city of River Falls informing us that do not wish to renew their long-term agreement with the West Central Wisconsin Biosolids Facility. They are going to pursue their own biosolids drying facility instead. They will remain a member of the facility until December 31st, 2025. See letter below.



West Central Wisconsin Biosolids Facility
677 E Bio Avenue
Ellsworth, WI 54011

June 21, 2022

Dear Governing Board,

The City of River Falls will pursue development of our own biosolids drying facility and therefore will not obligate ourselves to a contract extension with the WCWBF beyond December 31, 2025.

The City is proud of our role in establishing the WCWBF and is appreciative of the collaborative partnership(s) that we have experienced through this venture. The City is hopeful that we can find new opportunities to collaborate in the years ahead as we develop our own facility. For example, we may find that consideration of a mutual aid agreement for sharing of facility capacities during emergency situations could be of benefit to us both.

Thank you.

A handwritten signature in black ink, appearing to read 'Scot Simpson', with a long horizontal flourish extending to the right.

Scot Simpson
City Administrator
City of River Falls