



COMMISSION MEETING
677 Bio Avenue Ellsworth, WI 54011
January 20th 2022 8:30 a.m.

Available online at
<https://global.gotomeeting.com/join/799350573>

You can also dial in using your phone.
(For supported devices, tap a one-touch number below to join instantly.)

United States: +1 (872) 240-3311
- One-touch: tel:+18722403311,,799350573#
Access Code: 799-350-573

Roll call.

CONSENT AGENDA:

1. Approval of bills.
2. Approval of December 16th Minutes

FINANCIAL REPORTS:

3. Approval of the December financial reports.

FACILITIES REPORT:

4. Facility report

OLD BUSINESS

5. Receiving station update
6. New operator position

New Business

7. By-Law Review / Amend project approval
8. Village of Cadott biosolids treatment and hauling.

MISCELLANEOUS:

9. Communications and future agenda items.

ADJOURNMENT:

10. Adjournment.

Randy Lindquist.
Superintendent



MEMORANDUM

To: Commissioners

From: Randy Lindquist,

Date: 01/07/2022

Title: Approval of Bills from 12/11/2021 to 1/7/2022

Total of Bills paid	\$153,398.75
Total Payroll	<u>\$ 21,099.21</u>
Total Payments	\$174,497.96

1 OPERATING CHECKING

Accounting Checks

Posted From: 12/11/2021 From Account:
 Thru: Thru Account:

Check Nbr	Check Date	Payee	Amount
ETF	12/22/2021	EMPLOYEE TRUST FUNDS	2,349.04
		Manual Check	
IRS	12/22/2021	IRS - 941 V PAYMENT	3,967.19
		Manual Check	
XCEL	12/22/2021	XCEL ENERGY	5,655.93
		Manual Check	
15546	12/21/2021	WRWA	100.00
		WCWBF Coulson Training	
15547	12/22/2021	ALCIVIA	292.43
15548	12/22/2021	BALDWIN SUPPLY COMPANY	208.35
		Roller	
15549	12/22/2021	CITY OF RIVER FALLS	445.53
		Travel Center	
15550	12/22/2021	COMMERCIAL TESTING LABORATORY, INC.	599.50
		CUST #82800	
15551	12/22/2021	GRAYMONT (WI) LLC	4,265.88
15552	12/22/2021	HAWKINS, INC.	6,678.76
15553	12/22/2021	McCoy Construction and Forestry	113.22
15554	12/22/2021	PIERCE COUNTY SOLID WASTE DEPT	28.00
15555	12/22/2021	PAULS INDUSTRIAL GARAGE INC	73.50
		ACCT#114609	
15556	12/22/2021	ROHL CUSTOM HARVESTING LLC	31,031.00
15557	12/22/2021	SECURIAN FINANCIAL GROUP INC	227.93
		POLICY#002832L	
15558	12/22/2021	TOWN & COUNTRY ENGINEERING INC	2,349.75
		WC17	
15559	12/22/2021	VERIZON WIRELESS	55.60
		ACCT#687095931-00001	
15566	12/31/2021	PORCUPINE ENTERPRIZES LLC	63,252.60
		AMERY	
15567	1/06/2022	CARD MEMBER SERVICES	629.88
15567	1/06/2021	CARD MEMBER SERVICES	-629.88
		Manual Check	

1 OPERATING CHECKING

Accounting Checks

Posted From: 12/11/2021

From Account:

Thru:

Thru Account:

Check Nbr	Check Date	Payee	Amount
15568	1/06/2022	COORDINATED BUSINESS SYSTEMS	45.36
15569	1/06/2022	Core & Main LP	3,553.15
		Previous Year Expense	
15570	1/06/2022	GRAYMONT (WI) LLC	8,528.32
		Previous Year Expense	
15571	1/06/2022	HUEBSCH	439.02
		Previous Year Expense	
		ACCT#60595	
15572	1/06/2022	POWERPLAN OIB	114.57
		Previous Year Expense	
		ACCT#885024198	
15573	1/06/2022	SECURIAN FINANCIAL GROUP INC 2-2022	48.24
15574	1/06/2022	Waltz Ace Hardware	60.16
		Previous Year Expense	
15575	1/06/2022	WRWA	330.00
15576	1/06/2022	WE ENERGIES	712.90
		Previous Year Expense	
		ACCT#3643-488-772	
15577	1/06/2022	WORKHORSE SOFTWARE Workhorse	3,200.00
15578	12/31/2021	CARD MEMBER SERVICES	629.88
WI457	12/22/2021	Empower Retirement Deffered comp Manual Check	850.00
		12-20-21 Payroll	
WIDOR	12/22/2021	WI DEPT REVENUE W/H TAX Manual Check	826.71
MEDICA	12/22/2021	MEDICA Manual Check	5,816.18
		1-2021	
MEDICA	12/28/2021	MEDICA Manual Check	5,816.18
		1-2021	
BANKFEE	12/31/2021	CCF Bank Manual Check	3.00
		bank fee	
AT&TPHONE	12/22/2021	AT&T Phone Manual Check	203.05
HEALTHPART	12/22/2021	HEALTH PARTNERS Manual Check	347.60
		ACCT #24378	
AT&TINTERNET	12/28/2021	AT&T Internet Manual Check	180.22
		ACCT#715 273-6461 441 3	
Grand Total			153,398.75

1/07/2022

9:47 AM

Reprint Check Register - Quick Report - ALL

Page: 3
ACCT

1 OPERATING CHECKING

Accounting Checks

Posted From: 12/11/2021
Thru:

From Account:
Thru Account:

Amount

Total Expenditure from Fund # 100 - OPERATING FUND

153,398.75

Total Expenditure from all Funds

153,398.75

West Central Wisconsin Biosolids Facility

Commission meeting

December 16th 2021

Board Member Present: Gary Newton, Greg Engeset, John Bond, Steve Skinner

Absent: Kevin Westhuis,

Others: Matt Holmen, Jeremy Wood

Meeting was called to order by Gary Newton at 8:30 am.

Consent Agenda:

- 1) Motion was made to approve November bills totaling \$140,323.53. M/S John/Greg
- 2) Motion was made to approve November 18th and December 1st meeting minutes. M/S John/Steve

Facilities Report:

Randy had sludge/Centrate tank hatch covers repaired by Chuck's Welding repair. Chuck was able to fix covers. Product has been hauled out for the season. Bio-set repairs won't be completed this year. Conveyor had a few bearings replaced. Tanner is in training and is working well. He is able to do start up on his own now.

Old business:

Randy gave an update on the tank level project. He gave an overview of the proposal outlined in the agenda packet. Motion was made and approved to perform tank sensor level work as presented in proposal. M/S Greg/John

Receiving station engineering update is that Town & Country engineering has transferred work over to Donohue Engineering. Eric with Donohue Engineering is wanting to come to January meeting. Eric is looking to get input on how the board would like to proceed moving forward with the project.

New Business:

Election of officers for 2022 is Gary Newton (President), Greg Engeset (Treasurer), Kevin Westhuis (Secretary), John Bond (Board member), Steve Skinner (Board Member).

Motion was made to approve Downsville Sanitary District signed contract. M/S Greg/Steve

Motion was made to approve Scada computers and software updating as presented in proposal. M/S Greg/John

Randy had been approached by Weight Rite Scales about purchasing an in stock scale they have on hand. After discussion about purchasing now or later. Board decided to wait and purchase when receiving station upgrade project starts.

Randy asked the board to think about future plant operations. Randy and Mark will be able to retire in the near future. Randy said he would like to retire within 10 years. Mark has expressed retiring around 4 to 5-year range. Board may want to think about hiring and training a fourth operator in the near future to help address future staffing for impending staff retirements. Randy will put together a memo and put on next month's agenda.

There was discussion about having a Biosolids Christmas party.

Miscellaneous:

Randy stated that it may be a good idea to look through the Biosolids bylaws and start updating as needed. Randy will put together a memo and put on next month's agenda.

Adjournment:

Meeting was adjourned at 10:00am M/S Gary/Steve



MEMORANDUM

To: Commissioners

From: Randy Lindquist,

Date: 01/07/2022

Title: Financial Report

Bank balance as of 1/7/2022 \$2,377,998.71

For December 2021 we billed out \$205,151.54 for services

Operational costs	\$74,872.12
Maintenance cost	\$981.35
Administrative	\$5650.87
Transportation	\$63,252.60

This resulted in a \$4,363.60 surplus for the month.

Looking at our year end totals it would appear that we will have a surplus of approximately \$200,000.00 available to either send back to the Members and Non-Members or to put into savings for future projects, or a combination of both. As has been discussed in previous meetings we still have the Schwing Bioset project to pay for that was supposed to be installed in 2021 but will not be completed until spring of 2022 which will have a cost of about \$100,000.00 We will have a better idea of what we have once the official audit is completed and a cost per pound is calculated. There are still a few 2021 expenses coming in so these numbers will change.

1/07/2022

9:28 AM

Treasurer's Report
1 OPERATING CHECKING
12/11/2021 Thru: 1/07/2022

Page: 1
ACCT

12/10/2021 Balance: 2,336,086.71

Checks: -174,497.96

Receipts: 216,409.96

Other Cash Transactions: 0.00

1/07/2022 Balance: 2,377,998.71

West Cental Wisconsin Biosolids Facility

month # 12

Budget Statement

The period of December 1-31, 2021	Current Month December-21	Budgeted December-21	Variance	YTD actual 2021	YTD Budget 2021	Variance	Budget 2021	% of Budget
Revenues:								
Charges to member facilities	166,366.69	159,702.51	6,664.18	1,990,695.36	1,916,430.16	74,265.20	\$ 1,916,430.16	104%
Charges to non-member facilities	38,784.85	44,071.00	(5,286.15)	541,328.15	528,852.05	12,476.10	\$ 528,852.05	102%
Other processing revenues		0.00	0.00	0.00	0.00	0.00	\$ -	
Total charges for services	205,151.54	203,773.52	1,378.02	2,532,023.51	2,445,282.21	86,741.30	\$ 2,445,282.21	
Total Revenues:	205,151.54	203,773.52	1,378.02	2,532,023.51	2,445,282.21	86,741.30	\$ 2,445,282.21	104%

Expenditures:**Operating expenses:**

Salaries & wages	51110	15,981.43	13,105.81	2,875.62	155,422.68	157,269.74	(1,847.06)	\$ 157,269.74	99%
FICA/medicare	51121	1,222.57	1,002.59	219.98	12,722.75	12,031.14	691.61	\$ 12,031.14	106%
Retirement	51122	1,078.74	884.64	194.10	11,226.00	10,615.71	610.29	\$ 10,615.71	106%
Health insurance	51131	11,979.96	7,700.00	4,279.96	97,996.71	92,400.00	5,596.71	\$ 92,400.00	106%
Life insurance	51132	227.93	166.67	61.26	2,252.86	2,000.00	252.86	\$ 2,000.00	113%
Heath Savings Account	51133	0.00	750.00	(750.00)	10,000.00	9,000.00	1,000.00	\$ 9,000.00	111%
Telephone	51210	438.87	583.33	(144.46)	4,918.83	7,000.00	(2,081.17)	\$ 7,000.00	70%
Water and Sewer service	51220	0.00	583.33	(583.33)	4,537.11	7,000.00	(2,462.89)	\$ 7,000.00	65%
Electricity	51230	5,655.93	5,416.67	239.26	64,424.54	65,000.00	(575.46)	\$ 65,000.00	99%
Natural gas	51240	712.90	833.33	(120.43)	4,088.99	10,000.00	(5,911.01)	\$ 10,000.00	41%
Training	51250	230.00	250.00	(20.00)	1,508.63	3,000.00	(1,491.37)	\$ 3,000.00	50%
Lawn care	51260	0.00	83.33	(83.33)	420.00	1,000.00	(580.00)	\$ 1,000.00	42%
Sludge conditioning chem	51310	11,768.12	14,583.33	(2,815.21)	164,920.77	175,000.00	(10,079.23)	\$ 175,000.00	94%
Hot dust/ quick lime	51320	17,273.53	14,583.33	2,690.20	147,323.67	175,000.00	(27,676.33)	\$ 175,000.00	84%
Sulfamic Acid	51340	0.00	833.33	(833.33)	7,902.50	10,000.00	(2,097.50)	\$ 10,000.00	79%
Lab supplies	51410	0.00	416.67	(416.67)	3,451.26	5,000.00	(1,548.74)	\$ 5,000.00	69%
Outside lab testing	51420	599.50	416.67	182.83	3,693.75	5,000.00	(1,306.25)	\$ 5,000.00	74%
Misc general expenses	51425	731.45	1,250.00	(518.55)	16,049.49	15,000.00	1,049.49	\$ 15,000.00	107%
Boot allowance	51426	0.00	25.00	(25.00)	200.00	300.00	(100.00)	\$ 300.00	67%
Engineering	51427	0.00	2,500.00	(2,500.00)	0.00	30,000.00	(30,000.00)	\$ 30,000.00	0%
Fuel for equipment	51510	292.43	250.00	42.43	3,075.47	3,000.00	75.47	\$ 3,000.00	103%

West Cental Wisconsin Biosolids Facility

month # 12

Budget Statement

The period of December 1-31, 2021		Current Month	Budgeted		YTD actual	YTD Budget		Budget	% of Budget
		December-21	December-21	Variance	2021	2021	Variance	2021	
Contingency	51620	0.00	2,500.00	(2,500.00)	0.00	30,000.00	(30,000.00)	\$ 30,000.00	0%
Centrate treatment & Hau	51621	0.00	500.00	(500.00)	7,799.11	6,000.00	1,799.11	\$ 6,000.00	130%
Centrate Transportation		0.00	1,000.00	(1,000.00)	9,778.10	12,000.00	(2,221.90)	\$ 12,000.00	81%
Phosphorus chemicals	51710	6,678.76	5,416.67	1,262.09	81,979.67	65,000.00	16,979.67	\$ 65,000.00	126%
Property & liability insuranc	51810	0.00	1,250.00	(1,250.00)	12,612.75	15,000.00	(2,387.25)	\$ 15,000.00	84%
Workers compensation	51820	0.00	833.33	(833.33)	2,165.75	10,000.00	(7,834.25)	\$ 10,000.00	22%
PiLT	51825	0.00	3,964.39	(3,964.39)	47,572.62	47,572.63	(0.01)	\$ 47,572.63	100%
Environmental fees	51850	0.00	31.67	(31.67)	380.00	380.00	0.00	\$ 380.00	100%
Odor control chemicals	51990	0.00	4,583.33	(4,583.33)	50,948.56	55,000.00	(4,051.44)	\$ 55,000.00	93%
Total Operating Expenses		74,872.12	86,297.43	(11,425.31)	929,372.57	1,035,569.21	(106,196.64)	\$ 1,035,569.21	90%

Maintenance expenses:

Structures & improvemen	52110	659.75	3,333.33	(2,673.58)	57,530.67	40,000.00	17,530.67	\$ 40,000.00	144%
Safety training & supplies	52116	0.00	416.67	(416.67)	2,473.83	5,000.00	(2,526.17)	\$ 5,000.00	49%
HVAC	52120	0.00	833.33	(833.33)	4,757.04	10,000.00	(5,242.96)	\$ 10,000.00	48%
Dewatering equipment	52210	0.00	833.33	(833.33)	26,138.19	10,000.00	16,138.19	\$ 10,000.00	261%
Sludge cake mixer	52220	0.00	7,500.00	(7,500.00)	23,969.43	90,000.00	(66,030.57)	\$ 90,000.00	27%
Receiving station equipme	52230	0.00	41.67	(41.67)	1,331.74	500.00	831.74	\$ 500.00	266%
Conveying equipment	52240	208.38	41.67	166.71	1,098.09	500.00	598.09	\$ 500.00	220%
Loader	52250	113.22	41.67	71.55	1,423.70	500.00	923.70	\$ 500.00	285%
Pickup truck	52255	0.00	83.33	(83.33)	41.42	1,000.00	(958.58)	\$ 1,000.00	4%
Scale	52260	0.00	416.67	(416.67)	988.50	5,000.00	(4,011.50)	\$ 5,000.00	20%
Sludge & centrate tanks	52270	0.00	208.33	(208.33)	5,131.59	2,500.00	2,631.59	\$ 2,500.00	205%
Sludge Feed pumps	52280	0.00	2,083.33	(2,083.33)	7,560.00	25,000.00	(17,440.00)	\$ 25,000.00	30%
Odor Control Equipment	52300	0.00	4,166.67	(4,166.67)	25,533.15	50,000.00	(24,466.85)	\$ 50,000.00	51%
Silos	52400	0.00	166.67	(166.67)	2,002.09	2,000.00	2.09	\$ 2,000.00	100%
Maintenance office equipr	52810	0.00	83.33	(83.33)	0.00	1,000.00	(1,000.00)	\$ 1,000.00	0%
Projects	52910	0.00	12,500.00	(12,500.00)	0.00	150,000.00	(150,000.00)	\$ 150,000.00	0%
Maintenance other equipr	52990	0.00	416.67	(416.67)	4,555.96	5,000.00	(444.04)	\$ 5,000.00	91%
Total Maintenance Expenses		981.35	33,166.67	(32,185.32)	164,535.40	398,000.00	(233,464.60)	\$ 398,000.00	41%

West Cental Wisconsin Biosolids Facility

month # 12

Budget Statement

The period of December 1-31, 2021	Current Month December-21	Budgeted December-21	Variance	YTD actual 2021	YTD Budget 2021	Variance	Budget 2021	% of Budget
Transfer from Replacement Fund	-	(12,500.00)	12,500.00	-	(150,000.00)		\$ (150,000.00)	
Transportation								
Members	54100	49,441.69	44,587.50	4,854.19	587,758.96	535,050.00	52,708.96	\$ 535,050.00 110%
Non-members	54100	13,810.91	15,129.00	(1,318.09)	168,966.44	181,548.00	(12,581.56)	\$ 181,548.00 93%
Total transportation expenses		63,252.60	59,716.50	3,536.10	756,725.40	716,598.00	40,127.40	\$ 716,598.00 106%
Total Revenue		205,151.54	203,773.52	1,378.02	2,532,023.51	2,445,282.21	86,741.30	\$ 2,445,282.21 104%
Total Expenses		200,787.94	203,773.52	(2,985.58)	2,309,371.18	2,445,282.21	(135,911.03)	\$ 2,445,282.21 94%
Net operating income		4,363.60	0.00	4,363.60	222,652.33	0.00	222,652.33	



MEMORANDUM

To: Commissioners

From: Randy Lindquist,

Date: 01/07/2022

Title: Facility Report

1. Our operational reports indicate that we processed, 21,882,950 gallons of solids in 2021. That is 2,456,598 more than what was hauled in. This extra liquid is made up of a combination of wash water used in centrifuges and everyday cleaning, bad centrate pumped over for tank cleaning, and the pumped centrate used to rinse out trailers after each load.
2. Operational issues this month:
 - a. with some of the thicker solids we have experienced some challenges with dewatering. We have been had to slow the feed pumps down so that we do not overload the Centrisys and Bioset. We have also had to reduce operating pressure in the centrifuge to produce a better quality centrate. By doing this we did have wetter cake, which didn't stack very well. If we continue to see higher solids, we may have to re-evaluate how the centrifuges are set up. There are internal changes that can be made with the dams to help us, but this may cause more issues on days the solids are not so high. Will continue to monitor.
3. Project updates:
 - a. Schwing Bioset Mixer is still in production. Should be done before spring
 - b. SCADA Computer replacement: Quote was signed and returned to Energenecs, no estimated completions date yet. Work is being scheduled.
 - c. Level Sensors: Quotes were signed and returned to Energenecs and B&B Electric to start the work. No estimated completion date given. Work is being scheduled.

Operations Monthly Report														
December 2021														
	Feed Sludge Solids Avg	Feed Sludge pH Avg	Polymer Feed Pump No.1 Flow Total	Polymer Feed Pump No.2 Flow Total	To Centrisys Centrifuge Average Flow Rate	To Centrisys Centrifuge Flow Total	Centrisys Feed Solids	Centrisys Cake Sludge Avg	Centrisys Polymer	Centrisys Solids Production	End Product Solids	2 HR pH	24 HR pH	
Date	%	SU	KGal	KGal	GPM	KGal	DT/HR	%	lb/DT	Wet Ton/HR	%	SU	SU	
Minimum	1.78	5.75	0	1	126	20	0.66	19.03	18.00	3.18	29.61	12.21	0.00	
Maximum	3.22	6.68	5	7	188	101	1.33	22.73	26.60	6.33	37.04	12.50	12.39	
Total			22	58		1,789								
Average	2.44	6.24	3	4	169	78	1.03	20.76	22.30	4.98	34.45	12.33	11.77	

For December 2021

Member Gallons 1,220,470
 Non-Member Gallons 314,449
 Total Gallons 1,534,919

Member Truckloads 167
 Non-Member Truckloads 45
 Total Truckloads 212

Member Pounds 281,485
 Non-Member Pounds 51,395
 Total Pounds 332,880

5 Year history

	2017	2018	2019	2020	2021	2021 %
Member Loads	2,042	2,045	2,349	2,308	2,161	78.93%
Non Member Loads	599	628	631	573	577	21.07%
Total Loads	2,641	2,673	2,980	2,881	2,738	100%
Member Pounds	3,210,018	3,310,369	3,327,802	3,356,926	3,362,397	81.34%
Non Member Pounds	681,627	705,105	722,459	767,602	771,478	18.66%
Total Pounds	3,891,645	4,015,474	4,050,261	4,124,528	4,133,875	100%
Member Gallons	14,437,831	14,599,144	14,689,705	15,870,117	15,493,806	79.8%
Non Memnber Gallons	4,122,093	4,329,111	3,919,174	3,838,196	3,932,546	20.2%
Total Gallons	18,559,924	18,928,255	18,608,879	19,708,313	19,426,352	100%

**WEST CENTRAL WISCONSIN BIOSOLIDS
MEMBER AND NON-MEMBER SUMMARY
BIOSOLIDS HAULING - 12 MONTH SUMMARY**

GALLONS SUMMARY	<u>January,2021</u>	<u>February</u>	<u>March</u>	<u>April</u>	<u>May</u>	<u>June</u>	<u>July</u>	<u>August</u>	<u>September</u>	<u>October</u>	<u>November</u>	<u>December,2021</u>	<u>Total</u>	<u>% Mem</u>
MEMBER TOTAL	1,410,869	1,228,902	1,439,834	1,283,676	1,470,674	1,462,985	1,083,246	1,339,127	1,089,874	1,207,695	1,256,454	1,220,470	15,493,806	79.76
NON-MEMBER TOTAL	290,401	273,869	314,960	298,944	389,287	357,573	332,803	342,025	324,460	327,026	366,749	314,449	3,932,546	20.24
FACILITY TOTAL	1,701,270	1,502,771	1,754,794	1,582,620	1,859,961	1,820,558	1,416,049	1,681,152	1,414,334	1,534,721	1,623,203	1,534,919	19,426,352	100.00

TRUCKLOAD SUMMARY	<u>January,2021</u>	<u>February</u>	<u>March</u>	<u>April</u>	<u>May</u>	<u>June</u>	<u>July</u>	<u>August</u>	<u>September</u>	<u>October</u>	<u>November</u>	<u>December,2021</u>	<u>Total</u>	<u>% Mem</u>
MEMBER TOTAL	191	171	228	204	204	201	149	178	142	159	167	167	2,161	78.93
NON-MEMBER TOTAL	42	40	51	47	57	54	48	48	45	47	53	45	577	21.07
FACILITY TOTAL	233	211	279	251	261	255	197	226	187	206	220	212	2,738	100.00

% SOLIDS SUMMARY	<u>January,2021</u>	<u>February</u>	<u>March</u>	<u>April</u>	<u>May</u>	<u>June</u>	<u>July</u>	<u>August</u>	<u>September</u>	<u>October</u>	<u>November</u>	<u>December,2021</u>	<u>Total</u>
MEMBER TOTAL	2.85	2.85	2.83	2.72	2.66	2.58	2.89	2.45	2.25	2.47	2.68	2.70	2.66
NON-MEMBER TOTAL	1.97	2.20	2.06	2.29	2.35	2.28	2.34	1.79	1.93	2.06	1.94	1.80	2.08
FACILITY TOTAL	2.41	2.52	2.45	2.50	2.50	2.43	2.61	2.12	2.09	2.27	2.31	2.25	2.37

POUNDS SUMMARY	<u>January,2021</u>	<u>February</u>	<u>March</u>	<u>April</u>	<u>May</u>	<u>June</u>	<u>July</u>	<u>August</u>	<u>September</u>	<u>October</u>	<u>November</u>	<u>December,2021</u>	<u>Total</u>	<u>% Mem</u>
MEMBER TOTAL	325,225	295,225	358,308	305,729	321,478	317,556	253,785	236,498	185,281	226,778	255,303	281,485	3,362,650	81.34
NON-MEMBER TOTAL	57,681	57,671	63,020	60,862	83,139	75,042	72,380	62,778	57,844	66,033	63,633	51,395	771,478	18.66
FACILITY TOTAL	382,906	352,896	421,328	366,592	404,616	392,597	326,164	299,277	243,125	292,811	318,936	332,880	4,134,128	100.00

**WEST CENTRAL WISCONSIN BIOSOLIDS
MEMBER AND NON-MEMBER SUMMARY
BIOSOLIDS HAULING - GALLONS**

MEMBERS	January,2021	February	March	April	May	June	July	August	September	October	November	December,2021	Total	% Mem	% Total
Amery	92,526	92,152	110,244	118,804	135,879	114,228	44,918	77,304	47,160	70,556	61,947	77,721	1,043,439	6.73	5.37
Baldwin	51,665	72,256	66,824	60,734	91,446	45,217	68,420	76,107	60,776	40,170	67,940	66,169	767,724	4.96	3.95
Ellsworth	84,717	88,737	90,506	61,153	67,983	121,048	70,093	77,223	62,597	76,781	106,458	60,787	968,083	6.25	4.98
Hudson	227,455	175,064	241,845	225,506	321,267	269,040	233,042	363,740	225,950	207,766	230,638	285,222	3,006,535	19.40	15.48
N. Richmond	390,316	249,905	264,750	209,080	198,450	191,499	148,579	219,895	175,078	260,049	229,157	189,097	2,725,855	17.59	14.03
Osceola	121,151	118,689	129,440	100,904	118,169	142,273	102,977	136,664	129,891	122,219	130,900	98,113	1,451,390	9.37	7.47
Prescott	61,625	53,535	95,268	101,173	122,215	127,370	91,494	52,759	30,663	30,400	44,721	45,164	856,387	5.53	4.41
River Falls	198,471	187,502	213,214	236,611	218,126	216,514	138,026	145,710	194,250	215,034	233,364	193,867	2,390,689	15.43	12.31
Roberts	15,087	15,488	60,694	26,321	14,934	22,151	13,830	13,916	15,291	30,086	13,269	29,476	270,543	1.75	1.39
Somerset	136,591	144,202	132,501	117,432	154,380	174,840	145,715	144,950	124,500	131,003	130,158	150,949	1,687,221	10.89	8.69
Spring Valley	31,265	31,372	34,548	25,958	27,825	38,805	26,152	30,859	23,718	23,631	7,902	23,905	325,940	2.10	1.68
Total - Members	1,410,869	1,228,902	1,439,834	1,283,676	1,470,674	1,462,985	1,083,246	1,339,127	1,089,874	1,207,695	1,256,454	1,220,470	15,493,806	100.00	79.76

NON-MEMBERS	January,2021	February	March	April	May	June	July	August	September	October	November	December,2021	Total	% Non-Mem	% Total
Eleva Strum				15,751	31,378	30,964	39,082	31,003	31,450	31,054	31,466	7,835	249,983	6.36	1.29
Plum City	23,003	15,537	18,570	23,050	15,339	21,193	23,027	15,425	23,361	15,461	15,265	23,237	232,468	5.91	1.20
Hammond	26,943	27,235	32,242	23,797	42,247	34,484	26,564	28,553	36,831	29,702	36,610	21,212	366,420	9.32	1.89
Travel Center of A	7,698	7,598	6,122	12,182	7,887	7,624	7,813	15,770	7,813	15,474	7,923	15,775	119,679	3.04	0.62
Mondovi	60,284	60,906	53,043	46,464	59,238	59,942	66,627	69,290	69,905	60,200	67,111	68,823	741,833	18.86	3.82
Pepin	59,385	44,850	57,617	63,756	60,806	65,836	60,706	70,071	62,492	62,307	69,166	68,822	745,814	18.97	3.84
Mazeppa					37,055						35,475		72,530	1.84	0.37
West Concord	12,721	12,524	12,026	11,452	18,788	5,437	5,923	6,489		6,503	6,110	6,125	104,098	2.65	0.54
Downsville				5,703	7,236	13,018	6,175		6,501	2,860			41,493	1.06	0.21
Lake City	100,367	105,219	135,340	96,789	109,313	119,075	96,886	105,424	86,107	103,465	97,623	102,620	1,258,228	32.00	6.48
Total - Non-Members	290,401	273,869	314,960	298,944	389,287	357,573	332,803	342,025	324,460	327,026	366,749	314,449	3,932,546	100.00	20.24

Total - GALLONS	1,701,270	1,502,771	1,754,794	1,582,620	1,859,961	1,820,558	1,416,049	1,681,152	1,414,334	1,534,721	1,623,203	1,534,919	19,426,352		100.00
------------------------	------------------	------------------	------------------	------------------	------------------	------------------	------------------	------------------	------------------	------------------	------------------	------------------	-------------------	--	---------------

**WEST CENTRAL WISCONSIN BIOSOLIDS
MEMBER AND NON-MEMBER SUMMARY
BIOSOLIDS HAULING - NUMBER OF LOADS**

MEMBERS	<u>January,2021</u>	<u>February</u>	<u>March</u>	<u>April</u>	<u>May</u>	<u>June</u>	<u>July</u>	<u>August</u>	<u>September</u>	<u>October</u>	<u>November</u>	<u>December,2021</u>	<u>Total</u>	<u>% Mem</u>	<u>% Total</u>
Amery	12	12	17	18	18	15	6	10	6	9	8	10	141	6.52	5.15
Baldwin	7	10	10	10	13	6	9	10	8	6	9	9	107	4.95	3.91
Ellsworth	11	12	12	8	9	16	9	10	8	10	14	8	127	5.88	4.64
Hudson	37	33	46	42	51	42	35	51	31	29	32	43	472	21.84	17.24
N. Richmond	50	32	42	33	26	26	19	28	22	33	30	26	367	16.98	13.40
Osceola	16	16	20	16	16	19	14	18	17	16	17	13	198	9.16	7.23
Prescott	8	7	14	14	16	17	13	7	4	4	6	6	116	5.37	4.24
River Falls	26	24	33	37	29	29	19	19	25	28	31	25	325	15.04	11.87
Roberts	2	2	9	4	2	3	2	2	2	4	2	4	38	1.76	1.39
Somerset	18	19	20	18	20	23	19	19	16	17	17	20	226	10.46	8.25
Spring Valley	4	4	5	4	4	5	4	4	3	3	1	3	44	2.04	1.61
Total - Members	191	171	228	204	204	201	149	178	142	159	167	167	2,161	100.00	78.93

NON-MEMBERS	<u>January,2021</u>	<u>February</u>	<u>March</u>	<u>April</u>	<u>May</u>	<u>June</u>	<u>July</u>	<u>August</u>	<u>September</u>	<u>October</u>	<u>November</u>	<u>December,2021</u>	<u>Total</u>	<u>% Non-Mem</u>	<u>% Total</u>
Eleva Strum				2	4	4	5	4	4	4	4	1	32	5.55	1.17
Plum City	3	2	3	3	2	3	3	2	3	2	2	3	31	5.37	1.13
Hammond	4	4	5	4	6	5	4	4	5	4	5	3	53	9.19	1.94
Travel Center of A	1	1	1	2	1	1	1	2	1	2	1	2	16	2.77	0.58
Mondovi	8	8	9	8	8	9	9	9	9	8	9	9	103	17.85	3.76
Pepin	8	6	9	9	8	9	8	9	8	8	9	9	100	17.33	3.65
Mazeppa					6						6		12	2.08	0.44
West Concord	2	2	2	2	3	1	1	1		1	1	1	17	2.95	0.62
Downsville				1	1	2	1		1	1			7	1.21	0.26
Lake City	16	17	22	16	18	20	16	17	14	17	16	17	206	35.70	7.52
Total - Non-Members	42	40	51	47	57	54	48	48	45	47	53	45	577	100.00	21.07

Total - TRUCKLOADS	233	211	279	251	261	255	197	226	187	206	220	212	2,738		100.00
---------------------------	------------	------------	------------	------------	------------	------------	------------	------------	------------	------------	------------	------------	--------------	--	---------------

**WEST CENTRAL WISCONSIN BIOSOLIDS
MEMBER AND NON-MEMBER SUMMARY
BIOSOLIDS HAULING - AVERAGE SOLIDS CONCENTRATION**

MEMBERS	<u>January,2021</u>	<u>February</u>	<u>March</u>	<u>April</u>	<u>May</u>	<u>June</u>	<u>July</u>	<u>August</u>	<u>September</u>	<u>October</u>	<u>November</u>	<u>December,2021</u>	<u>Total</u>
Amery	3.12	3.25	3.15	3.13	2.88	2.81	3.73	2.36	1.69	3.18	2.87	2.24	2.87
Baldwin	2.43	2.67	2.45	2.69	2.77	2.75	2.75	2.77	2.87	3.14	2.72	2.59	2.72
Ellsworth	2.22	1.92	2.86	2.58	2.69	1.72	2.39	1.82	1.54	2.18	1.99	1.81	2.14
Hudson	3.09	3.55	3.85	3.94	2.67	2.93	3.33	0.93	0.93	1.29	0.96	1.93	2.45
N. Richmond	2.74	3.16	2.87	2.92	2.99	3.50	3.55	2.95	2.28	2.07	3.49	4.30	3.07
Osceola	1.59	1.76	1.83	1.86	2.27	2.19	2.23	2.08	1.79	1.89	2.01	1.77	1.94
Prescott	4.35	3.76	2.75	1.41	1.90	1.25	1.63	2.66	3.61	2.85	3.72	4.53	2.87
River Falls	3.57	3.59	3.45	3.35	2.94	3.32	3.61	3.48	3.14	3.18	3.25	3.43	3.36
Roberts	4.28	4.23	3.45	4.14	4.24	4.18	4.11	3.89	3.76	4.11	4.85	4.43	4.14
Somerset	1.38	1.53	1.89	1.45	1.43	1.36	1.28	1.19	1.03	1.16	1.25	1.30	1.36
Spring Valley	2.55	1.88	2.53	2.38	2.47	2.40	3.20	2.83	2.13	2.19	2.30	1.36	2.35
Total - Members	2.85	2.85	2.83	2.72	2.66	2.58	2.89	2.45	2.25	2.47	2.68	2.70	2.66

NON-MEMBERS	<u>January,2021</u>	<u>February</u>	<u>March</u>	<u>April</u>	<u>May</u>	<u>June</u>	<u>July</u>	<u>August</u>	<u>September</u>	<u>October</u>	<u>November</u>	<u>December,2021</u>	<u>Total</u>
Eleva Strum				3.77	2.64	3.24	2.42	2.59	2.69	1.99	0.83	0.75	2.32
Plum City	1.38	1.59	1.70	1.58	2.61	1.35	1.53	1.40	1.07	1.31	1.22	1.15	1.49
Hammond	1.39	1.21	1.30	1.59	1.15	1.54	1.59	1.71	2.05	2.09	1.92	1.78	1.61
Travel Center of A	1.03	1.19	0.49	0.93	0.99	0.65	1.13	0.49	0.17	0.55	0.36	0.54	0.71
Mondovi	2.19	1.99	2.71	3.03	3.48	3.03	2.87	1.28	1.59	2.57	1.78	1.52	2.34
Pepin	1.81	2.55	1.57	1.57	1.80	1.41	1.69	1.36	0.87	0.82	0.84	0.63	1.41
Mazeppa					2.87						2.28		2.57
West Concord	2.69	3.63	3.77	3.56	2.47	4.81	3.95	2.05		1.29	4.66	4.58	3.41
Downsville				1.67	2.98	1.32	2.26		3.52	3.97			2.62
Lake City	3.27	3.24	2.90	2.95	2.48	3.21	3.59	3.46	3.50	3.94	3.59	3.44	3.30
Total - Non-Members	1.97	2.20	2.06	2.29	2.35	2.28	2.34	1.79	1.93	2.06	1.94	1.80	2.08

Total - % SOLIDS	2.41	2.52	2.45	2.50	2.50	2.43	2.61	2.12	2.09	2.27	2.31	2.25	2.37
-------------------------	-------------	-------------	-------------	-------------	-------------	-------------	-------------	-------------	-------------	-------------	-------------	-------------	-------------

WEST CENTRAL WISCONSIN BIOSOLIDS MEMBER AND NON-MEMBER SUMMARY BIOSOLIDS HAULING - POUNDS SOLIDS

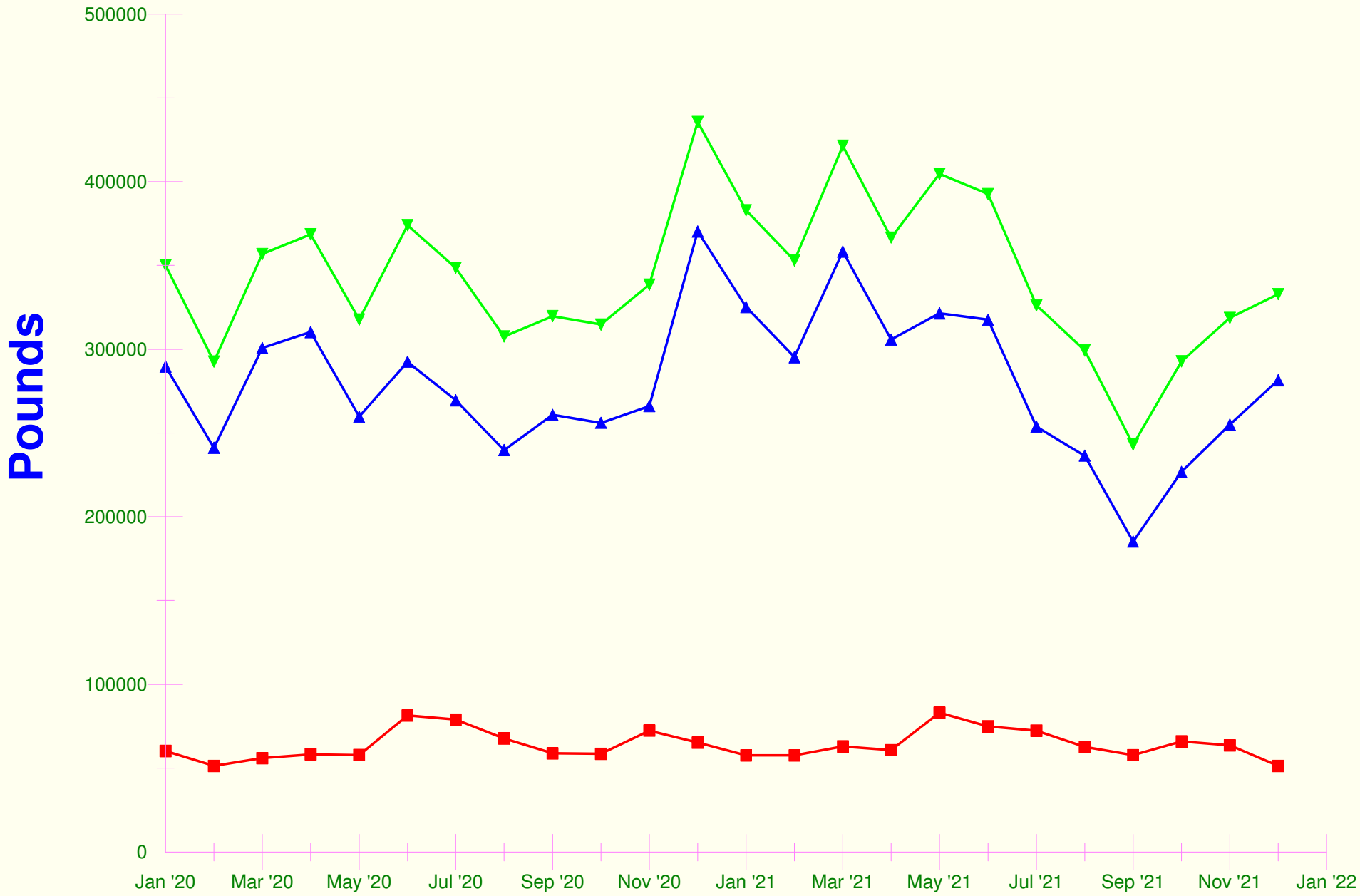
MEMBERS	<u>January,2021</u>	<u>February</u>	<u>March</u>	<u>April</u>	<u>May</u>	<u>June</u>	<u>July</u>	<u>August</u>	<u>September</u>	<u>October</u>	<u>November</u>	<u>December,2021</u>	<u>Total</u>	<u>% Mem</u>	<u>% Total</u>
Amery	24,563	25,237	29,039	31,038	33,362	27,118	13,992	16,236	9,055	19,121	16,080	14,730	259,571	7.72	6.28
Baldwin	10,409	16,128	13,700	13,631	21,123	10,698	15,560	17,445	14,593	10,469	14,369	14,691	172,814	5.14	4.18
Ellsworth	15,801	14,514	21,745	13,245	15,467	17,093	13,954	12,171	8,234	14,407	19,782	10,052	176,464	5.25	4.27
Hudson	58,447	52,412	77,533	74,392	68,985	65,435	66,080	32,509	20,020	24,476	19,638	55,490	615,417	18.30	14.89
N. Richmond	89,408	66,567	66,861	49,128	50,402	58,677	44,004	53,474	32,116	46,589	65,885	68,331	691,441	20.56	16.73
Osceola	16,215	17,217	19,451	15,845	22,784	27,120	18,890	23,523	20,901	20,142	21,386	14,865	238,338	7.09	5.77
Prescott	22,580	16,837	22,531	13,002	20,311	15,575	13,041	12,209	9,256	7,247	14,490	17,427	184,505	5.49	4.46
River Falls	59,484	56,395	61,366	66,153	59,248	59,880	41,340	42,270	50,765	56,939	62,819	55,298	671,958	19.98	16.25
Roberts	5,388	5,465	17,365	9,138	5,287	7,729	4,741	4,521	4,797	10,319	5,593	10,894	91,237	2.71	2.21
Somerset	16,210	18,787	21,414	14,949	18,733	20,456	15,500	14,599	11,308	12,752	13,745	16,425	194,879	5.80	4.71
Spring Valley	6,720	5,667	7,303	5,210	5,776	7,775	6,684	7,541	4,234	4,318	1,516	3,283	66,028	1.96	1.60
Total - Members	325,225	295,225	358,308	305,729	321,478	317,556	253,785	236,498	185,281	226,778	255,303	281,485	3,362,650	100.00	81.34

NON-MEMBERS	<u>January,2021</u>	<u>February</u>	<u>March</u>	<u>April</u>	<u>May</u>	<u>June</u>	<u>July</u>	<u>August</u>	<u>September</u>	<u>October</u>	<u>November</u>	<u>December,2021</u>	<u>Total</u>	<u>% Non-Mem</u>	<u>% Total</u>
Eleva Strum				4,959	6,902	8,372	7,906	6,805	7,075	5,346	2,273	490	50,128	6.50	1.21
Plum City	3,083	2,060	2,650	3,046	3,344	2,516	2,948	1,800	2,153	1,695	1,562	2,237	29,096	3.77	0.70
Hammond	3,149	2,804	3,682	3,188	5,200	4,467	3,556	4,127	6,314	5,196	5,856	3,147	50,688	6.57	1.23
Travel Center of A	661	754	250	962	651	413	736	695	111	725	238	711	6,907	0.90	0.17
Mondovi	11,144	10,128	11,490	11,520	17,422	15,069	16,070	9,202	11,129	12,936	10,341	9,168	145,619	18.88	3.52
Pepin	9,227	9,642	7,883	8,773	9,511	8,571	8,916	8,622	4,008	4,374	5,027	4,005	88,559	11.48	2.14
Mazeppa					9,201						6,663		15,864	2.06	0.38
West Concord	2,860	3,792	3,788	3,418	3,901	2,181	1,951	1,109		700	2,375	2,340	28,415	3.68	0.69
Downsville				794	1,798	1,412	1,164		1,908	947			8,024	1.04	0.19
Lake City	27,556	28,490	33,277	24,200	25,207	32,042	29,132	30,417	25,146	34,115	29,299	29,297	348,179	45.13	8.42
Total - Non-Members	57,681	57,671	63,020	60,862	83,139	75,042	72,380	62,778	57,844	66,033	63,633	51,395	771,478	100.00	18.66

Total - POUNDS	382,906	352,896	421,328	366,592	404,616	392,597	326,164	299,277	243,125	292,811	318,936	332,880	4,134,128		100.00
-----------------------	----------------	----------------	----------------	----------------	----------------	----------------	----------------	----------------	----------------	----------------	----------------	----------------	------------------	--	---------------

POUNDS

▲ Total Member Biosolids (Mo Tot) ■ Total Non-Member Biosolids (Mo Tot) ▼ Total Biosolids (Mo Tot)

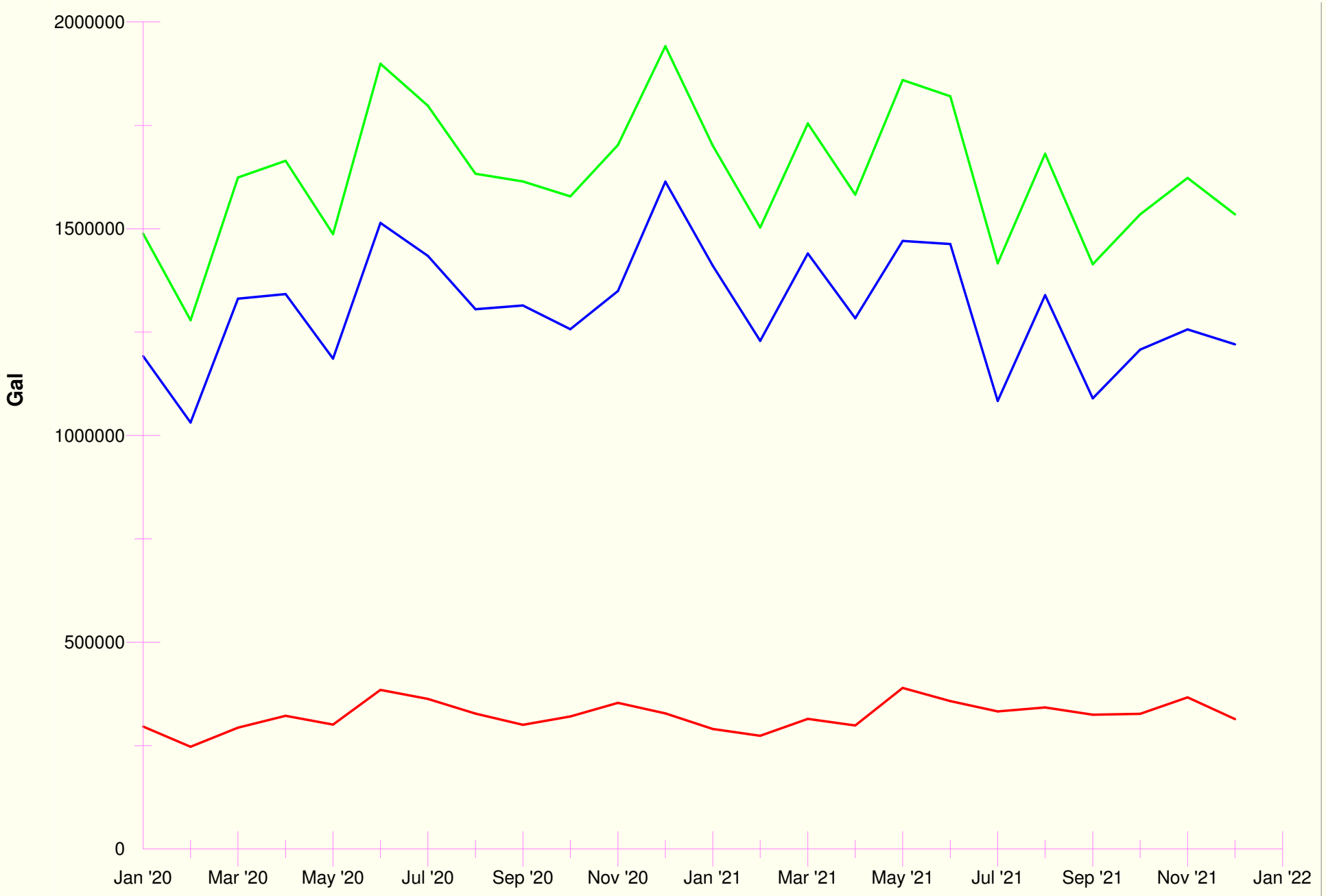


Date (01/01/2020 to 12/31/2021)

*WIMS (WCW Biosolids)
24 month pounds*

Gallons

■ Total Member Volume (Mo Tot) ■ Total Non-Member Volume (Mo Tot) ■ Total Volume (Mo Tot)



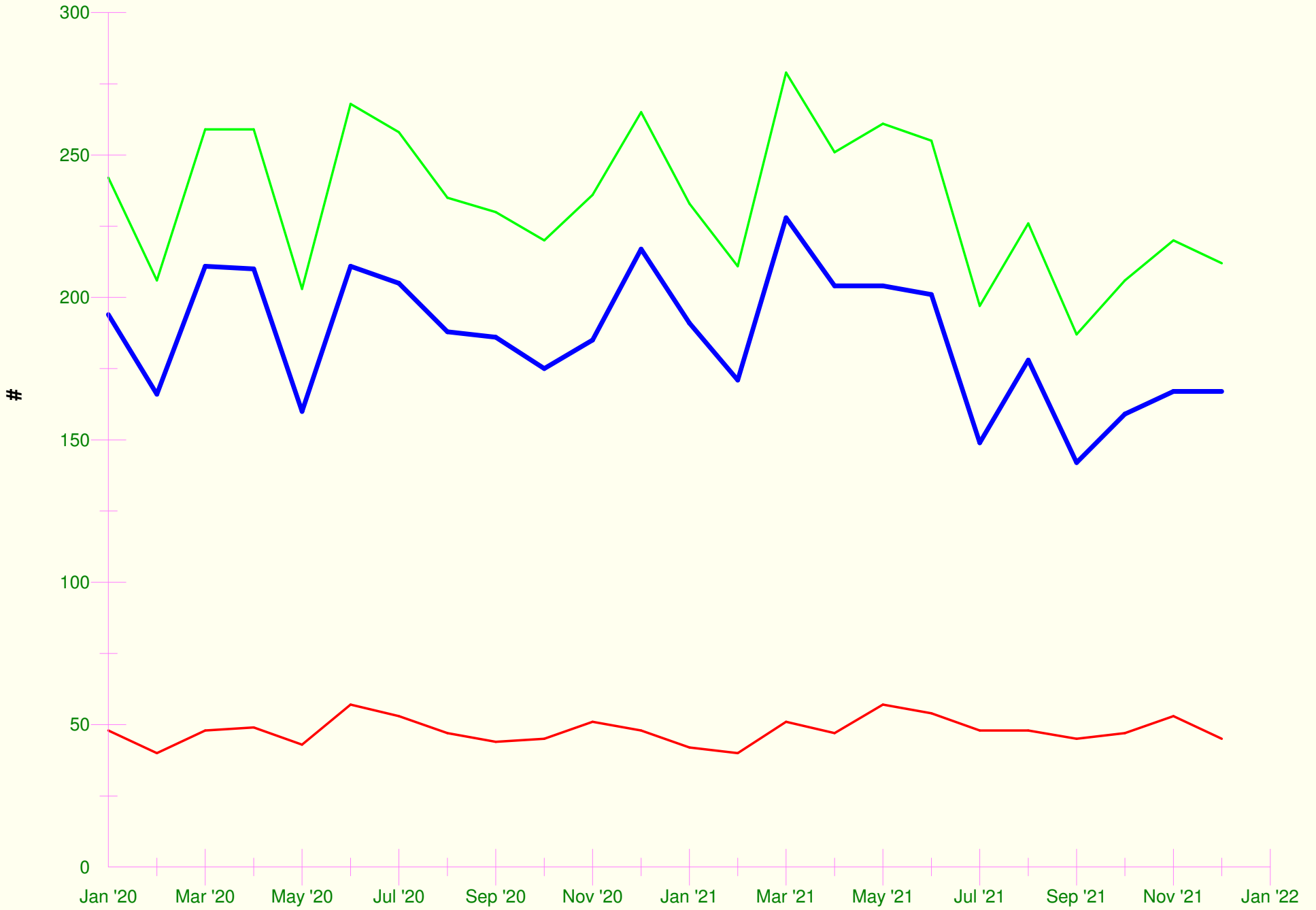
Date (01/01/2020 to 12/31/2021)

Truckloads

Total Member Loads (Mo Tot)

Total Non-Member Loads (Mo Tot)

Total Loads (Mo Tot)



Date (01/01/2020 to 12/31/2021)

WIMS (WCW Biosolids)
Total Truckloads



MEMORANDUM

Item 7

To: Commissioners

From: Randy Lindquist,

Date: 01/07/2021

Title: By law review / amend

Over the years we have had issues come up that the by-laws do not address or they have been interpreted in different ways. The by-laws may also be in contradiction with the original user agreements.

The bylaws were last updated in 2006, and the only change at that time was to allow notices to be emailed instead of mailed.

I would agree with our Attorney, Richard Heineman, A full review of our bylaws should be done. He has advised me that this project shouldn't take more than a few hours of time at a cost between \$1,500 and \$2,000 to complete. Depending on how many changes there are.