
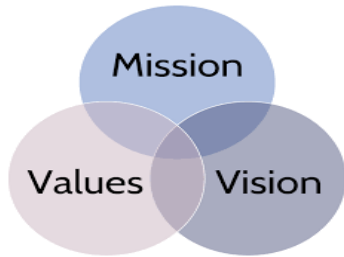


Scioto County Health Department  
2022 Annual Statistical Report  
Presented to the Scioto County Township  
Trustees - March 1, 2023  
Scioto County Courthouse - Law Library Room 306



Scioto County Health Department 612 6th  
St, Suite D  
(740) 355-8358  
[www.Sciotocountyhealth.com](http://www.Sciotocountyhealth.com)  
[schd@sciotocounty.net](mailto:schd@sciotocounty.net)



**MISSION:** To improve the quality of life and health for all residents of Scioto County by increasing access to healthcare, public awareness of healthy living, and disease prevention, leading to better living conditions and health environment for all community members.

**VISION:** A strong community in which residents are supported by the Scioto County Health Department and other community agencies in achieving optimal health and wellness, participating in disease prevention and activities, maintaining a clean and healthy environment, and improving quality of life across the community.

**VALUES:** Professionalism, Respect and Concern, Excellent Service, Communication, Honesty, and Collaboration



Submitted for Accreditation



2022 Fair Booth



2022 Narcan Training Abby Spears PCHD

## Board of Health Members

**Laura Miller** - President Term Expires 2026

**Christy Sherman** - Pro -Temp Term Expires 2025

**Sean Sturgill** - Board Member Term Expires 2024

**Dr.Arron Adams** - Board Member Term Expires 2027

**\*Vacant Board Member position**

## Scioto County Tire Cleanup Days - 2022

Next to Northwest Water, McDermott

123 Smith St., McDermott

**May 6<sup>th</sup> and 7<sup>th</sup> (Friday and Saturday)**

Location: Between Northwest Water and Rush Township Trustee Hall

Hours: 8:30am – 4:30pm

Ohio Law prohibits anyone from hauling scrap tires in excess of 10 at a time without a hauling license. This is a felony!



This event is for Scioto County residents. No businesses.

Questions call Scioto County Health Department

Garet Bennett, R.S. – 740-355-8358

Funding provided through Ohio EPA



## 2022 Grant Information

Grants	Total Amounts	*Notes
COVID Grants CO21 & VE21	\$ 206,672.00	No more will be offered
State Subsidy	\$ 10,206.71	
RADX - Ohio State Univiserty	\$ 57,408.51	
WPCLF	\$ 59,267.51	Pass-through
EPA H2Ohio	\$ 120,280.00	Pass-through
Mosquito Program Grant	\$ 22,020.00	
MAC Time Sruudy	\$ 104,486.59	Reimbursement from time worked
<b>Total</b>	<b>\$ 580,341.32</b>	

## 2022 Vital Statistics Report

2022 Vital Statics	2021	2022
Number of Deaths Recorded	433	398
Number of Birth* recorded	2	2
Number of Deaths Certificates issued	1424	1506
Number of Birth Certiticates issued	608	662
Vital Statistics Revenue	\$ 63,755.00	\$ 54,716.00
Remittances to State Health Dept	\$ 25,785.00	\$ 30,621.22

Births and deaths are recorded by our Registrar. Birth certificates can be issued for any person born in Ohio. Death certificates are available.

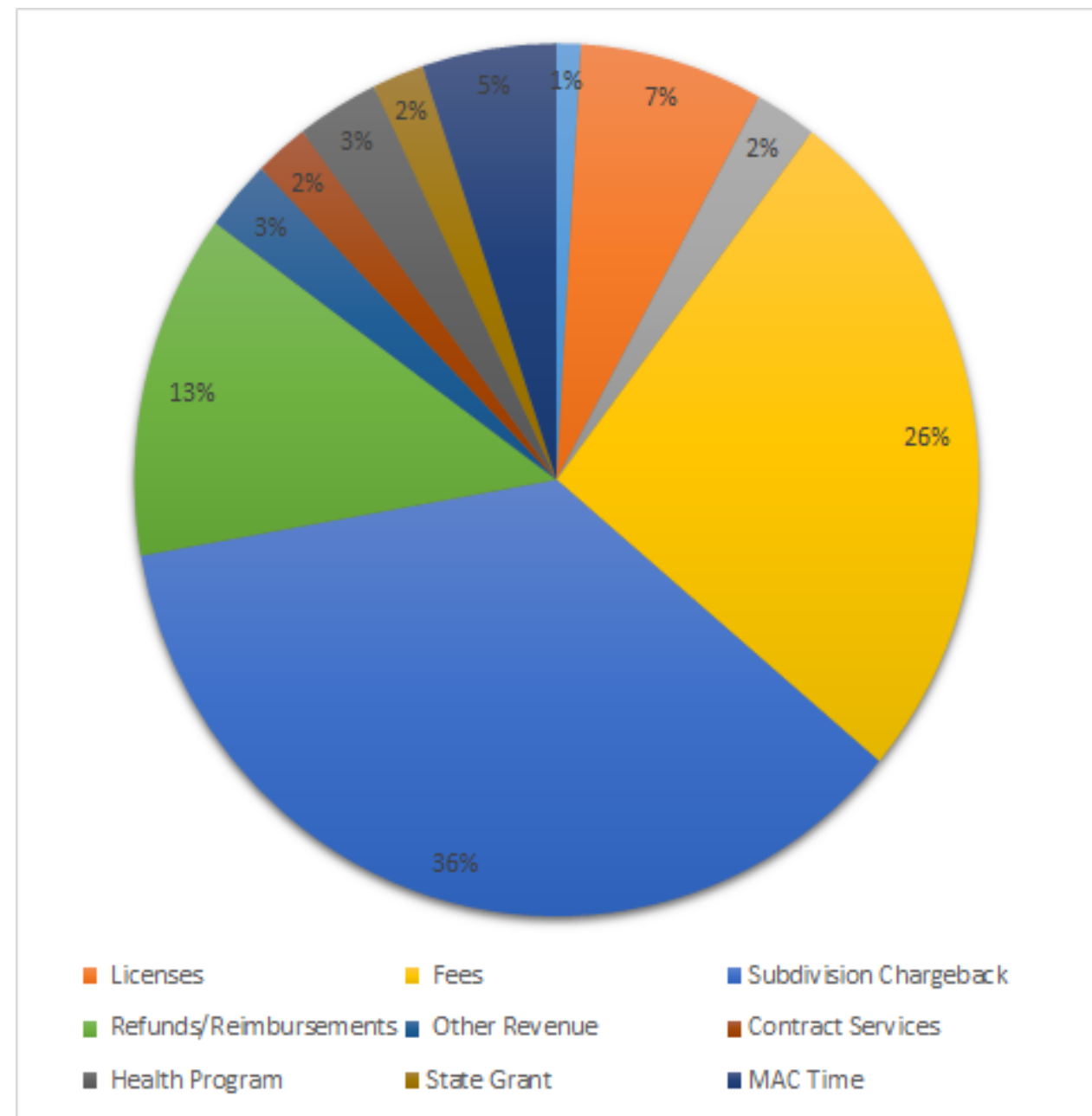
Only for persons who died in Scioto County, not inside Portsmouth City Limits.

Births represent total births to Scioto County residents. Deaths represent total deaths that occurred in Scioto County.

\*Data available as of report publication.

## 2022 Revenue Report

All Funds



# 2022 Environmental Report

## ANIMAL EXPOSURES (RABIES CONTROL)

	2022		2021		2020	
Type	# reported	# investigated	# reported	# investigated	# reported	# investigated
Bats	-	-	2	2	1	1
Cats	34	34	45	43	43	43
Dogs	100	100	116	102	94	94
Other Pets	-	-				
Raccoons	1	1	1	1		
Livestock	-	-		1	1	1
Skunks	-	-				
Total Incidents	135	135	149	149	139	139

## CONDEMNATIONS

	2022	2021	2020
No septic system/No water	-	1	5
Unfit for human habitation	5	4	11
TOTAL	5	5	16

## STATE MANATED PROGRAMS

	2022		2021		2020	
Type	Total # of Places	# of Inspections	Total # of Places	# of Inspections	Total # of Places	# of Inspections
Recreational Vehicle Parks	1	1	5	5	4	4
Combined Park/Camps	6	8	2	2	2	2
Resident & Day Camps	3	3	-	-	-	-
Public Swimming Pools & Spas	17	48	17	28	17	25
Body Art	3	6	3	12	-	-

## 2022 Environmental Review

- There were no testing in 2022 for Water, Food, or BOD/SS.
- PUBLIC HEALTH NUISANCES for 2022  
Total Inspections: 2022 - 131
- Private Water Systems: 2022
  - 0 Permits issued
  - 0 Systems completed
  - 0 Variances





## FOOD PROTECTION

	<u>2022</u>	<u>2022</u>	<u>2021</u>	<u>2021</u>	<u>2020</u>	<u>2020</u>
Type	Total # Licensed	# of Inspections	Total # Licensed	# of Inspections	Total # Licensed	# of Inspections
Food Service Operations/Retail Food Establishments	212	545	204	534	207	541
Vending Machine Locations	3	5	12	12	11	11
Temporary Operations	15	15	10	10	3	3
Mobile Food Operations	31	31	32	32	17	17
<b>TOTAL:</b>	<b>261</b>	<b>596</b>	<b>258</b>	<b>588</b>	<b>238</b>	<b>572</b>

\*These totals do not include follow up inspections, complaints, and mobile food truck festivals.

**December 21, 2022 - 10:00am**

612 6th St., Suite D

- Portsmouth, OH 45662 Public Hearing - 2023 Retail Food Program Fees. As required by the Ohio Administrative Code Rule 3701-21-02.2 (A) the Scioto County Health Department has conducted the annual cost methodology of the Retail Food Program. License Fees in all Risk Levels and Temporary License Fees are proposed for increases.

**August 11, 2022 - 10:00am**

612 6th St. Suite D

- Portsmouth, Oh 45662 Public Hearing - Public Swimming Pool Fees. In order to update the Public Swimming Pool License Fees and Categories. Updates were made in accordance with OAC 3701-36-14 and ORC 3749.04.



## SEWAGE INSPECTIONS (BANK LOANS)

	2022	2021	2020
Total Number of Locations	5	10	10
Number of Inspections	5	10	13
Number Satisfactory or Corrected	5	5	8

## PRIVATE SEWAGE SYSTEMS:

	2022			2021			2020		
Permitted HSTS Type	# permits issued	# systems completed	# variances granted	# permits issued	# systems completed	# variances granted	# permits issued	# systems completed	# variances granted
New Installations	58	53	-	69	63	-	37	37	-
Alterations	1	1	-	1	1	-	-	-	-
Replacements	31	28	-	22	21	-	11	11	-
<b>TOTAL</b>	<b>90</b>	<b>82</b>	<b>-</b>	<b>92</b>	<b>77</b>	<b>-</b>	<b>48</b>	<b>48</b>	<b>-</b>



## SCIOTO RESIDENTIAL SERVICES – HOME SEPTIC INSPECTIONS

	<u>2022</u>	<u>2021</u>	<u>2020</u>
Total number of places	5	5	5
Total number of inspections	5	5	5



# 2022 Health Education & Promotion

## 2022 Review

- 20 Health Fairs and community events had SCHD info booths or presentations
- Increased our use of Facebook to get public health information out
- Continued community health worker grant from OSU with one staff to assist with education and outreach
- New grant through ODH for a 2nd community health worker – started in Fall 2022 with main focus on human trafficking awareness training and support to Children’s services

## 2022 Scioto County Fair - First Aid Clinic and Cooling Station

- We staffed first aid house/cooling station on weekdays (9 am – 4 pm) at 2022 Fair
- We served 25 clients needing first aid assistance. (Many others came in for cooling and cold water; we didn’t keep count of them.)



## 2022 Scioto County Fair Booth





# Public Health Nursing Report

## Immunizations

	2022	2021	2020	2019	2018	2017
<b>Mobile Immunization Clinics:</b>	<b>74</b>	<b>71</b>	<b>14</b>	<b>45</b>	<b>27</b>	<b>16</b>
<b>Grand Total Number of Immunizations:</b>	<b>3963</b>	<b>15877</b>	<b>1634</b>	<b>3766</b>	<b>4710</b>	<b>1601</b>
<b>Immunizations by Type:</b>						
COVID-19	2061	14602	325	---	---	---
Hep A	74	39	90	1463	1958	79
Hep A&B combination	16	9	10	146	771	44
Hep B	53	23	46	114	186	95
Influenza	945	855	824	1026	941	634
Tetanus/Tetanus+Pertussis	237	88	85	361	297	319
Meningococcal (MCV4 and Men B)	379	109	96	202	193	171
Pneumococcal (Pneumovax23, Prevnar13)	9	13	21	63	44	43
Monkeypox	23	--	--	--	--	--
Human Papilloma Virus (HPV)	11	26	16	94	74	54
Shingles	18	33	40	92	60	6
MMR	35	29	37	82	76	47
Varicella	34	35	33	56	60	47
MMR & Varicella combination	16	--	--	--	--	--
Typhoid	33	3	7	56	32	69
Yellow Fever	13	5	0	0	0	0
Other (includes Polio, Hib, Rotavirus)	6	8	7	11	18	2
<b>Immunizations by Program:</b>						
ODH Vaccines for Children (uninsured or medicaid children 0-18)	381	129	144	303	336	204
ODH 317 (uninsured adults, selected vaccines only)	213	190	155	1101	1127	87
ODH Pandemic (COVID & Monkeypox)	2084	14602	325	---	---	---
Privately purchased vaccines (insured or cash pay)	1285	956	1010	2362	3247	1310

### 2022 Vaccine Notes -

- COVID vaccine was our predominant vaccine activity in 2022 due to the pandemic. However, COVID vaccines in 2022 were down considerably from the numbers we had in 2021.
- We greatly increased the number of mobile clinics again this year, compared with pre-pandemic levels.
- We provided 74 mobile clinics in 2022 for COVID-19, flu, and required school vaccines. School-based vaccine clinics for required school vaccines was a new venture for us in 2022.
- Monkeypox vaccine was new this year, due to the outbreak.
- A large multi-state Hepatitis A outbreak greatly increased demand for Hep A vaccine in 2018 and 2019. 2017 vaccine numbers are baseline numbers.

### 2022 School Health and Support to School Nurses -

- In September 2022, we held our first school nurse meeting since before the pandemic. We hope to resume having 2 school nurse meetings annually.
- We facilitated training of school nurses in Narcan administration, and worked with schools to develop policies to keep Narcan on-site and train their staff to use it.
- We continued to assist schools with COVID-19 protocols and questions on cases, isolation and quarantine, masks, etc.
- We continued to assist schools with immunization questions and management of other disease cases.
- We provided 22 mobile immunization clinics in schools (for COVID, flu, and school-required vaccines).
- We provided prescriptions for epi-pens for schools that needed them.





# Infectious Diseases: Surveillance & Follow-up

## 2022 Disease Notes -

- The overwhelming majority (95.6%) of our reportable disease cases in 2022 were COVID-19 positives.
- Hospitalized flu cases increased significantly in 2022, due to large flu outbreak in Fall 2022. (We had 99 hospitalized flu cases in the 2022 calendar year, compared to only 8 in the 2021 calendar year.)
- We had a significant increase in Lyme disease cases in 2022.
- Numbers of other diseases didn't change much between 2021 and 2022.

## 2022 Child Fatality Review

- We reviewed 24 infant and child deaths in our county-wide meeting on December 2, 2022. This was the first meeting held since March 2020, due to the pandemic.
- The 24 cases reviewed included 1 from 2016, 10 from 2020, 9 from 2021, and 4 from 2022.
- An additional 12 cases were held over by the prosecutor, to be reviewed when investigations are complete. (2 from 2018, 1 from 2020, 3 from 2021, and 6 from 2022)
- Of the 24 cases reviewed in December 2022, 19 were infants. 10 of the 19 infant deaths were related to unsafe sleep conditions. Of those 10 infant sleep-related deaths, 8 or 9 were due to co-sleeping with adults in an adult bed or on a sofa.
- Due to the high number of sleep-related infant deaths in Scioto County, we are working on a new multi-agency community-wide program to educate the public about the dangers of co-sleeping with infants.

	2022	2021	2020	2019	2018	2017
<b>TOTAL New-Onset Disease Reports</b>	<b>10,079</b>	<b>7738</b>	<b>3842</b>	<b>628</b>	<b>621</b>	<b>473</b>
<b>COVID-19</b>	<b>9634</b>	<b>7430</b>	<b>3376</b>	---	---	---
<b>Bloodborne Diseases - Total</b>	<b>167</b>	<b>165</b>	<b>169</b>	<b>223</b>	<b>216</b>	<b>208</b>
Hepatitis C	102	104	117	161	185	171
Hepatitis B	61	55	50	60	23	34
Perinatal Hepatitis B (# children following)	0	0	0	0	1	0
Perinatal Hepatitis C (# children following)	0	1	1	1	2	0
HIV	4	5	1	1	5	2
<b>Sexually Transmitted Infections - Total</b>	<b>105</b>	<b>106</b>	<b>130</b>	<b>234</b>	<b>189</b>	<b>131</b>
Chlamydia	70	85	98	149	131	111
Gonorrhea	23	15	27	74	54	17
Syphilis	12	6	5	11	4	2
<b>Enteric Diseases (foodborne/waterborne) - Total</b>	<b>15</b>	<b>15</b>	<b>28</b>	<b>63</b>	<b>70</b>	<b>41</b>
Campylobacter	4	5	17	44	12	28
Cryptosporidium	2	1	0	3	5	2
Salmonella	9	3	5	7	4	4
Hepatitis A	0	0	0	2	43	4
Amebiasis	0	0	0	1	1	0
Brucellosis	0	1	0	1	0	0
Giardiasis	0	1	2	3	3	0
Listeriosis	0	0	1	1	0	0
Shiga-toxin-producing E coli	0	0	1	0	1	0
Shigella	0	1	1	0	1	3
Yersiniosis	0	3	1	1	0	0
<b>Tickborne Diseases - Total</b>	<b>42</b>	<b>31</b>	<b>39</b>	<b>26</b>	<b>27</b>	<b>33</b>
Rocky Mountain Spotted Fever	7	9	10	7	11	12
Lyme Disease	31	16	19	14	8	11
Ehrlichiosis	2	3	9	5	3	8
Anaplasmosis	2	3	1	0	4	2
Babesiosis	0	0	0	0	1	0
<b>Other Diseases - Total</b>	<b>116</b>	<b>21</b>	<b>100</b>	<b>82</b>	<b>119</b>	<b>60</b>
Hospitalized Influenza (by calendar year)	99	8	81	55	96	32
Invasive Streptococcus pneumoniae	4	6	12	6	7	12
Varicella (Chicken Pox)	1	1	1	6	2	5
Pertussis (Whooping Cough)	0	0	1	4	4	4
Asceptic (viral) meningitis	2	0	2	4	4	4
Bacterial meningitis (NOT N. meningitidis)	0	0	0	2	0	0
Legionella (Legionnaires' Disease)	1	0	0	0	3	1
Haemophilus influenza meningitis	2	2	1	4	2	1
Coccidioidomycosis	3	1	0	1	0	1
CP-CRE	4	1	2	0	1	---
Mumps	0	1	0	0	0	0
Typhus	0	1	0	0	0	0

# Children With Medical Handicaps Program (BCMh)

	2022	2021	2020	2019	2018	2017
<b>TOTAL Clients on BCMH Programs</b>	270	255	237	243	241	227
Total clients requiring follow-up (TRT/HMG/SVC/ACF/eligible DX no medicaid)	188	181	179	193	195	187
Total clients requiring follow-up who were contacted (or at least 3 contact attempts were made)*	188	107	161	193	195	185
Total clients needing visits (initial and/or annual)	169	107	161	193	195	185
Total number of visits done (home, clinic, community or phone, includes repeat visits as necessary)	90	67	131	193	151	131
Total clients needing visits who were visited (home, clinic, community or phone)	84	67	131	124	151	131
% of clients requiring follow-up who were visited (home, clinic, community or phone)	50%	63%	73%	64%	77%	70%

## 2022 BCMH Notes:

- We hired a new CMH nurse in February 2022. Prior to her hire, we had not had a CMH nurse since June 2021. It took several months to train the new staff person.
- Many CMH families went off the program during the pandemic. We worked hard in 2022 to contact them and get them back on the program.
- Many CMH families declined visits during the pandemic. We are working to get our visit numbers back up.
- \*CMH is a voluntary program. If parents do not respond after 3 contact attempts, we no longer pursue attempts to do client visits.

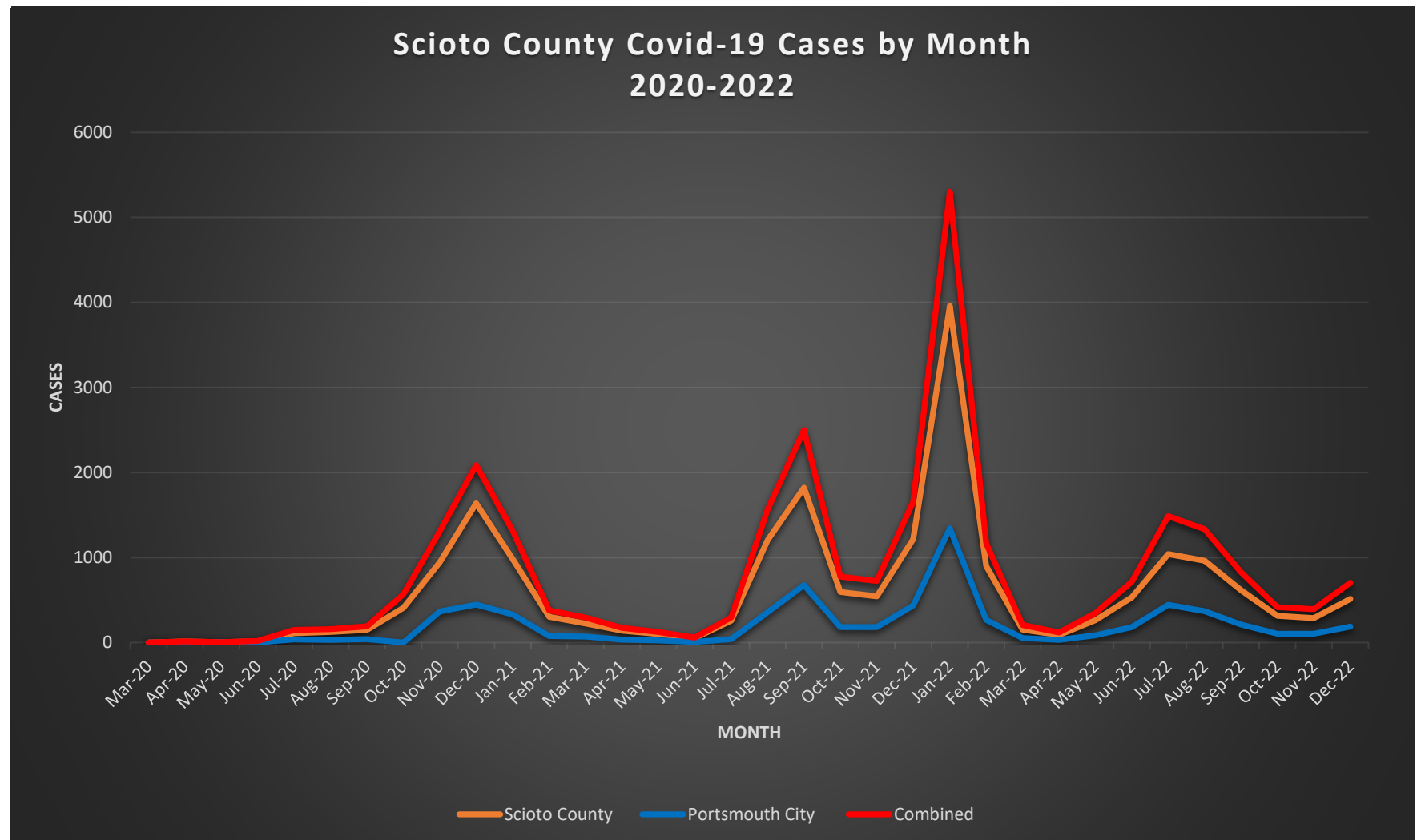
## 2022 Support to / Collaboration with Other Agencies

- Southern Ohio Medical Center – continued collaboration on COVID-19 vaccine effort.
- Shawnee State University
  - Clinical Precepting for Student Nurses: Cancelled in 2022 due to pandemic.
  - 2022 Nursing Program Advisory Committee meetings cancelled due to the pandemic.
  - We continued to collaborate with SSU on COVID-19 vaccine planning.
- Family and Children First Council – attended bi-monthly meetings; collaborate on case management on cases with medical issues
- Early Childhood Coordinating Committee – attended bi-monthly meetings; collaborate on programming such as community baby showers, Head Start resource fairs, etc.
- Head Start Advisory Board – 2022 meetings were canceled due to the pandemic
- Help Me Grow – cross-referrals
- Scioto County Children’s Services – They refer medically-fragile children to us for BCMH assistance; coordination of specialty care. Also assisted with issues regarding COVID cases and vaccinations.
- Nursing homes / long-term care facilities – COVID response assistance, COVID vaccinations, weekly check-ins re COVID, other Infectious disease assistance and follow-up.
- Portsmouth City Health Dept. – collaboration on many programs including COVID-19 response.
- Ohio Department of Health – on many programs, including COVID-19 response, influenza prevention and response, etc.

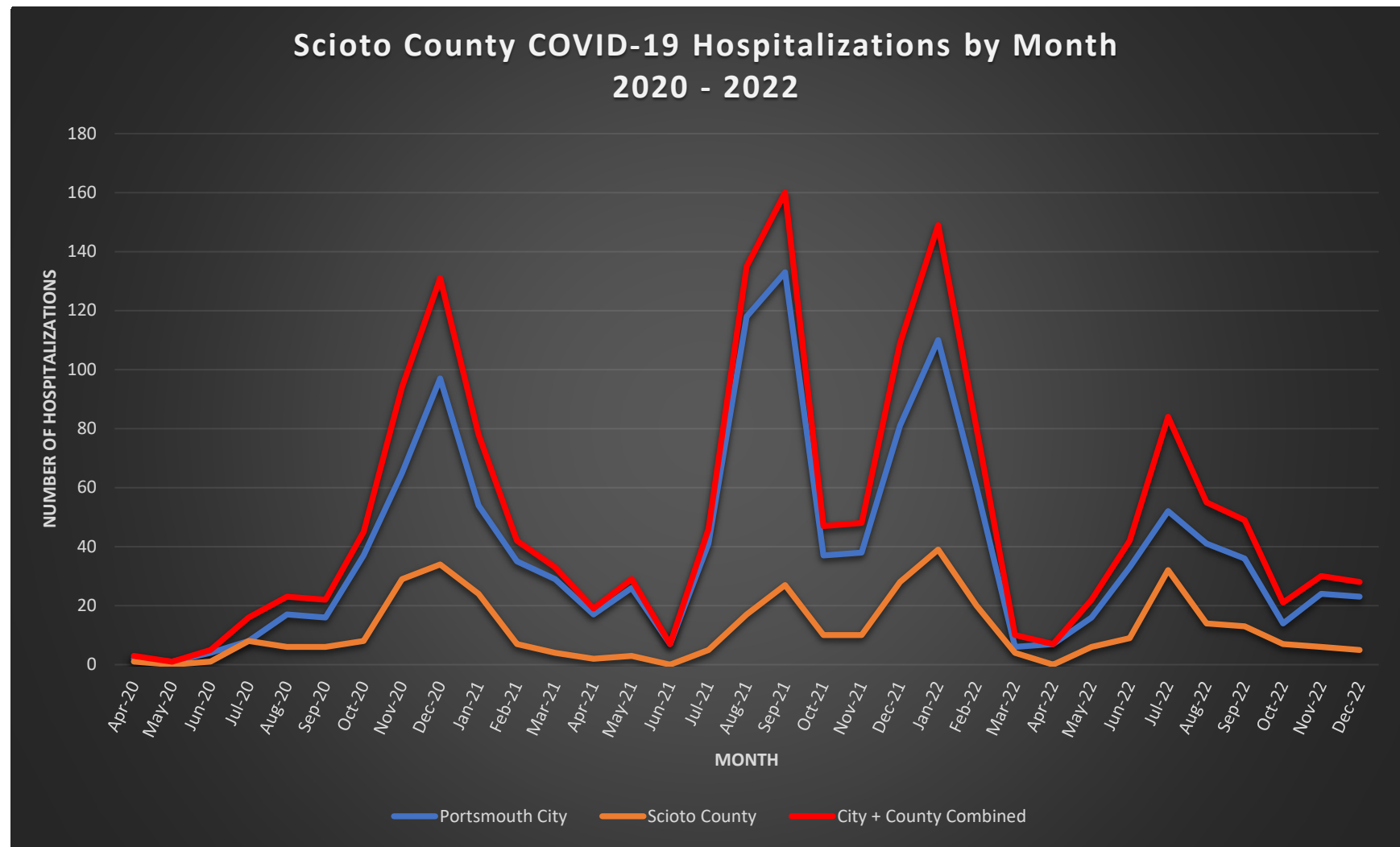


### COVID-19: 2022 NUMBERS AND CURRENT UPDATE

COVID CASES:	<u>2020</u>	<u>2021</u>	<u>2022</u>	<u>Total 2020-2022</u>
Scioto County (excluding City)	3408	7430	9634	20,472
Portsmouth City	901	2400	3382	6683
<b>TOTAL (Scioto County + Portsmouth City)</b>	<b>4309</b>	<b>9830</b>	<b>13,016</b>	<b>27,155</b>

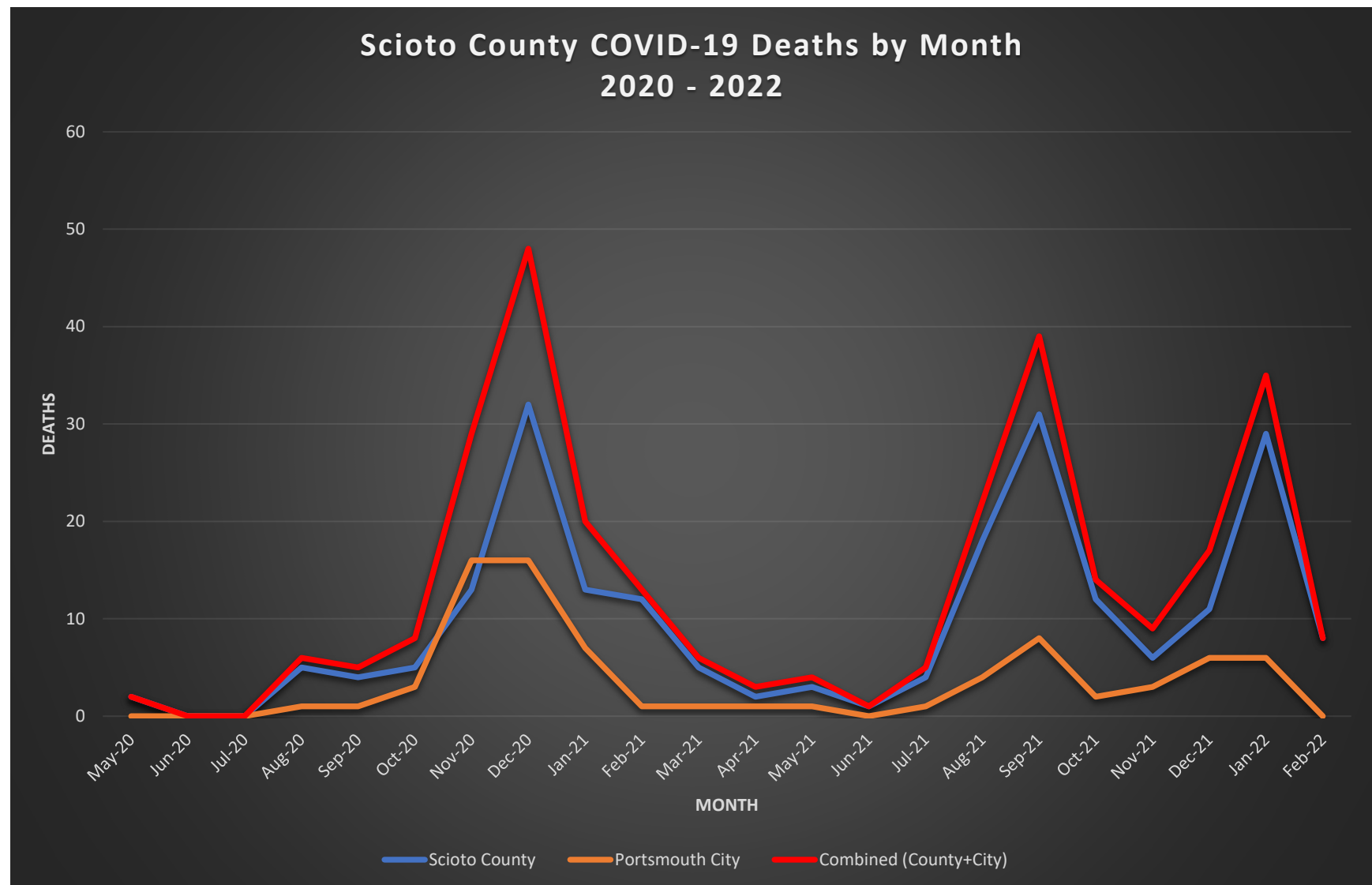


<b>COVID HOSPITALIZATIONS:</b>	<b><u>2020</u></b>	<b><u>2021</u></b>	<b><u>2022</u></b>	<b><u>Total 2020-2022</u></b>
Scioto County (excluding City)	247	616	442	1305
Portsmouth City	93	137	155	385
<b>TOTAL (Scioto County + Portsmouth City)</b>	<b>340</b>	<b>753</b>	<b>597</b>	<b>1690</b>





<b>COVID DEATHS:</b>	<b><u>2020</u></b>	<b><u>2021</u></b>	<b><u>2022</u></b>	<b><u>Total 2020-2022</u></b>
Scioto County (excluding City)	61	118	53	232
Portsmouth City	37	35	14	86
<b>TOTAL (Scioto County + Portsmouth City)</b>	<b>98</b>	<b>153</b>	<b>67</b>	<b>318</b>



## COVID-19 Vaccines Administered by Scioto County Health Dept. by year (2020 – 2022)

**TOTAL: 16,988**

<b>2020</b> (starting 12/18/20)	325
<b>2021</b>	14,602
<b>2022</b>	2,061

