


Profile of Livingston County



GENESEE/FINGER LAKES
Regional Planning Council

50 West Main Street ~ Suite 8107
Rochester, New York 14614
www.gflrpc.org
585.454.0190

Prepared for the Livingston County Planning Department

April 2004

Mission Statement

The Genesee/Finger Lakes Regional Planning Council (G/FLRPC) will identify, define, and inform its member counties of issues and opportunities critical to the physical, economic, and social health of the region. G/FLRPC provides forums for discussion, debate, and consensus building, and develops and implements a focused action plan with clearly defined outcomes, which include programs, personnel, and funding.

Introduction

A County Profile has been developed in conjunction with a Regional Atlas for the Genesee-Finger Lakes Region. Included in this profile of Livingston County is data collected from a number of sources, primarily state and federal agencies, covering a broad range of categories. Livingston County Planning Department has requested particular data and information, which is presented in this document. The intention is to provide a central location for general information about Livingston County.

The types of data that were collected include: demographic, housing, land use, economic/ socio-economic, transportation, government, education, health, public safety, and natural resources. The data has been collected for various levels of geography including county and municipality and is subsequently presented in that manor.

Table of Contents

LOCATION MAPS

AGRICULTURE	1
Selected Agriculture.....	2
ECONOMY	3
Civilian Labor Force.....	4
Employment and Wages.....	6
Establishments	13
Employment by Industry	14
Per Capita Income	15
Tourism	15
Sales Tax Rate	15
Taxable Sales & Purchases	16
EDUCATION	19
Public School Students.....	20
GOVERNMENT.....	23
Taxable Real Property	24
Revenue	25
Expenditures (by Function)	29
LAND USE.....	33
Building Permits.....	34
Generalized Land Cover	37
POPULATION & HOUSING.....	39
Median Household Income	40
Occupancy	41
Year Structure Built.....	43
Population	44
Population Projections	46
Population by Age Cohort	47
Population Density.....	49
Population by Industry	52
Educational Attainment	53
Poverty Status by Age.....	54
PUBLIC SAFETY.....	59
Crime.....	60
TRANSPORTATION	63
Journey to Work	64
Commuting to Work	112
Vehicle Registrations	113
Mileage Statistics	114
DEFINITIONS	117

LOCATION MAPS

Livingston County

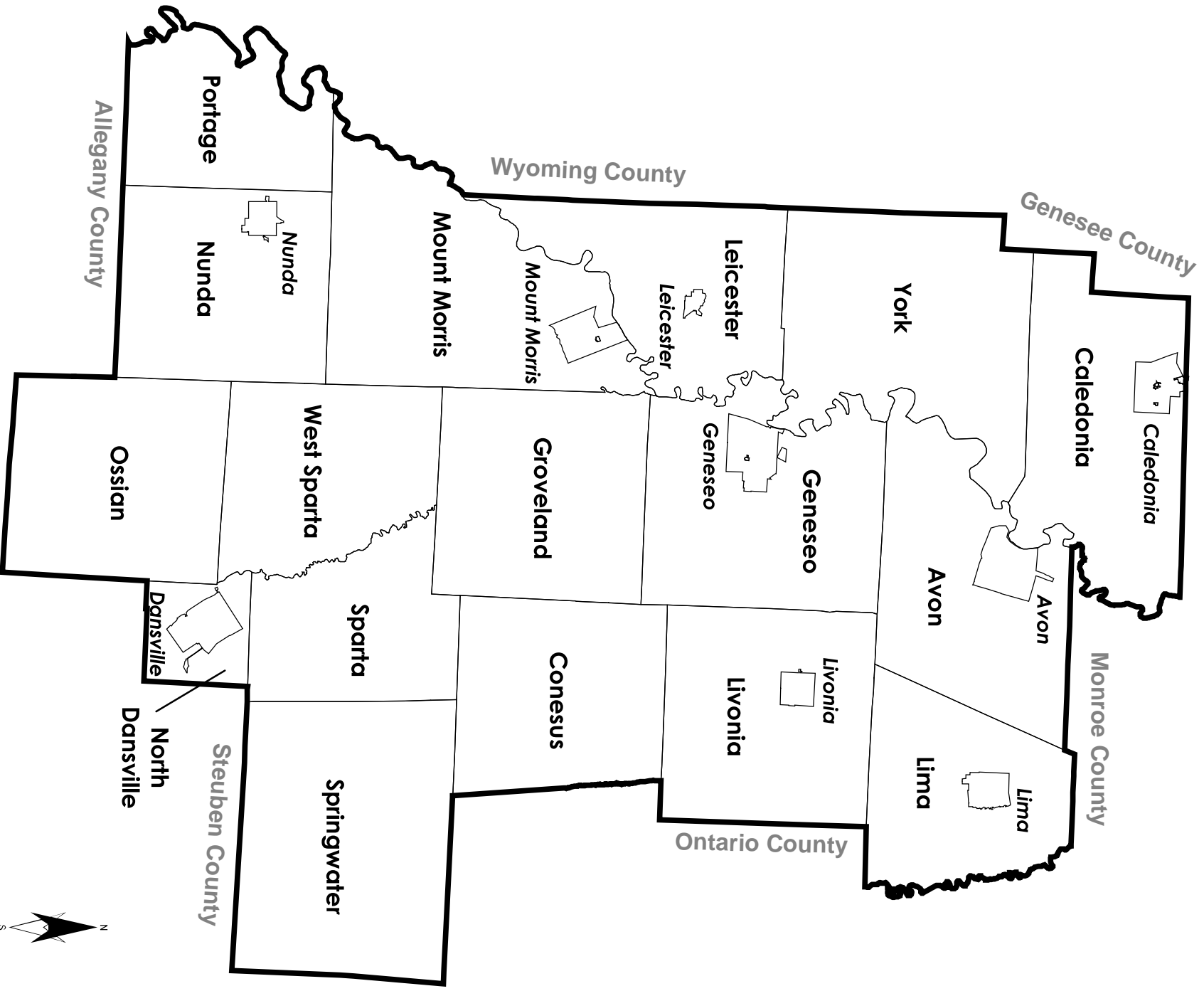
Livingston County within Western New York

Livingston County, Regional Transportation Features

Livingston County within Northeastern United States

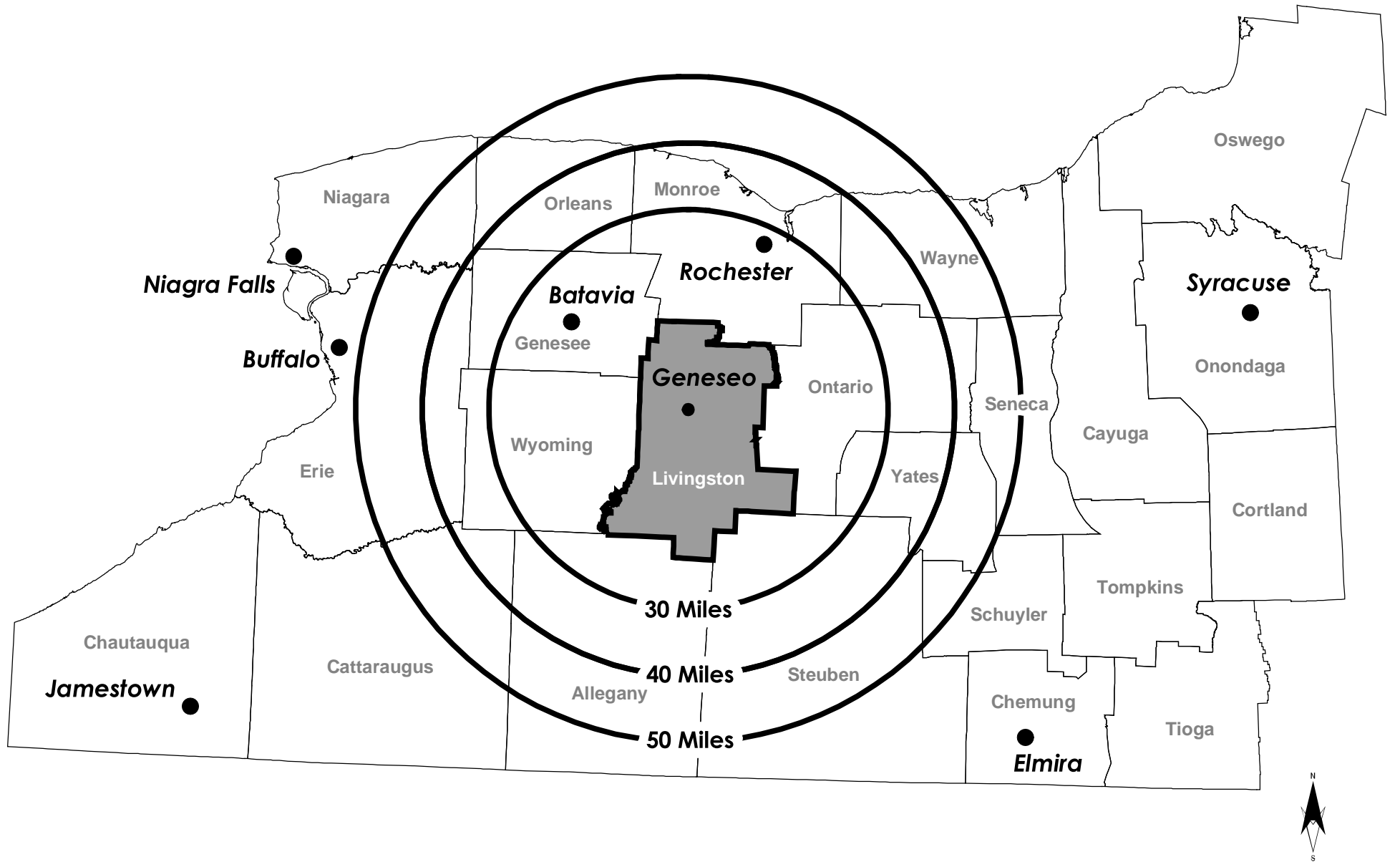
Livingston County

New York



Livingston County

Location within Western New York

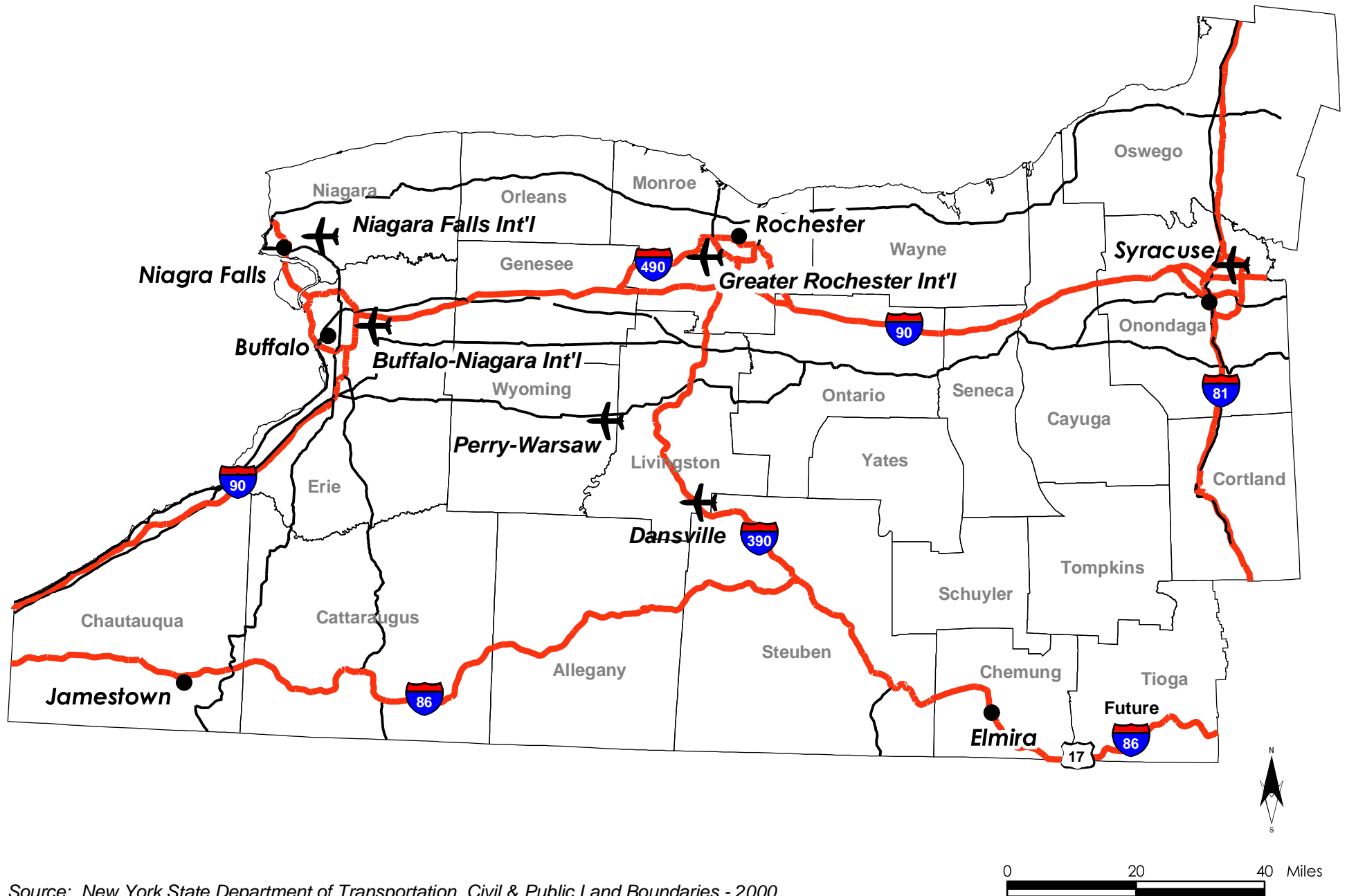


Source: New York State Department of Transportation, Civil & Public Land Boundaries - 2000.



Livingston County

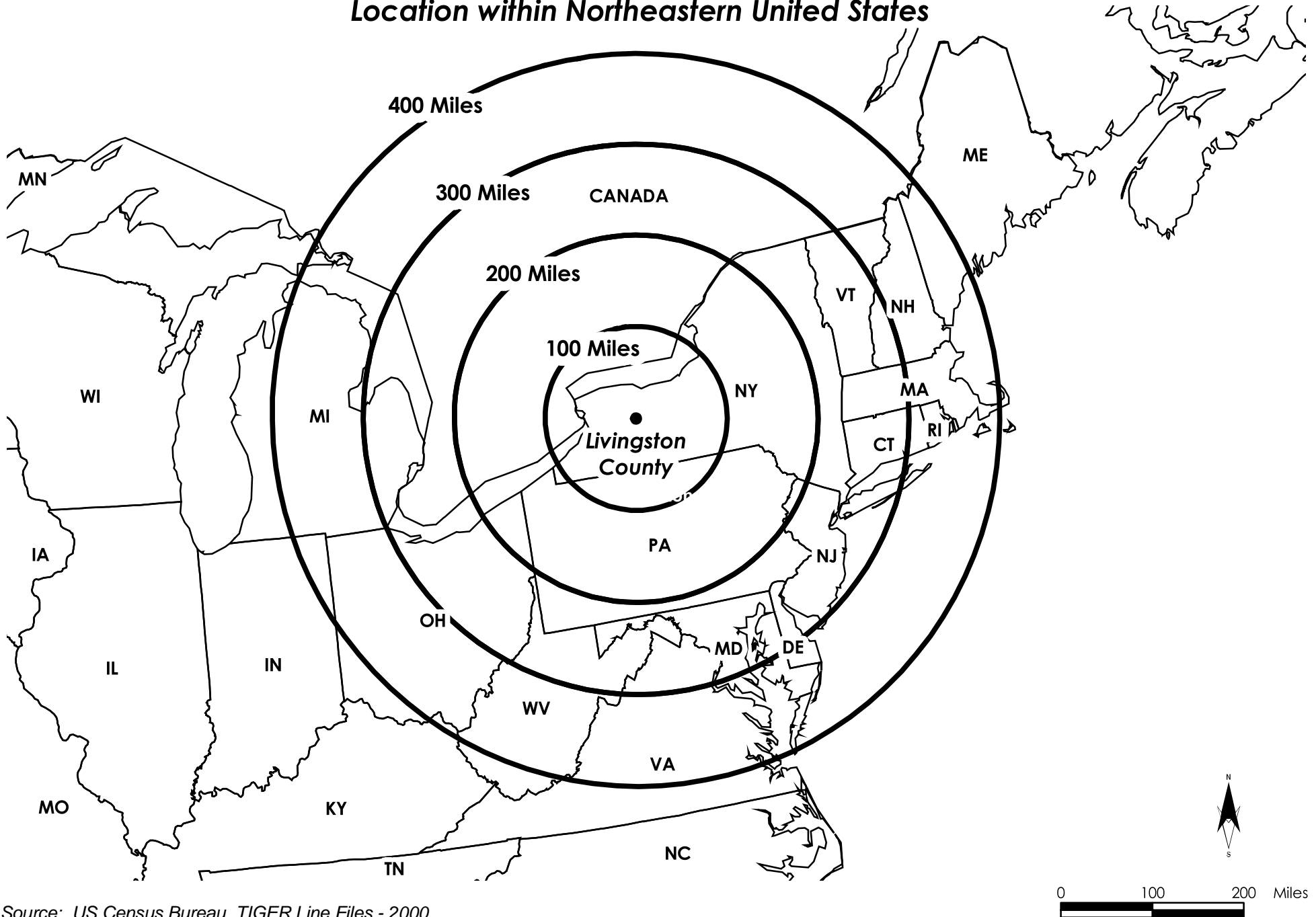
Regional Transportation Features



Source: New York State Department of Transportation, Civil & Public Land Boundaries - 2000.

Livingston County

Location within Northeastern United States



Source: US Census Bureau, TIGER Line Files - 2000.

AGRICULTURE

Selected Agriculture

Item	1987	1992	1997
Milk cows (farms)	193	135	100
Milk cows (number)	16,337	16,457	17,279
Dairy products sold (farms)	171	122	94
Dairy products sold (\$1,000)	29,649	35,286	39,937
Cattle and calves sold (farms)	404	319	293
Cattle and calves sold (number)	16,015	16,314	20,118
Corn for grain or seed (farms)	377	243	234
Corn for grain or seed (acres)	35,778	31,207	34,549
Corn for grain or seed (bushels)	4,219,733	2,751,669	3,838,938
Corn for grain or seed, Irrigated (farms)	0	1	1
Corn for grain or seed, Irrigated (acres)	0	(D)	(D)
Wheat for grain (farms)	(N)	(N)	(N)
Wheat for grain (acres)	(N)	(N)	(N)
Wheat for grain (bushels)	(N)	(N)	(N)
Wheat for grain, total harvested (farms)	211	189	165
Wheat for grain, total harvested (acres)	10,731	13,904	13,748
Wheat for grain, total harvested (quantity)	466,779	742,576	769,536
Wheat for grain, total irrigated (farms)	0	0	0
Wheat for grain, total irrigated (acres)	0	0	0
Oats for grain (farms)	237	142	90
Oats for grain (acres)	7,909	4,700	3,421
Oats for grain (bushels)	484,536	337,902	244,924
Oats for grain, irrigated (farms)	1	0	0
Oats for grain, irrigated (acres)	(D)	0	0

(D) Withheld to avoid disclosing data for individual farms.

(N) Not available.

Source: U.S. Census Bureau, Census of Agriculture (1987, 1992, 1997)

ECONOMY

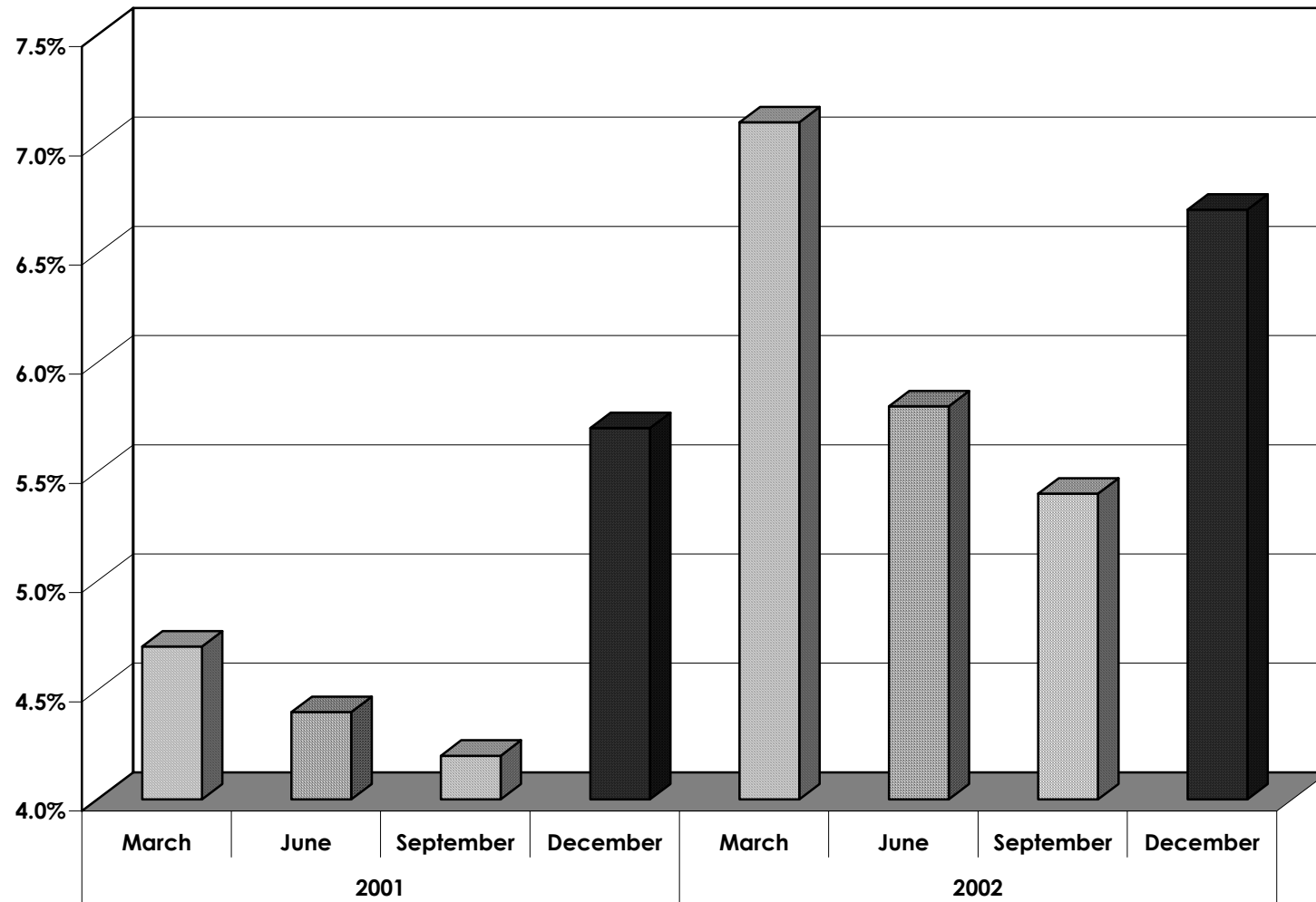
Civilian Labor Force

	2001				Annual Average	2002				Annual Average
	March	June	Sept.	Dec.		March	June	Sept.	Dec.	
Civilian Labor Force	32,800	33,600	32,700	33,200	33,000	33,300	33,600	32,900	33,600	33,300
Employed	31,300	32,100	31,300	31,300	31,500	30,900	31,700	31,100	31,400	31,300
Unemployed	1,500	1,500	1,400	1,900	1,500	2,400	2,000	1,800	2,200	2,100
Unemployment Rate	4.7%	4.4%	4.2%	5.7%	4.7%	7.1%	5.8%	5.4%	6.7%	6.2%

Note: Detail may not add to total due to rounding

Source: NYS Department of Labor - Labor Market Information

Unemployment Rate



Employment and Wages

Industry Name	Year	Average Employment	Average Yearly Wages	Average Weekly Wages
All Industries	1975	11,789	\$8,879	\$170.76
	1976	11,675	\$9,375	\$180.28
	1977	12,147	\$10,023	\$192.75
	1978	15,166	\$10,230	\$196.73
	1979	15,510	\$11,291	\$217.13
	1980	15,609	\$12,211	\$234.83
	1981	15,872	\$12,750	\$245.19
	1982	15,925	\$13,796	\$265.31
	1983	15,775	\$14,061	\$270.40
	1984	16,523	\$14,841	\$285.41
	1985	17,178	\$16,042	\$308.50
	1986	17,144	\$16,158	\$310.72
	1987	16,889	\$16,697	\$321.10
	1988	17,540	\$17,610	\$338.65
	1989	18,306	\$18,238	\$350.73
	1990	18,791	\$19,498	\$374.96
	1991	18,879	\$20,076	\$386.07
	1992	18,839	\$21,055	\$404.90
	1993	18,441	\$21,869	\$420.56
	1994	18,384	\$22,749	\$437.48
	1995	18,169	\$22,973	\$441.79
	1996	18,289	\$22,691	\$436.36
	1997	18,407	\$23,339	\$448.83
	1998	18,687	\$24,130	\$464.04
	1999	19,145	\$25,190	\$484.42
Agriculture, Mining, & Unclassified	1975	349	\$12,599	\$242.28
	1976	351	\$13,320	\$256.15
	1977	375	\$15,366	\$295.50
	1978	435	\$15,394	\$296.04
	1979	484	\$17,560	\$337.69
	1980	415	\$15,991	\$307.52
	1981	399	\$17,967	\$345.52

Agriculture, Mining, & Unclassified (continued)	1982	434	\$20,618	\$396.50
	1983	400	\$19,090	\$367.12
	1984	459	\$21,629	\$415.94
	1985	470	\$22,568	\$433.99
	1986	499	\$24,404	\$469.31
	1987	517	\$24,289	\$467.10
	1988	541	\$23,728	\$456.30
	1989	597	\$23,212	\$446.38
	1990	616	\$24,753	\$476.02
	1991	614	\$25,122	\$483.12
	1992	638	\$24,775	\$476.44
	1993	643	\$29,353	\$564.47
	1994	683	\$35,471	\$682.13
	1995	689	\$29,997	\$576.86
	1996	719	\$22,982	\$441.96
	1997	577	\$24,297	\$467.25
	1998	541	\$20,932	\$402.54
	1999	593	\$19,221	\$369.64
Construction	1975	270	\$9,266	\$178.19
	1976	291	\$9,906	\$190.51
	1977	402	\$11,649	\$224.02
	1978	561	\$15,819	\$304.21
	1979	615	\$18,149	\$349.03
	1980	526	\$19,807	\$380.90
	1981	382	\$17,914	\$344.49
	1982	350	\$15,382	\$295.81
	1983	360	\$15,977	\$307.25
	1984	416	\$17,510	\$336.74
	1985	434	\$20,352	\$391.38
	1986	467	\$20,228	\$388.99
	1987	528	\$20,981	\$403.48
	1988	607	\$20,368	\$391.70
	1989	638	\$22,061	\$424.25
	1990	676	\$25,031	\$481.37
	1991	582	\$24,932	\$479.46
	1992	531	\$23,733	\$456.41
	1993	502	\$26,323	\$506.21

Construction (continued)	1994	480	\$24,836	\$477.62
	1995	473	\$26,721	\$513.87
	1996	495	\$26,584	\$511.24
	1997	568	\$27,585	\$530.48
	1998	619	\$28,280	\$543.85
	1999	646	\$29,861	\$574.24
Manufacturing	1975	3,886	\$9,706	\$186.65
	1976	3,762	\$10,652	\$204.84
	1977	4,011	\$11,256	\$216.46
	1978	4,014	\$12,287	\$236.30
	1979	4,019	\$13,266	\$255.11
	1980	4,110	\$14,490	\$278.64
	1981	4,214	\$15,585	\$299.71
	1982	4,338	\$16,576	\$318.76
	1983	3,985	\$16,856	\$324.15
	1984	4,107	\$17,699	\$340.37
	1985	4,227	\$19,589	\$376.71
	1986	3,865	\$18,216	\$350.31
	1987	3,235	\$19,051	\$366.36
	1988	3,351	\$20,402	\$392.35
	1989	3,268	\$21,327	\$410.14
	1990	2,966	\$22,219	\$427.28
	1991	2,725	\$22,611	\$434.83
	1992	2,767	\$24,577	\$472.63
	1993	2,315	\$26,212	\$504.08
	1994	2,419	\$28,570	\$549.43
	1995	2,572	\$27,631	\$531.36
	1996	2,453	\$28,103	\$540.44
	1997	2,387	\$29,479	\$566.90
	1998	2,505	\$29,503	\$567.37
	1999	2,628	\$30,256	\$581.85
Transportation & Public Utilities	1975	663	\$11,690	\$224.80
	1976	662	\$12,647	\$243.22
	1977	665	\$14,771	\$284.06
	1978	693	\$16,069	\$309.02
	1979	736	\$17,752	\$341.38

Transportation & Public Utilities (continued)	1980	731	\$19,107	\$367.45
	1981	688	\$20,875	\$401.44
	1982	680	\$22,495	\$432.60
	1983	652	\$19,612	\$377.15
	1984	711	\$20,798	\$399.96
	1985	737	\$21,453	\$412.57
	1986	627	\$23,996	\$461.46
	1987	467	\$23,135	\$444.91
	1988	455	\$24,788	\$476.69
	1989	472	\$23,517	\$452.25
	1990	501	\$24,034	\$462.20
	1991	501	\$25,356	\$487.61
	1992	522	\$25,927	\$498.59
	1993	538	\$26,318	\$506.12
	1994	514	\$25,974	\$499.49
	1995	444	\$27,085	\$520.86
	1996	435	\$26,374	\$507.20
	1997	468	\$26,441	\$508.48
	1998	463	\$28,416	\$546.46
	1999	488	\$27,413	\$527.17
Wholesale Trade	1975	506	\$8,387	\$161.28
	1976	522	\$8,500	\$163.47
	1977	537	\$9,460	\$181.92
	1978	583	\$9,547	\$183.59
	1979	610	\$10,210	\$196.35
	1980	629	\$10,388	\$199.76
	1981	651	\$11,123	\$213.91
	1982	637	\$11,518	\$221.49
	1983	666	\$11,863	\$228.14
	1984	616	\$13,178	\$253.42
	1985	613	\$14,443	\$277.74
	1986	630	\$15,189	\$292.09
	1987	654	\$16,290	\$313.27
	1988	719	\$17,964	\$345.46
	1989	756	\$18,296	\$351.85
	1990	812	\$20,110	\$386.72
	1991	865	\$22,450	\$431.74

Wholesale Trade (continued)	1992	804	\$24,298	\$467.28
	1993	732	\$25,463	\$489.67
	1994	667	\$23,306	\$448.20
	1995	610	\$24,109	\$463.63
	1996	606	\$25,494	\$490.28
	1997	621	\$26,579	\$511.13
	1998	612	\$27,061	\$520.41
	1999	657	\$32,695	\$628.75
Retail Trade	1975	2,072	\$5,593	\$107.56
	1976	2,097	\$6,002	\$115.42
	1977	2,162	\$6,124	\$117.77
	1978	2,479	\$6,018	\$115.72
	1979	2,620	\$6,626	\$127.42
	1980	2,621	\$7,107	\$136.67
	1981	2,855	\$6,990	\$134.42
	1982	2,735	\$7,608	\$146.31
	1983	2,806	\$7,783	\$149.68
	1984	2,925	\$8,221	\$158.11
	1985	3,083	\$8,482	\$163.11
	1986	3,321	\$9,188	\$176.70
	1987	3,448	\$9,491	\$182.51
	1988	3,500	\$9,825	\$188.94
	1989	3,579	\$9,981	\$191.94
	1990	3,602	\$10,493	\$201.79
	1991	3,594	\$10,969	\$210.94
	1992	3,547	\$11,651	\$224.06
	1993	3,842	\$11,768	\$226.30
	1994	3,875	\$11,949	\$229.80
	1995	3,920	\$12,107	\$232.83
	1996	4,060	\$12,113	\$232.95
	1997	4,183	\$12,844	\$247.01
	1998	4,121	\$13,749	\$264.41
	1999	4,259	\$14,041	\$270.02
Finance, Insurance & Real Estate	1975	299	\$8,712	\$167.53
	1976	268	\$8,356	\$160.69
	1977	272	\$9,222	\$177.35

Finance, Insurance & Real Estate (continued)	1978	289	\$10,174	\$195.65
	1979	279	\$10,945	\$210.47
	1980	269	\$11,781	\$226.56
	1981	270	\$12,188	\$234.39
	1982	285	\$12,875	\$247.60
	1983	271	\$13,492	\$259.46
	1984	274	\$14,921	\$286.94
	1985	368	\$14,907	\$286.66
	1986	282	\$15,473	\$297.56
	1987	305	\$16,608	\$319.38
	1988	305	\$17,970	\$345.58
	1989	271	\$19,576	\$376.45
	1990	335	\$19,193	\$369.09
	1991	323	\$19,789	\$380.57
	1992	381	\$21,543	\$414.29
	1993	408	\$21,768	\$418.61
	1994	402	\$22,332	\$429.45
	1995	398	\$22,352	\$429.86
	1996	417	\$20,676	\$397.61
	1997	386	\$22,034	\$423.73
	1998	443	\$22,652	\$435.61
	1999	440	\$22,903	\$440.44
Services	1975	3,610	\$8,944	\$171.99
	1976	3,598	\$9,078	\$174.59
	1977	3,598	\$9,424	\$181.23
	1978	4,914	\$9,628	\$185.15
	1979	4,933	\$10,392	\$199.85
	1980	5,067	\$11,673	\$224.49
	1981	5,187	\$12,414	\$238.74
	1982	5,114	\$13,534	\$260.27
	1983	5,097	\$14,267	\$274.36
	1984	5,280	\$14,440	\$277.68
	1985	5,316	\$15,694	\$301.81
	1986	5,493	\$16,138	\$310.35
	1987	5,731	\$17,077	\$328.40
	1988	6,059	\$18,017	\$346.48
	1989	6,571	\$18,447	\$354.74
	1990	6,952	\$19,910	\$382.88

Services (continued)	1991	7,120	\$20,190	\$388.28
	1992	7,101	\$20,933	\$402.56
	1993	6,867	\$22,206	\$427.04
	1994	6,661	\$22,784	\$438.15
	1995	6,354	\$23,631	\$454.44
	1996	6,432	\$23,710	\$455.97
	1997	6,482	\$24,295	\$467.21
	1998	6,608	\$25,412	\$488.69
	1999	6,713	\$26,286	\$505.51
Public Administration	1975	133	\$11,900	\$228.84
	1976	124	\$12,242	\$235.43
	1977	125	\$12,770	\$245.58
	1978	1,198	\$7,000	\$134.62
	1979	1,214	\$9,199	\$176.90
	1980	1,241	\$10,117	\$194.56
	1981	1,226	\$10,952	\$210.61
	1982	1,354	\$12,686	\$243.96
	1983	1,537	\$14,535	\$279.51
	1984	1,736	\$16,155	\$310.68
	1985	1,930	\$17,406	\$334.73
	1986	1,962	\$18,790	\$361.36
	1987	2,004	\$19,772	\$380.23
	1988	2,006	\$21,005	\$403.94
	1989	2,153	\$22,779	\$438.05
	1990	2,331	\$24,586	\$472.81
	1991	2,554	\$25,745	\$495.09
	1992	2,549	\$27,077	\$520.71
	1993	2,594	\$27,423	\$527.37
	1994	2,685	\$28,704	\$552.00
	1995	2,710	\$29,447	\$566.28
	1996	2,672	\$29,620	\$569.61
	1997	2,738	\$29,595	\$569.13
	1998	2,775	\$30,216	\$581.07
	1999	2,722	\$33,391	\$642.14

Source: NYS Department of Labor

Establishments Total & Manufacturing

1999

Total Establishments	Number of Establishments by Employment-Size Class								
	1 - 4	5 - 9	10 - 19	20 - 49	50 - 99	100 - 249	250 - 499	500 - 999	1000+
1,217	684	269	135	94	19	11	4	1	0

Manufacturing Establishments									
	1 - 4	5 - 9	10 - 19	20 - 49	50 - 99	100 - 249	250 - 499	500 - 999	1000+
55	26	6	3	8	4	6	1	1	0

2000

Total Establishments	Number of Establishments by Employment-Size Class								
	1 - 4	5 - 9	10 - 19	20 - 49	50 - 99	100 - 249	250 - 499	500 - 999	1000+
1,239	706	257	154	83	25	9	5	0	0

Manufacturing Establishments									
	1 - 4	5 - 9	10 - 19	20 - 49	50 - 99	100 - 249	250 - 499	500 - 999	1000+
57	22	9	7	6	7	4	2	0	0

2001

Total Establishments	Number of Establishments by Employment-Size Class								
	1 - 4	5 - 9	10 - 19	20 - 49	50 - 99	100 - 249	250 - 499	500 - 999	1000+
1,253	739	251	148	78	23	9	5	0	0

Manufacturing Establishments									
	1 - 4	5 - 9	10 - 19	20 - 49	50 - 99	100 - 249	250 - 499	500 - 999	1000+
57	21	9	5	9	8	3	2	0	0

Source: US Census Bureau

Employment by Industry

Industry	1970	1980	1990	2000
Farm employment	1,558	1,865	1,364	1,228
Non-Farm employment	17,521	19,847	24,160	27,100
Private employment	12,101	14,804	17,865	19,962
Ag. Services, forestry, fishing, and other	101	150	263	381
Mining	368	248	(D)	27
Construction	573	934	(D)	1,678
Manufacturing	4,715	4,239	2,959	2,664
Transportation and public utilities	634	726	624	638
Wholesale trade	397	859	973	801
Retail trade	2,545	3,326	4,583	5,572
Finance, insurance, and real estate	899	1,030	885	1,734
Services	1,869	3,292	5,793	6,467
Government and government enterprises	5,420	5,043	6,295	7,138
Federal, civilian	147	154	126	191
Military	239	162	195	129
State and local	5,034	4,727	5,974	6,818
State	(N)	2,217	2,892	3,057
Local	(N)	2,510	3,082	3,761

(N) Data not available for this year

(D) Not shown to avoid disclosure of confidential information, but the estimates for this item are included in the totals

Source: Bureau of Economic Analysis - Regional Economic Information System

Per Capita Income

	1998	1999	2000
Per Capita Personal Income	\$22,038	\$22,604	\$23,381

Notes: Per Capita Personal Income was computed using Census Bureau midyear population estimates.

Estimates for 1998 – 2000 reflect county population estimates available as of April 2002.

Source: Bureau of Economic Analysis - Regional Economic Information System

Tourism

2000

Employment	
Total Employees	2,373

Wages	
Total Wages	\$26,884,546
Average Salary	\$11,327

Source: NYS Empire State Development

Sales Tax Rate

2001			2002		
Tax Rate	Date Enacted	Date Effective	Tax Rate	Date Enacted	Date Effective
3%	November 30, 1967	March 1, 1968	3%	November 30, 1967	March 1, 1968

Notes: Many cities and most counties impose a local tax rate up to 3%

Some cities and counties received legislative authorization to impose an additional tax rate of up to 1%, so that the total local tax rate exceeds 3%

Source: NYS Department of Taxation and Finance

Taxable Sales & Purchases

Annual Sales Tax for Taxable Sales and Purchases

Time Period	Taxable Sales and Purchases	Change from Previous Period	
		Dollar Amount	%
March 1995 - February 1996	\$404,046,000	\$7,234,000	1.82
March 1996 - February 1997	\$422,847,000	\$18,801,000	4.65
March 1997 - February 1998	\$447,814,000	\$24,967,000	5.90
March 1998 - February 1999	\$450,258,000	\$2,444,000	0.55
March 1999 - February 2000	\$483,831,000	\$33,573,000	7.46

Sales Tax by Industry (Semi-Annual Industry Totals)

Industry	Selling Period		
	September 1998 - February 1999	March 1999 - August 1999 **	September 1999 - February 2000 *
Construction	\$5,872,000	\$6,688,000	\$6,079,000
Manufacturing	\$10,050,000	\$10,313,000	\$9,925,000
Communications	\$7,569,000	\$7,698,000	\$8,237,000
Electric, Gas & Sanitary Services	\$7,984,000	\$8,112,000	\$8,304,000
Wholesale Trade	\$15,130,000	\$16,634,000	\$17,843,000
Retail Trade - Total	\$145,756,000	\$171,410,000	\$161,232,000
Building Materials	\$6,896,000	\$9,616,000	\$7,539,000
General Merchandise	\$23,039,000	\$19,276,000	\$24,256,000
Food	\$22,112,000	\$25,326,000	\$28,103,000
Auto Dealers, Gas Stations	\$53,418,000	\$72,791,000	\$57,529,000
Apparel	\$1,898,000	\$2,077,000	\$2,044,000
Furniture	\$4,973,000	\$5,426,000	\$5,738,000
Eating and Drinking	\$16,367,000	\$20,591,000	\$18,459,000
Miscellaneous Retail	\$17,053,000	\$16,307,000	\$17,564,000
Services - Total	\$20,400,000	\$20,572,000	\$18,538,000

Hotels	\$1,007,000	\$1,329,000	\$1,123,000
Personal Services	\$846,000	\$548,000	\$676,000
Business Services	\$5,858,000	\$5,272,000	\$4,700,000
Auto Repair, Parking	\$7,484,000	\$7,744,000	\$7,664,000
Other Services	\$5,205,000	\$5,679,000	\$4,375,000
Agriculture, Mining, Transportation, FIRE, Government	\$4,502,000	\$6,255,000	\$4,221,000
Unclassified	\$944,000	\$664,000	\$1,106,000
Livingston County	\$218,207,000	\$248,346,000	\$235,485,000

* Preliminary Figures

** Revised Figures

Source: NYS Department of Taxation and Finance

EDUCATION

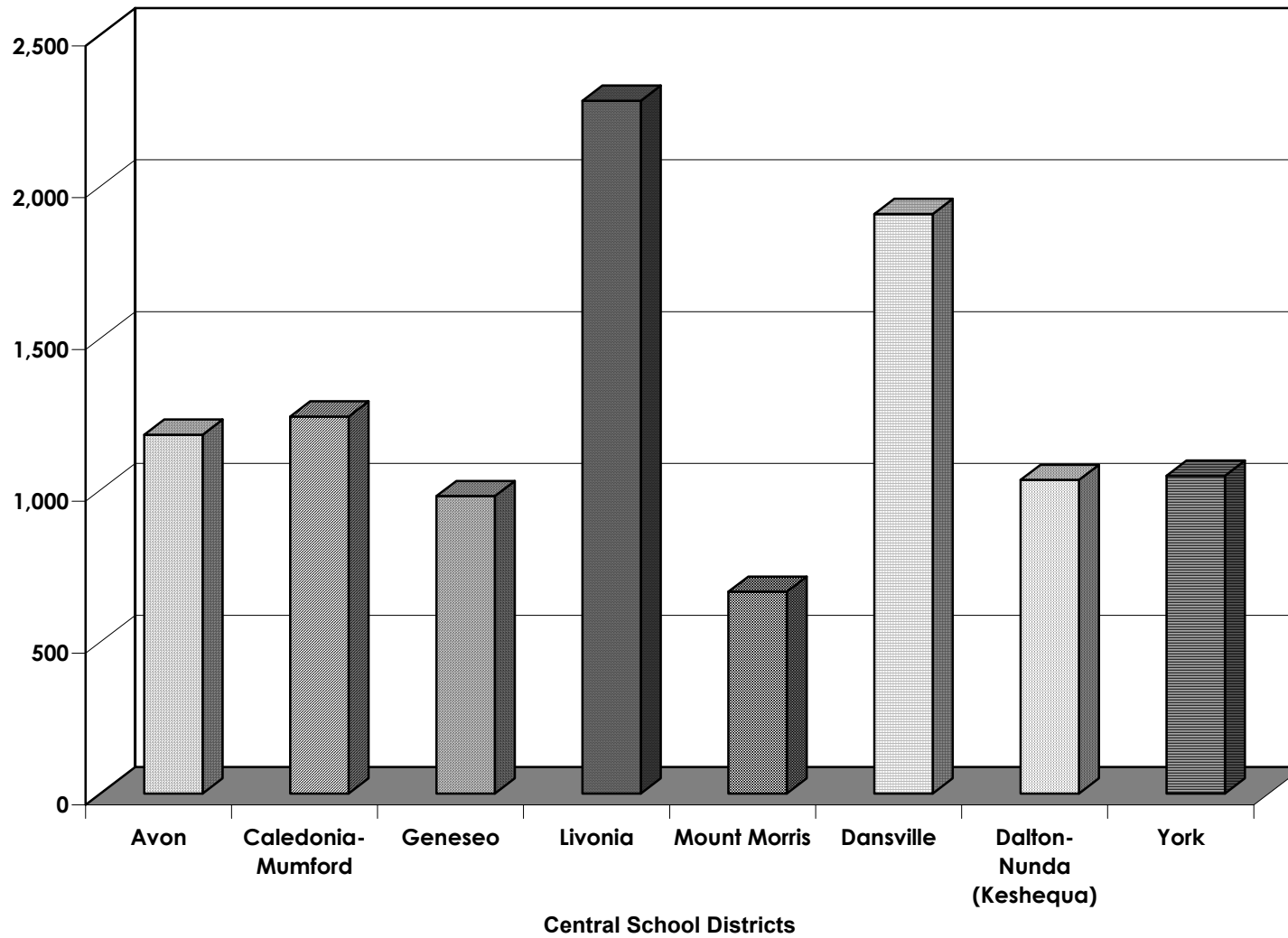
Public School Students

District Name	Enrollment				
	Total	White	Black	Hispanic	Other
Avon Central School District	1,182	96.1%	2.1%	1.4%	0.4%
Caledonia-Mumford Central School District	1,242	94.8%	3.5%	0.6%	1.0%
Geneseo Central School District	980	94.9%	1.4%	1.9%	1.7%
Livonia Central School District	2,282	97.5%	1.0%	0.4%	1.1%
Mount Morris Central School District	665	89.5%	2.1%	8.1%	0.3%
Dansville Central School District	1,909	97.0%	1.5%	0.7%	0.8%
Dalton-Nunda Central School District (Keshequa)	1,033	98.8%	0.2%	0.6%	0.4%
York Central School District	1,047	97.2%	0.5%	0.9%	1.4%
Livingston County	10,340	96.3%	1.5%	1.3%	0.9%

Note: Districts are placed in the County in which the District Office is located

Source: NYS Department of Education

Total Enrollment



GOVERNMENT

Taxable Real Property

	1999			
	1990 Population	Land Area (Sq. Miles)	Assessed Value	Full Value
Avon (Town)	6,283	41.2	\$233,826,334	\$233,826,334
Avon (Village)	2,995	3.0	\$103,391,047	\$107,285,511
Caledonia (Town)	4,441	44.1	\$166,591,689	\$166,591,689
Caledonia (Village)	2,262	2.1	\$75,822,581	\$78,548,204
Conesus (Town)	2,196	32.9	\$103,396,284	\$103,437,659
Geneseo (Town)	9,178	44.0	\$267,481,506	\$267,481,506
Geneseo (Village)	7,187	2.6	\$129,216,394	\$133,709,017
Groveland (Town)	3,190	39.2	\$71,198,897	\$71,198,897
Leicester (Town)	2,223	33.5	\$69,079,618	\$69,079,618
Leicester (Village)	405	0.3	\$12,868,611	\$13,254,311
Lima (Town)	4,187	31.9	\$148,464,301	\$148,464,301
Lima (Village)	2,165	1.4	\$53,474,914	\$55,685,634
Livonia (Town)	6,804	38.3	\$301,580,814	\$301,701,494
Livonia (Village)	1,434	1.0	\$41,215,735	\$42,657,561
Mount Morris (Town)	4,633	50.7	\$106,470,614	\$106,470,614
Mount Morris (Village)	3,102	2.0	\$63,453,434	\$65,301,465
North Dansville (Town)	5,783	9.8	\$144,397,728	\$144,397,728
Dansville (Village)	5,002	2.4	\$95,387,108	\$112,950,986
Nunda (Town)	2,931	37.1	\$72,337,898	\$72,337,898
Nunda (Village)	1,347	1.0	\$25,444,999	\$26,186,065
Ossian (Town)	797	39.6	\$30,040,069	\$30,040,069
Portage (Town)	893	26.4	\$22,102,159	\$22,102,159
Sparta (Town)	1,578	27.7	\$45,337,633	\$45,337,633
Springwater (Town)	2,407	53.3	\$77,633,986	\$77,633,986
West Sparta (Town)	1,335	33.4	\$29,550,730	\$33,266,610
York (Town)	3,513	49.1	\$123,505,318	\$123,505,318
Livingston County	62,372	632.2	\$2,012,972,855	\$2,016,851,223

Source: NYS Office of the State Comptroller

Revenue

1999

Municipality	Total Revenues	Real Property Taxes		Non-Property Taxes		Interest Earnings
		Taxes & Assessments	Other Tax Items	Sales Tax	Other Taxes	
Avon (Town)	\$1,571,923	\$778,837	\$11,167	\$7,738	\$15,219	\$21,467
Avon (Village)	\$3,051,077	\$555,070	\$18,265	\$46,194	\$70,132	\$186,478
Caledonia (Town)	\$892,099	\$402,862	\$2,526	\$4,682	\$3,467	\$40,022
Caledonia (Village)	\$1,186,337	\$684,541	\$3,310	\$33,393	\$45,183	\$23,708
Conesus (Town)	\$1,033,399	\$564,326	\$50,681	\$4,486	\$4,562	\$25,570
Geneseo (Town)	\$1,809,369	\$943,240	\$2,993	\$8,038	\$4,355	\$73,656
Geneseo (Village)	\$2,537,294	\$857,619	\$5,426	\$64,400	\$75,021	\$95,642
Groveland (Town)	\$898,775	\$462,323	\$3,172	\$5,277	\$2,412	\$16,120
Leicester (Town)	\$794,116	\$424,390	\$4,472	\$3,901	\$7,752	\$32,054
Leicester (Village)	\$345,570	\$63,941	\$347	\$6,075	\$10,004	\$7,961
Lima (Town)	\$1,163,928	\$733,566	\$5,553	\$4,488	\$0	\$47,847
Lima (Village)	\$1,013,278	\$249,877	\$1,605	\$24,206	\$12,037	\$39,480
Livonia (Town)	\$3,123,823	\$1,791,364	\$57,701	\$11,322	\$31,149	\$43,674
Livonia (Village)	\$587,637	\$357,920	\$3,126	\$17,030	\$23,051	\$13,371
Mount Morris (Town)	\$998,655	\$480,400	\$4,345	\$22,631	\$0	\$18,969
Mount Morris (Village)	\$2,143,464	\$793,096	\$7,085	\$36,293	\$57,324	\$44,975
North Dansville (Town)	\$680,857	\$264,637	\$7,672	\$1,918	\$0	\$28,395
Dansville (Village)	\$2,750,150	\$1,143,509	\$16,232	\$58,820	\$88,708	\$26,452
Nunda (Town)	\$721,204	\$482,464	\$3,630	\$24,503	\$2,184	\$14,133
Nunda (Village)	\$753,573	\$235,186	\$1,946	\$13,924	\$19,095	\$19,519
Ossian (Town)	\$445,940	\$241,822	\$1,029	\$2,406	\$0	\$6,465
Portage (Town)	\$421,883	\$221,859	\$1,100	\$2,707	\$1,038	\$4,497
Sparta (Town)	\$779,915	\$350,697	\$147	\$22,143	\$0	\$25,787
Springwater (Town)	\$981,939	\$531,773	\$0	\$4,639	\$0	\$30,724
West Sparta (Town)	\$574,890	\$330,758	\$2,256	\$2,721	\$0	\$20,252
York (Town)	\$1,652,212	\$789,125	\$4,058	\$6,386	\$6,967	\$9,224
Livingston County	\$84,948,430	\$14,742,952	\$1,065,057	\$10,132,520	\$211,204	\$1,041,816

All Other Revenues						
Municipality	Repayments of Social Services	Health Departmental Income	Sewer Department Income	Water Department Income	Other Home & Community Services Dept. Income	Unclassified
Avon (Town)	\$0	\$0	\$0	\$372,885	\$1,109	\$127,410
Avon (Village)	\$0	\$1,380	\$604,902	\$678,047	\$106,970	\$111,011
Caledonia (Town)	\$0	\$480	\$0	\$9,422	\$20,431	\$38,966
Caledonia (Village)	\$0	\$0	\$0	\$194,863	\$329	\$89,636
Conesus (Town)	\$0	\$0	\$0	\$0	\$48,857	\$41,942
Geneseo (Town)	\$0	\$0	\$31,470	\$206,992	\$52,739	\$139,395
Geneseo (Village)	\$0	\$2,680	\$299,901	\$646,928	\$12,048	\$184,183
Groveland (Town)	\$0	\$0	\$0	\$0	\$6,337	\$121,268
Leicester (Town)	\$0	\$0	\$0	\$62,991	\$28,243	\$81,338
Leicester (Village)	\$0	\$0	\$0	\$218,455	\$346	\$1,880
Lima (Town)	\$0	\$355	\$0	\$47,312	\$27,248	\$70,189
Lima (Village)	\$0	\$480	\$212,145	\$263,753	\$795	\$91,742
Livonia (Town)	\$0	\$0	\$0	\$474,937	\$8,747	\$263,387
Livonia (Village)	\$0	\$0	\$0	\$129,184	\$3,506	\$10,119
Mount Morris (Town)	\$0	\$76,957	\$0	\$0	\$23,756	\$131,298
Mount Morris (Village)	\$0	\$0	\$258,190	\$484,175	\$760	\$191,374
North Dansville (Town)	\$0	\$0	\$0	\$0	\$0	\$95,636
Dansville (Village)	\$0	\$7,851	\$424,574	\$627,087	\$9,308	\$191,707
Nunda (Town)	\$0	\$0	\$0	\$0	\$0	\$20,174
Nunda (Village)	\$0	\$420	\$204,165	\$126,137	\$1,697	\$19,426
Ossian (Town)	\$0	\$0	\$0	\$0	\$515	\$6,257
Portage (Town)	\$0	\$0	\$0	\$0	\$11,885	\$41,284
Sparta (Town)	\$0	\$0	\$0	\$0	\$16,375	\$101,394
Springwater (Town)	\$0	\$0	\$0	\$21,326	\$19,339	\$140,340
West Sparta (Town)	\$0	\$0	\$0	\$0	\$5,769	\$15,490
York (Town)	\$0	\$0	\$39,027	\$412,465	\$39,488	\$67,366
Livingston County	\$1,221,222	\$20,008,678	\$836,446	\$0	\$0	\$14,402,366

Inter-Governmental Revenues

State Aid					
Municipality	General Purpose	Health	Highway & Transportation	Social Services	Other
Avon (Town)	\$106,556	\$0	\$52,686	\$0	\$24,489
Avon (Village)	\$25,741	\$0	\$27,759	\$0	\$36,335
Caledonia (Town)	\$76,049	\$0	\$57,581	\$0	\$16,609
Caledonia (Village)	\$17,160	\$0	\$23,074	\$0	\$8,051
Conesus (Town)	\$56,222	\$0	\$85,295	\$0	\$15,854
Geneseo (Town)	\$115,558	\$0	\$51,751	\$0	\$19,956
Geneseo (Village)	\$81,278	\$0	\$41,243	\$0	\$7,674
Groveland (Town)	\$25,599	\$0	\$92,307	\$0	\$7,421
Leicester (Town)	\$29,987	\$0	\$56,435	\$0	\$9,059
Leicester (Village)	\$3,597	\$0	\$7,964	\$0	\$0
Lima (Town)	\$86,594	\$0	\$50,283	\$0	\$7,051
Lima (Village)	\$18,432	\$0	\$3,526	\$0	\$1,743
Livonia (Town)	\$165,971	\$0	\$65,516	\$0	\$36,759
Livonia (Village)	\$16,940	\$0	\$2,690	\$0	\$2,167
Mount Morris (Town)	\$49,607	\$0	\$61,832	\$0	\$16,703
Mount Morris (Village)	\$23,435	\$0	\$135,699	\$0	\$39,424
North Dansville (Town)	\$76,605	\$0	\$95,893	\$0	\$25,826
Dansville (Village)	\$55,665	\$0	\$49,299	\$0	\$5,800
Nunda (Town)	\$38,184	\$0	\$61,397	\$0	\$13,611
Nunda (Village)	\$12,463	\$0	\$14,945	\$0	\$14,109
Ossian (Town)	\$15,187	\$0	\$42,855	\$0	\$8,005
Portage (Town)	\$7,497	\$0	\$69,596	\$0	\$10,902
Sparta (Town)	\$30,190	\$0	\$49,967	\$0	\$7,660
Springwater (Town)	\$37,985	\$0	\$98,999	\$0	\$16,299
West Sparta (Town)	\$17,488	\$0	\$44,941	\$0	\$1,297
York (Town)	\$48,029	\$0	\$70,899	\$0	\$0
Livingston County	\$0	\$2,491,421	\$1,086,229	\$3,162,529	\$1,661,055

Federal Aid						Other Governments
Municipality	Fed. Revenue Sharing	CETA	Health	Social Services	Other	
Avon (Town)	\$0	\$0	\$0	\$0	\$5,781	\$46,579
Avon (Village)	\$0	\$0	\$0	\$0	\$568,518	\$14,275
Caledonia (Town)	\$0	\$0	\$0	\$0	\$5,486	\$213,516
Caledonia (Village)	\$0	\$0	\$0	\$0	\$26,120	\$36,969
Conesus (Town)	\$0	\$0	\$0	\$0	\$6,522	\$129,082
Geneseo (Town)	\$0	\$0	\$0	\$0	\$3,491	\$155,735
Geneseo (Village)	\$0	\$0	\$0	\$0	\$35,130	\$128,121
Groveland (Town)	\$0	\$0	\$0	\$0	\$7,933	\$148,606
Leicester (Town)	\$0	\$0	\$0	\$0	\$8,220	\$45,274
Leicester (Village)	\$0	\$0	\$0	\$0	\$0	\$25,000
Lima (Town)	\$0	\$0	\$0	\$0	\$2,297	\$81,145
Lima (Village)	\$0	\$0	\$0	\$0	\$0	\$93,457
Livonia (Town)	\$0	\$0	\$0	\$0	\$10,418	\$162,878
Livonia (Village)	\$0	\$0	\$0	\$0	\$4,165	\$4,368
Mount Morris (Town)	\$0	\$0	\$0	\$0	\$8,973	\$103,184
Mount Morris (Village)	\$0	\$0	\$0	\$0	\$0	\$71,634
North Dansville (Town)	\$0	\$0	\$0	\$0	\$16,630	\$67,645
Dansville (Village)	\$0	\$0	\$0	\$0	\$0	\$45,138
Nunda (Town)	\$0	\$0	\$0	\$0	\$8,873	\$52,051
Nunda (Village)	\$0	\$0	\$0	\$0	\$3,620	\$66,921
Ossian (Town)	\$0	\$0	\$0	\$0	\$9,014	\$112,385
Portage (Town)	\$0	\$0	\$0	\$0	\$0	\$49,518
Sparta (Town)	\$0	\$0	\$0	\$0	\$90,737	\$84,818
Springwater (Town)	\$0	\$0	\$0	\$0	\$0	\$80,515
West Sparta (Town)	\$0	\$0	\$0	\$0	\$22,214	\$111,704
York (Town)	\$0	\$0	\$0	\$0	\$26,840	\$132,338
Livingston County	\$0	\$0	\$1,584,247	\$7,909,536	\$1,897,337	\$1,493,815

Source: NYS Office of the State Comptroller

Expenditures (by Function)

1999

	General Government			Education			Police		
	Personal Services & Allocated Fringes	Contractual Services	Equipment & Capital Outlay	Personal Services & Allocated Fringes	Contractual Services	Equipment & Capital Outlay	Personal Services & Allocated Fringes	Contractual Services	Equipment & Capital Outlay
Avon (Town)	\$173,079	\$89,287	\$15,936	\$0	\$0	\$0	\$0	\$0	\$0
Avon (Village)	\$122,061	\$135,164	\$14,618	\$0	\$0	\$0	\$278,346	\$12,639	\$1,936
Caledonia (Town)	\$122,845	\$53,422	\$8,376	\$0	\$0	\$0	\$0	\$1,500	\$0
Caledonia (Village)	\$103,363	\$70,522	\$2,472	\$0	\$0	\$0	\$158,916	\$15,941	\$0
Conesus (Town)	\$69,528	\$54,340	\$3,879	\$0	\$0	\$0	\$0	\$0	\$0
Geneseo (Town)	\$204,934	\$208,384	\$20,000	\$0	\$0	\$0	\$0	\$0	\$0
Geneseo (Village)	\$92,452	\$147,708	\$18,610	\$0	\$0	\$0	\$357,614	\$27,796	\$11,315
Groveland (Town)	\$74,215	\$55,291	\$360	\$0	\$0	\$0	\$0	\$0	\$0
Leicester (Town)	\$87,079	\$47,464	\$0	\$0	\$0	\$0	\$0	\$0	\$0
Leicester (Village)	\$25,524	\$59,716	\$326,907	\$0	\$0	\$0	\$0	\$0	\$0
Lima (Town)	\$119,726	\$88,582	\$2,415	\$0	\$0	\$0	\$0	\$2,962	\$0
Lima (Village)	\$82,092	\$56,966	\$552	\$0	\$0	\$0	\$0	\$0	\$0
Livonia (Town)	\$237,018	\$172,153	\$41,519	\$0	\$0	\$0	\$0	\$0	\$0
Livonia (Village)	\$36,116	\$67,897	\$0	\$0	\$0	\$0	\$0	\$0	\$0
Mount Morris (Town)	\$65,510	\$58,337	\$1,000	\$0	\$0	\$0	\$0	\$0	\$0
Mount Morris (Village)	\$122,877	\$138,369	\$0	\$0	\$0	\$0	\$291,869	\$19,953	\$2,173
North Dansville (Town)	\$103,485	\$53,344	\$391,288	\$0	\$0	\$0	\$0	\$20	\$0
Dansville (Village)	\$84,760	\$96,816	\$2,233	\$0	\$0	\$0	\$380,953	\$18,490	\$6,870
Nunda (Town)	\$51,338	\$51,737	\$0	\$0	\$0	\$0	\$0	\$27,647	\$0
Nunda (Village)	\$29,501	\$42,101	\$3,541	\$0	\$0	\$0	\$0	\$33,791	\$0
Ossian (Town)	\$24,493	\$22,511	\$0	\$0	\$0	\$0	\$0	\$0	\$0
Portage (Town)	\$29,406	\$24,686	\$20,003	\$0	\$0	\$0	\$0	\$0	\$0
Sparta (Town)	\$45,546	\$41,895	\$800	\$0	\$0	\$0	\$123	\$0	\$0
Springwater (Town)	\$67,337	\$56,645	\$171,130	\$0	\$0	\$0	\$0	\$0	\$0
West Sparta (Town)	\$49,863	\$37,062	\$8,527	\$0	\$0	\$0	\$0	\$0	\$0
York (Town)	\$115,210	\$96,395	\$7,347	\$0	\$0	\$0	\$1,633	\$0	\$0
Livingston County	\$3,827,129	\$3,340,811	\$3,532,494	\$0	\$2,628,016	\$0	\$4,217,414	\$833,805	\$257,970

	Fire			Other Public Safety			Health		
	Personal Services & Allocated Fringes	Contractual Services	Equipment & Capital Outlay	Personal Services & Allocated Fringes	Contractual Services	Equipment & Capital Outlay	Personal Services & Allocated Fringes	Contractual Services	Equipment & Capital Outlay
Avon (Town)	\$1,235	\$203,385	\$0	\$27,139	\$4,681	\$3,063	\$0	\$590	\$0
Avon (Village)	\$4,025	\$16,194	\$594,287	\$16,523	\$2,230	-\$27	\$0	\$1,400	\$0
Caledonia (Town)	\$0	\$0	\$0	\$2,502	\$2,727	\$0	\$748	\$0	\$0
Caledonia (Village)	\$0	\$0	\$0	\$7,447	\$2,238	\$0	\$0	\$0	\$0
Conesus (Town)	\$0	\$15,180	\$0	\$10,474	\$3,391	\$0	\$180	\$7,000	\$0
Geneseo (Town)	\$0	\$45,000	\$0	\$38,358	\$10,636	\$1,441	\$0	\$2,000	\$0
Geneseo (Village)	\$0	\$39,029	\$11,312	\$45,268	\$13,202	\$16,479	\$0	\$0	\$0
Groveland (Town)	\$0	\$74,405	\$0	\$6,735	\$2,239	\$556	\$170	\$0	\$0
Leicester (Town)	\$0	\$68,800	\$0	\$0	\$1,330	\$0	\$0	\$6,066	\$8,000
Leicester (Village)	\$0	\$9,786	\$0	\$0	\$0	\$0	\$0	\$0	\$0
Lima (Town)	\$0	\$93,118	\$0	\$0	\$2,370	\$0	\$0	\$355	\$0
Lima (Village)	\$0	\$46,576	\$13,502	\$0	\$2,420	\$0	\$0	\$7,174	\$2,500
Livonia (Town)	\$0	\$181,996	\$0	\$6,116	\$3,592	\$0	\$0	\$31	\$0
Livonia (Village)	\$0	\$0	\$0	\$3,106	\$5,851	\$0	\$0	\$0	\$0
Mount Morris (Town)	\$0	\$19,439	\$0	\$4,803	\$578	\$0	\$11,363	\$61,261	\$215
Mount Morris (Village)	\$0	\$9,271	\$12,428	\$9,262	\$2,695	\$0	\$0	\$0	\$0
North Dansville (Town)	\$0	\$2,400	\$0	\$4,008	\$1,943	\$784	\$0	\$2,793	\$0
Dansville (Village)	\$0	\$38,969	\$32,603	\$173,769	\$4,748	\$0	\$0	\$28,722	\$1,973
Nunda (Town)	\$0	\$35,200	\$0	\$8,247	\$3,425	\$0	\$353	\$0	\$0
Nunda (Village)	\$0	\$22,017	\$0	\$9,880	\$14,803	\$0	\$0	\$5	\$0
Ossian (Town)	\$0	\$9,672	\$0	\$0	\$532	\$0	\$57	\$0	\$0
Portage (Town)	\$0	\$18,616	\$0	\$1,580	\$2,395	\$0	\$34	\$0	\$0
Sparta (Town)	\$0	\$45,672	\$0	\$0	\$763	\$0	\$123	\$6,614	\$0
Springwater (Town)	\$0	\$0	\$0	\$11,076	\$2,647	\$0	\$0	\$100	\$0
West Sparta (Town)	\$0	\$38,550	\$0	\$2,698	\$2,354	\$0	\$120	\$8,424	\$0
York (Town)	\$0	\$110,570	\$0	\$12,584	\$3,287	\$0	\$891	\$0	\$0
Livingston County	\$0	\$11,716	\$20,984	\$518,508	\$202,512	\$62,226	\$15,008,268	\$8,652,101	\$213,654

	Transportation			Economic Assistance			Culture - Recreation		
	Personal Services & Allocated Fringes	Contractual Services	Equipment & Capital Outlay	Personal Services & Allocated Fringes	Contractual Services	Equipment & Capital Outlay	Personal Services & Allocated Fringes	Contractual Services	Equipment & Capital Outlay
Avon (Town)	\$219,906	\$173,706	\$156,952	\$0	\$0	\$0	\$1,360	\$44,366	\$0
Avon (Village)	\$46,284	\$82,896	\$59,370	\$0	\$1,802	\$0	\$36,448	\$44,227	\$2,499
Caledonia (Town)	\$232,824	\$139,742	\$98,789	\$0	\$1,800	\$0	\$1,956	\$32,470	\$0
Caledonia (Village)	\$138,705	\$122,497	\$97,614	\$0	\$1,544	\$0	\$26,017	\$46,034	\$0
Conesus (Town)	\$293,977	\$277,596	\$258,843	\$0	\$1,000	\$0	\$2,769	\$48,600	\$0
Geneseo (Town)	\$311,824	\$165,879	\$138,671	\$0	\$600	\$0	\$19,956	\$24,526	\$545
Geneseo (Village)	\$176,601	\$154,596	\$83,815	\$0	\$0	\$0	\$41,527	\$34,001	\$7,550
Groveland (Town)	\$214,015	\$148,385	\$257,295	\$0	\$0	\$0	\$417	\$1,844	\$0
Leicester (Town)	\$253,792	\$220,998	\$26,440	\$0	\$522	\$0	\$1,281	\$9,419	\$0
Leicester (Village)	\$0	\$28,049	\$0	\$0	\$162	\$0	\$3,027	\$2,789	\$0
Lima (Town)	\$184,341	\$169,792	\$96,985	\$0	\$1,600	\$0	\$61,408	\$61,263	\$9,605
Lima (Village)	\$35,827	\$46,373	\$45,137	\$0	\$0	\$0	\$6,930	\$6,955	\$0
Livonia (Town)	\$331,899	\$438,732	\$123,586	\$0	\$7,250	\$0	\$114,270	\$95,059	\$9,910
Livonia (Village)	\$68,685	\$103,953	\$0	\$0	\$1,500	\$0	\$1,837	\$6,816	\$11,094
Mount Morris (Town)	\$227,354	\$267,212	\$324,209	\$0	\$1,336	\$0	\$1,464	\$3,564	\$0
Mount Morris (Village)	\$196,202	\$232,585	\$0	\$0	\$3,598	\$0	\$20,367	\$32,109	\$0
North Dansville (Town)	\$114,954	\$90,875	\$159,213	\$0	\$618	\$0	\$1,336	\$2,051	\$0
Dansville (Village)	\$262,344	\$152,987	\$205,475	\$0	\$0	\$0	\$29,449	\$2,794	\$0
Nunda (Town)	\$213,079	\$166,970	\$81,017	\$0	\$1,250	\$0	\$766	\$4,359	\$0
Nunda (Village)	\$70,690	\$38,769	\$32,604	\$0	\$0	\$0	\$0	\$4,739	\$0
Ossian (Town)	\$137,835	\$214,341	\$0	\$0	\$0	\$0	\$113	\$124	\$0
Portage (Town)	\$150,024	\$138,697	\$5,555	\$0	\$0	\$0	\$568	\$1,329	\$0
Sparta (Town)	\$186,335	\$254,561	\$113,344	\$0	\$550	\$0	\$123	\$300	\$0
Springwater (Town)	\$316,462	\$312,213	\$35,157	\$0	\$957	\$0	\$2,816	\$4,223	\$0
West Sparta (Town)	\$147,580	\$118,986	\$127,384	\$0	\$0	\$0	\$355	\$1,521	\$0
York (Town)	\$241,728	\$165,877	\$35,346	\$0	\$900	\$0	\$995	\$9,167	\$0
Livingston County	\$1,564,096	\$4,715,797	\$266,046	\$6,316,123	\$26,698,268	\$103,739	\$90,107	\$187,219	\$3,462

	Utilities			Other Community Services		
	Personal Services & Allocated Fringes	Contractual Services	Equipment & Capital Outlay	Services & Allocated Fringes	Contractual Services	Equipment & Capital Outlay
Avon (Town)	\$81,851	\$333,243	\$4,317	\$10,177	\$2,268	\$0
Avon (Village)	\$432,617	\$260,837	\$1,579,941	\$27,996	\$584,378	\$102,283
Caledonia (Town)	\$10,114	\$8,495	\$0	\$16,144	\$19,789	\$0
Caledonia (Village)	\$78,939	\$82,814	\$2,269	\$10,372	\$111,499	\$0
Conesus (Town)	\$0	\$0	\$0	\$18,144	\$47,734	\$0
Geneseo (Town)	\$15,074	\$218,015	\$46,376	\$19,311	\$28,487	\$1,722
Geneseo (Village)	\$287,066	\$267,998	\$397,144	\$24,449	\$65,842	\$22,021
Groveland (Town)	\$0	\$2,480	\$0	\$1,181	\$10,347	\$0
Leicester (Town)	\$0	\$59,334	\$0	\$22,778	\$23,002	\$0
Leicester (Village)	\$18,615	\$73,300	\$73,361	\$822	\$130	\$0
Lima (Town)	\$0	\$17,851	\$0	\$35,144	\$17,131	\$500
Lima (Village)	\$123,569	\$188,075	\$0	\$1,936	\$35,020	\$0
Livonia (Town)	\$176,611	\$301,578	\$66,982	\$83,713	\$42,231	\$8,425
Livonia (Village)	\$0	\$38,101	\$12,036	\$0	\$74,589	\$0
Mount Morris (Town)	\$0	\$717	\$0	\$16,792	\$19,053	\$0
Mount Morris (Village)	\$200,189	\$187,295	\$426,141	\$11,928	\$177,264	\$0
North Dansville (Town)	\$0	\$0	\$0	\$0	\$3,072	\$0
Dansville (Village)	\$412,022	\$289,212	\$379,465	\$2,939	\$71,352	\$0
Nunda (Town)	\$0	\$0	\$0	\$3,540	\$5,706	\$0
Nunda (Village)	\$122,092	\$80,706	\$42,354	\$2,767	\$30,726	\$0
Ossian (Town)	\$0	\$0	\$0	\$0	\$0	\$0
Portage (Town)	\$0	\$0	\$0	\$0	\$13,386	\$0
Sparta (Town)	\$0	\$620	\$2,500	\$7,268	\$15,319	\$1,156
Springwater (Town)	\$6,548	\$13,086	\$0	\$2,910	\$10,181	\$0
West Sparta (Town)	\$0	\$0	\$0	\$4,432	\$6,903	\$0
York (Town)	\$105,654	\$299,648	\$144,343	\$10,589	\$24,979	\$0
Livingston County	\$402,448	\$231,412	\$2,546	\$213,319	\$522,468	\$2,870,726

Source: NYS Office of the State Comptroller

LAND USE

Building Permits

	Residential					Industrial				
	1998	1999	2000	2001	2002	1998	1999	2000	2001	2002
Avon (Town)	11	14	20	20	22	1	4	-	-	-
Avon (Village)	7	8	10	9	9	1	2	-	1	-
Caledonia (Town)	4	9	11	7	9	1	-	1	-	-
Caledonia (Village)	0	1	DNA	-	-	1	-	DNA	1	-
Conesus (Town)	19	23	14	21	14	-	-	-	-	-
Geneseo (Town)	14	31	37	21	15	-	-	-	-	-
Geneseo (Village)	7	21	17	15	8	-	-	-	-	-
Groveland (Town)	6	1	3	4	1	-	4	8	3	-
Leicester (Town)	3	9	11	13	5	-	-	-	-	-
Leicester (Village)	DNA	1	1	-	1	DNA	-	-	-	-
Lima (Town)	12	14	7	4	8	-	-	-	-	-
Lima (Village)	11	12	8	6	8	-	1	-	-	1
Livonia (Town)	39	23	24	27	30	-	-	-	-	3
Livonia (Village)	5	4	4	4	2	-	-	-	-	-
Mount Morris (Town)	DNA	4	DNA	DNA	6	DNA	-	DNA	DNA	-
Mount Morris (Village)	4	8	4	5	DNA	-	-	-	-	DNA
North Dansville (Town)	DNA	1	3	-	-	DNA	1	1	1	-
Dansville (Village)	DNA	1	2	1	5	DNA	1	-	-	-
Nunda (Town)	4	23	15	11	7	-	-	-	-	-
Nunda (Village)	2	3	1	3	1	-	-	-	3	-
Ossian (Town)	2	5	5	5	DNA	-	-	-	-	DNA
Portage (Town)	DNA	7	4	-	1	DNA	2	-	-	-
Sparta (Town)	DNA	-	DNA	DNA	DNA	DNA	-	DNA	DNA	DNA
Springwater (Town)	DNA	13	4	16	14	DNA	-	1	-	-
West Sparta (Town)	10	-	DNA	DNA	6	-	-	DNA	1	1
York (Town)	10	8	12	8	14	-	4	-	-	-
Livingston County	170	244	217	200	186	4	19	11	10	5

	Commercial					Community Service				
	1998	1999	2000	2001	2002	1998	1999	2000	2001	2002
Avon (Town)	2	1	1	1	-	-	1	1	-	-
Avon (Village)	1	-	-	-	1	-	-	1	-	-
Caledonia (Town)	-	-	-	-	-	-	-	-	-	-
Caledonia (Village)	-	-	DNA	-	-	-	-	DNA	-	-
Conesus (Town)	-	-	-	-	1	-	1	-	-	-
Geneseo (Town)	-	-	1	1	2	-	-	-	-	-
Geneseo (Village)	-	3	1	-	1	-	1	-	-	-
Groveland (Town)	-	-	1	-	-	-	-	-	-	-
Leicester (Town)	1	-	-	-	-	-	-	-	-	-
Leicester (Village)	DNA	-	-	-	-	-	-	-	-	-
Lima (Town)	-	-	1	-	-	-	-	-	1	-
Lima (Village)	1	-	-	-	-	-	-	-	-	-
Livonia (Town)	7	1	1	-	-	-	-	-	-	-
Livonia (Village)	-	-	-	-	-	-	-	-	-	-
Mount Morris (Town)	DNA	2	DNA	DNA	-	-	-	DNA	DNA	-
Mount Morris (Village)	-	4	-	-	DNA	-	-	-	-	DNA
North Dansville (Town)	DNA	-	1	1	-	-	-	-	-	-
Dansville (Village)	DNA	2	-	2	-	-	-	1	-	-
Nunda (Town)	4	1	1	-	1	-	-	3	-	-
Nunda (Village)	-	-	1	-	-	-	-	-	-	-
Ossian (Town)	-	-	-	-	DNA	-	-	-	-	DNA
Portage (Town)	DNA	-	-	-	-	-	-	-	-	-
Sparta (Town)	DNA	-	DNA	DNA	DNA	-	-	DNA	DNA	DNA
Springwater (Town)	DNA	-	1	2	-	-	-	-	-	
West Sparta (Town)	-	-	DNA	DNA	-	-	-	DNA	DNA	
York (Town)	1	-	-	-	2	1	-	-	-	
Livingston County	17	14	10	7	8	1	3	6	1	-

	Other				
	1998	1999		2001	2002
Avon (Town)	-	-	-	-	-
Avon (Village)	-	-	-	-	-
Caledonia (Town)	-	-	-	-	-
Caledonia (Village)	-	-	-	-	-
Conesus (Town)	-	-	-	-	-
Geneseo (Town)	3	-	-	-	-
Geneseo (Village)	-	-	-	-	-
Groveland (Town)	-	-	-	-	-
Leicester (Town)	13	-	-	-	-
Leicester (Village)	-	-	-	-	-
Lima (Town)	-	-	-	-	-
Lima (Village)	-	-	-	-	-
Livonia (Town)	1	-	-	-	-
Livonia (Village)	-	-	-	-	-
Mount Morris (Town)	-	-	-	-	-
Mount Morris (Village)	6	-	-	-	-
North Dansville (Town)	-	-	-	-	-
Dansville (Village)	-	-	-	-	-
Nunda (Town)	11	-	-	-	-
Nunda (Village)	-	-	-	-	-
Ossian (Town)	-	-	-	-	-
Portage (Town)	-	-	-	-	-
Sparta (Town)	-	-	-	-	-
Springwater (Town)	-	-	-	-	-
West Sparta (Town)	-	-	-	-	-
York (Town)	-	5	-	-	-
Livingston County	34	5	-		-

DNA - Data Not Available (municipality did not provide data)

Source: County & Municipal representatives, "Land Use Monitoring Reports" – G/FLRPC

Generalized Land Cover

1985

	Area (Square Miles)							
	Water	Urban	Forest	Field	Water	Urban	Forest	Field
Livingston County	10.30	1.04	256.30	372.89	1.61%	0.16%	40.01%	58.22%
Region	160.26	49.57	1,813.05	2,811.34	3.32%	1.03%	37.50%	58.15%

1999

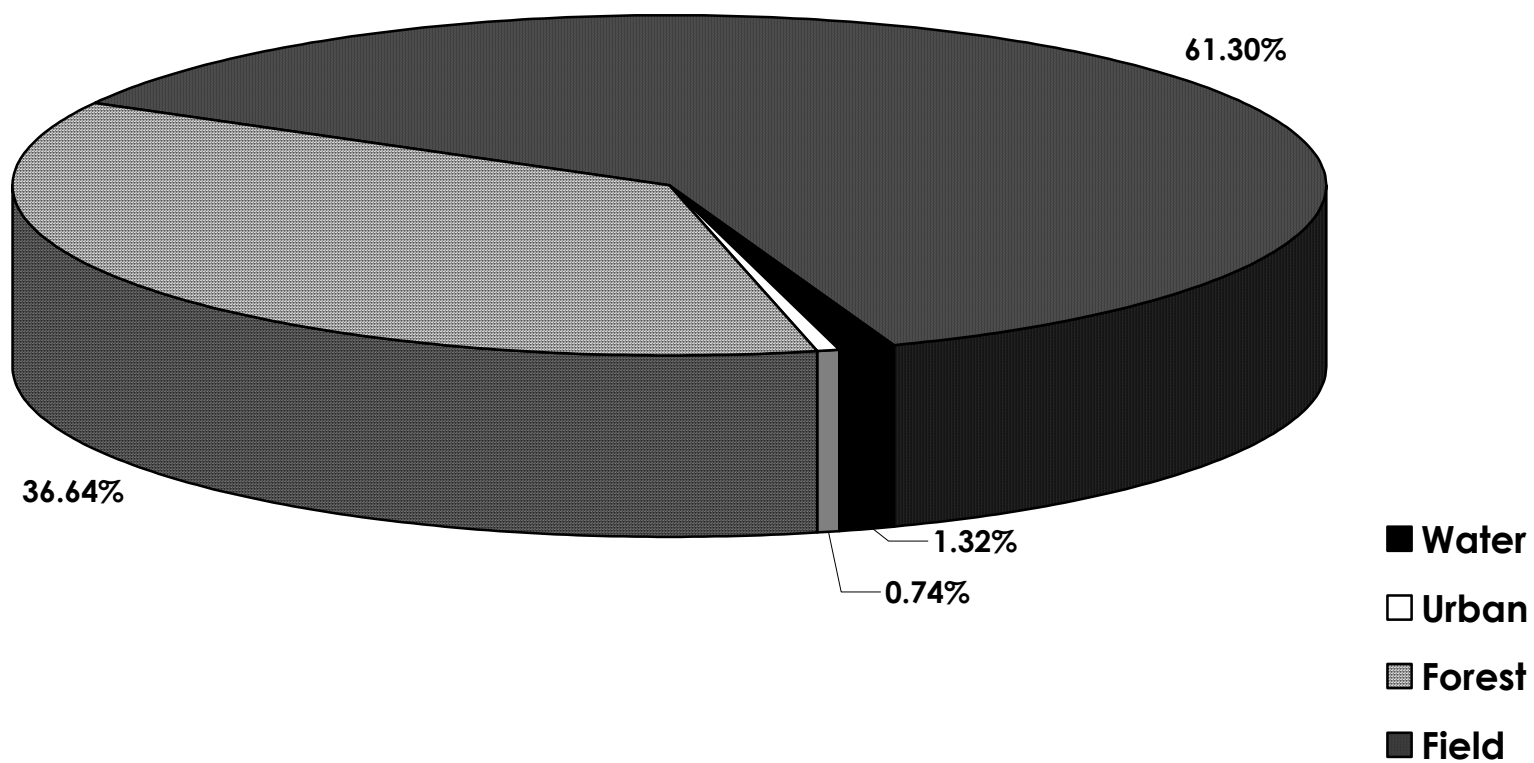
	Area (Square Miles)				Percent of Total Area			
	Water	Urban	Forest	Field	Water	Urban	Forest	Field
Livingston County	8.45	4.77	234.64	392.62	1.32%	0.74%	36.64%	61.30%
Region	156.41	87.66	1,732.59	2,857.56	3.24%	1.81%	35.84%	59.11%

Change in Land Cover from 1985 to 1999

	Change in Area (Square Miles)				Percent Change			
	Water	Urban	Forest	Field		Urban	Forest	Field
Livingston County	-1.85	3.73	-21.66	19.73	-17.96%	358.65%	-8.45%	5.29%
Region	-3.85	38.09	-80.46	46.22	-2.40%	76.84%	-4.44%	1.64%

Source: Genesee/Finger Lakes Regional Planning Council

Generalized Land Cover 1999



POPULATION & HOUSING

Median Household Income

	1990	2000
Avon (Town)	\$32,818	\$43,971
Avon (Village)	\$34,573	\$40,109
Avon (Town) excluding Village	\$31,339	\$47,083
Caledonia (Town)	\$34,720	\$46,359
Caledonia (Village)	\$33,317	\$44,309
Caledonia (Town) excluding Village	\$36,667	\$48,203
Conesus (Town)	\$35,609	\$48,200
Geneseo (Town)	\$28,654	\$40,660
Geneseo (Village)	\$22,334	\$30,438
Geneseo (Town) excluding Village	\$43,438	\$59,815
Groveland (Town)	\$33,523	\$46,797
Leicester (Town)	\$29,926	\$41,230
Leicester (Village)	\$42,813	\$43,750
Leicester (Town) excluding Village	\$28,494	\$40,931
Lima (Town)	\$35,754	\$48,774
Lima (Village)	\$33,534	\$41,646
Lima (Town) excluding Village	\$37,270	\$54,792
Livonia (Town)	\$34,885	\$51,197
Livonia (Village)	\$31,912	\$49,688
Livonia (Town) excluding Village	\$35,775	\$51,532
Mount Morris (Town)	\$25,818	\$32,813
Mount Morris (Village)	\$25,603	\$31,792
Mount Morris (Town) excluding Village	\$26,550	\$38,250
North Dansville (Town)	\$25,013	\$32,519
Dansville (Village)	\$25,728	\$32,903
North Dansville (Town) excluding Village	\$21,406	\$31,977
Nunda (Town)	\$27,722	\$40,665
Nunda (Village)	\$25,647	\$39,125
Nunda (Town) excluding Village	\$30,184	\$41,178

Median Household Income (continued)

	1990	2000
Ossian (Town)	\$32,386	\$46,563
Portage (Town)	\$25,129	\$32,500
Sparta (Town)	\$33,050	\$43,155
Springwater (Town)	\$30,931	\$43,059
West Sparta (Town)	\$29,630	\$40,789
York (Town)	\$34,519	\$43,229
Livingston County	\$30,981	\$42,066

Source: US Census Bureau

Occupancy

	Housing Units			
	Total		Occupied	
	1990		1990	2000
Avon (Town)	2,425	2,699	2,349	2,554
Avon (Village)	1,166	1,214	1,130	1,150
Avon (Town) excluding Village	1,259	1,485	1,219	1,404
Caledonia (Town)	1,656	1,750	1,609	1,671
Caledonia (Village)	910	938	889	901
Caledonia (Town) excluding Village	746	812	720	770
Conesus (Town)	1,000	963	776	850
Geneseo (Town)	2,548	2,663	2,294	2,487
Geneseo (Village)	1,635	1,768	1,584	1,702
Geneseo (Town) excluding Village	913	895	710	785
Groveland (Town)	716	648	589	554
Leicester (Town)	834	900	810	849
Leicester (Village)	138	193	138	180
Leicester (Town) excluding Village	696	707	672	669

Occupancy (continued)

	Housing Units			
	Total		Occupied	
	1990	2000	1990	2000
Lima (Town)	1,522	1,610	1,502	1,553
Lima (Village)	766	799	740	769
Lima (Town) excluding Village	756	811	762	784
Livonia (Town)	2,894	3,004	2,441	2,693
Livonia (Village)	567	558	549	533
Livonia (Town) excluding Village	2,327	2,446	1,892	2,160
Mount Morris (Town)	1,899	1,924	1,788	1,782
Mount Morris (Village)	1,409	1,412	1,333	1,307
Mount Morris (Town) excluding Village	490	512	455	475
North Dansville (Town)	2,489	2,514	2,358	2,320
Dansville (Village)	2,114	2,090	2,019	1,912
North Dansville (Town) excluding Village	375	424	339	408
Nunda (Town)	1,137	1,301	1,045	1,132
Nunda (Village)	513	547	484	501
Nunda (Town) excluding Village	624	754	561	631
Ossian (Town)	309	359	261	277
Portage (Town)	349	349	315	307
Sparta (Town)	584	638	550	599
Springwater (Town)	999	1,021	858	892
West Sparta (Town)	490	442	449	442
York (Town)	1,233	1,238	1,203	1,188
Livingston County	23,084	24,023	21,197	22,150

Source: U.S. Census Bureau

Year Structure Built

2000

	1939 or Earlier	1940 - 1949	1950 - 1959	1960 - 1969	1970 - 1979	1989	1990 - 1994	1995 - 1998	1999 - March 2000	Total	Median Year Built
Avon (Town)	1,004	93	304	328	395	297	89	130	59	2,699	1958
Avon (Village)	589	50	196	134	50	111	23	61	0	1,214	1944
Avon (Town) excluding Village	415	43	108	194	345	186	66	69	59	1,485	1969
Caledonia (Town)	607	73	117	220	217	378	87	40	11	1,750	1964
Caledonia (Village)	451	66	79	113	63	116	27	18	5	938	1943
Caledonia (Town) excluding Village	156	7	38	107	154	262	60	22	6	812	1976
Conesus (Town)	214	64	55	92	141	214	77	89	17	963	1974
Geneseo (Town)	898	106	111	438	362	357	146	225	20	2,663	1965
Geneseo (Village)	600	55	96	296	260	244	73	139	5	1,768	1964
Geneseo (Town) excluding Village	298	51	15	142	102	113	73	86	15	895	1966
Groveland (Town)	225	68	69	52	116	78	15	19	6	648	1954
Leicester (Town)	349	21	61	81	174	119	38	51	6	900	1962
Leicester (Village)	84	11	17	14	30	12	13	12	0	193	1951
Leicester (Town) excluding Village	265	10	44	67	144	107	25	39	6	707	1965
Lima (Town)	511	26	96	200	317	228	106	89	37	1,610	1969
Lima (Village)	296	12	34	96	106	131	46	63	15	799	1966
Lima (Town) excluding Village	215	14	62	104	211	97	60	26	22	811	1970
Livonia (Town)	859	116	359	331	230	517	342	228	22	3,004	1965
Livonia (Village)	231	20	64	54	44	88	38	15	4	558	1954
Livonia (Town) excluding Village	628	96	295	277	186	429	304	213	18	2,446	1967
Mount Morris (Town)	871	140	175	164	152	156	152	58	56	1,924	1947
Mount Morris (Village)	715	110	132	103	111	97	60	40	44	1,412	1939
Mount Morris (Town) excluding Village	156	30	43	61	41	59	92	18	12	512	1964
North Dansville (Town)	1,273	260	249	182	262	130	94	43	21	2,514	1939
Dansville (Village)	1,169	249	224	113	196	73	41	17	8	2,090	1939
North Dansville (Town) exc. Village	104	11	25	69	66	57	53	26	13	424	1970

Year Structure Built (continued)

2000

	1939 or Earlier	1949	1950 - 1959	1960 - 1969	1970 - 1979	1980 - 1989	1990 - 1994	1995 - 1998	1999 - March 2000	Total	Median Year Built
Nunda (Town)	641	51	51	82	139	140	102	59	36	1,301	1942
Nunda (Village)	363	13	39	31	18	29	43	7	4	547	1939
Nunda (Town) excluding Village	278	38	12	51	121	111	59	52	32	754	1970
Ossian (Town)	80	90	15	21	75	40	23	10	5	359	1956
Portage (Town)	157	17	14	28	47	43	24	17	2	349	1950
Sparta (Town)	221	22	30	55	128	94	56	21	11	638	1968
Springwater (Town)	291	34	28	113	167	222	86	54	26	1,021	1973
West Sparta (Town)	104	14	16	46	90	85	45	40	2	442	1975
York (Town)	545	57	61	147	215	135	8	53	17	1,238	1953
Livingston County	8,850	1,252	1,811	2,580	3,227	3,233	1,490	1,226	354	24,023	1960

Source: U.S. Census Bureau

Population

	Total Population			Change (1980 - 2000)	
	1980	1990	2000	Number	%
Avon (Town)	6,185	6,283	6,443	258	4.17%
Avon (Village)	3,006	2,995	2,977	-29	-0.96%
Avon (Town) excluding Village	3,179	3,288	3,466	287	9.03%
Caledonia (Town)	4,034	4,441	4,567	533	13.21%
Caledonia (Village)	2,188	2,262	2,327	139	6.35%
Caledonia (Town) excluding Village	1,846	2,179	2,240	394	21.34%
Conesus (Town)	1,970	2,196	2,353	383	19.44%
Geneseo (Town)	8,673	9,178	9,654	981	11.31%
Geneseo (Village)	6,746	7,187	7,579	833	12.35%
Geneseo (Town) excluding Village	1,927	1,991	2,075	148	7.68%

Population (continued)

	Total Population			Change (1980 - 2000)	
	1980	1990	2000	Number	%
Groveland (Town)	2,140	3,190	3,853	1,713	80.05%
Leicester (Town)	1,888	2,223	2,287	399	21.13%
Leicester (Village)	462	405	469	7	1.52%
Leicester (Town) excluding Village	1,426	1,818	1,818	392	27.49%
Lima (Town)	3,859	4,187	4,541	682	17.67%
Lima (Village)	2,025	2,165	2,459	434	21.43%
Lima (Town) excluding Village	1,834	2,022	2,082	248	13.52%
Livonia (Town)	5,742	6,804	7,286	1,544	26.89%
Livonia (Village)	1,238	1,434	1,373	135	10.90%
Livonia (Town) excluding Village	4,504	5,370	5,913	1,409	31.28%
Mount Morris (Town)	4,478	4,633	4,567	89	1.99%
Mount Morris (Village)	3,039	3,102	3,266	227	7.47%
Mount Morris (Town) excluding Village	1,439	1,531	1,301	-138	-9.59%
North Dansville (Town)	5,994	5,783	5,738	-256	-4.27%
Dansville (Village)	4,979	5,002	4,832	-147	-2.95%
North Dansville (Town) excluding Village	1,015	781	906	-109	-10.74%
Nunda (Town)	2,692	2,931	3,017	325	12.07%
Nunda (Village)	1,169	1,347	1,330	161	13.77%
Nunda (Town) excluding Village	1,523	1,584	1,687	164	10.77%
Ossian (Town)	667	797	751	84	12.59%
Portage (Town)	771	893	859	88	11.41%
Sparta (Town)	1,458	1,578	1,627	169	11.59%
Springwater (Town)	2,143	2,407	2,322	179	8.35%
West Sparta (Town)	1,100	1,335	1,244	144	13.09%
York (Town)	3,212	3,513	3,219	7	0.22%
Livingston County	57,006	62,372	64,328	7,322	12.84%

Source: US Census Bureau

Population Projections

	Population				
	Census 2000	Projected			
		2010	2020	2030	2040
Avon (Town)	6,443	6,685	6,829	6,947	7,056
Avon (Village)	2,977	2,987	2,999	3,017	3,038
Avon (Town) excluding Village	3,466	3,698	3,830	3,930	4,018
Caledonia (Town)	4,567	4,698	4,817	4,912	4,994
Caledonia (Village)	2,327	2,370	2,411	2,442	2,469
Caledonia (Town) excluding Village	2,240	2,328	2,406	2,470	2,525
Conesus (Town)	2,353	2,456	2,546	2,621	2,686
Geneseo (Town)	9,654	10,064	10,424	10,720	10,977
Geneseo (Village)	7,579	7,907	8,195	8,432	8,637
Geneseo (Town) excluding Village	2,075	2,157	2,229	2,288	2,340
Groveland (Town)	3,853	3,941	4,023	4,088	4,142
Leicester (Town)	2,287	2,353	2,411	2,459	2,500
Leicester (Village)	469	479	488	495	501
Leicester (Town) excluding Village	1,818	1,874	1,923	1,964	1,999
Lima (Town)	4,541	4,657	4,763	4,846	4,919
Lima (Village)	2,459	2,512	2,562	2,600	2,634
Lima (Town) excluding Village	2,082	2,145	2,201	2,246	2,285
Livonia (Town)	7,286	7,600	7,765	7,950	8,108
Livonia (Village)	1,373	1,386	1,400	1,410	1,418
Livonia (Town) excluding Village	5,913	6,214	6,365	6,540	6,690
Mount Morris (Town)	4,567	4,570	4,598	4,622	4,649
Mount Morris (Village)	3,112	3,131	3,154	3,168	3,180
Mount Morris (Town) excluding Village	1,455	1,439	1,444	1,454	1,469
North Dansville (Town)	5,738	5,718	5,710	5,699	5,684
Dansville (Village)	4,832	4,788	4,759	4,729	4,700
North Dansville (Town) excluding Village	906	930	951	970	984

Population Projections (continued)

	Population				
	Census 2000	Projected			
		2010	2020	2030	2040
Nunda (Town)	3,017	3,086	3,149	3,198	3,241
Nunda (Village)	1,330	1,348	1,365	1,378	1,389
Nunda (Town) excluding Village	1,687	1,738	1,784	1,820	1,852
Ossian (Town)	751	740	754	770	789
Portage (Town)	859	872	885	895	903
Sparta (Town)	1,627	1,679	1,725	1,763	1,795
Springwater (Town)	2,322	2,315	2,313	2,309	2,303
West Sparta (Town)	1,244	1,255	1,266	1,275	1,281
York (Town)	3,219	3,290	3,355	3,407	3,451
Livingston County	64,328	65,979	67,333	68,481	69,478

Sources: US Census Bureau, G/FLRPC

Population by Age Cohort

2000

	Under 5	5 to 9	10 to 14	15 to 17	18 & 19	20	21	22 to 24	25 to 29	30 to 34	35 to 39	40 to 44	45 to 49	50 to 54	55 to 59	60 & 61	62 to 64	65 & 66	67 to 69	70 to 74	75 to 79	80 to 84	85 & over	Total
Avon (Town)	400	449	538	300	141	50	39	165	357	473	591	521	514	452	295	116	186	105	128	216	169	128	110	6,443
Avon (Village)	172	233	273	151	63	21	19	79	168	217	262	244	237	169	113	40	77	31	57	115	84	72	80	2,977
Avon (Town) exc. Village	228	216	265	149	78	29	20	86	189	256	329	277	277	283	182	76	109	74	71	101	85	56	30	3,466
Caledonia (Town)	313	328	385	256	107	60	37	120	230	306	433	428	341	296	251	76	106	67	103	122	96	62	44	4,567
Caledonia (Village)	158	156	191	133	49	30	21	69	118	138	197	222	183	139	119	44	61	34	51	71	68	45	30	2,327
Caledonia (Town) exc. Village	155	172	194	123	58	30	16	51	112	168	236	206	158	157	132	32	45	33	52	51	28	17	14	2,240
Conesus (Town)	123	164	218	139	69	22	16	40	121	155	227	226	221	180	106	47	54	36	43	61	46	21	18	2,353

Population by Age Cohort (continued)

	Under 5	5 to 9	10 to 14	15 to 17	18 & 19	20	21	to 24	25 to 29	30 to 34	35 to 39	40 to 44	45 to 49	50 to 54	55 to 59	60 & 61	62 to 64	65 & 66	67 to 69	70 to 74	75 to 79	80 to 84	85 & over	Total
Geneseo (Town)	292	298	331	223	1,954	1,090	1,124	781	327	314	408	419	410	360	298	93	116	82	123	176	166	115	154	9,654
Geneseo (Village)	177	164	175	136	1,911	1,068	1,112	720	227	177	209	210	233	197	163	45	64	49	80	123	127	86	126	7,579
Geneseo (Town) exc. Village	115	134	156	87	43	22	12	61	100	137	199	209	177	163	135	48	52	33	43	53	39	29	28	2,075
Groveland (Town)	62	127	111	82	50	25	56	271	486	538	593	470	334	252	120	42	39	20	53	44	50	24	4	3,853
Leicester (Town)	147	153	197	105	59	22	31	57	130	173	180	192	183	142	118	35	62	53	62	75	50	36	25	2,287
Leicester (Village)	24	31	42	15	8	1	8	8	23	33	42	39	32	30	26	10	14	13	13	27	14	12	4	469
Leicester (Town) exc. Village	123	122	155	90	51	21	23	49	107	140	138	153	151	112	92	25	48	40	49	48	36	24	21	1,818
Lima (Town)	205	315	352	207	209	116	94	179	215	310	383	401	351	337	231	64	105	53	78	118	91	65	62	4,541
Lima (Village)	119	161	166	109	162	95	78	131	150	178	190	206	163	142	114	42	48	23	35	57	41	28	21	2,459
Lima (Town) exc. Village	86	154	186	98	47	21	16	48	65	132	193	195	188	195	117	22	57	30	43	61	50	37	41	2,082
Livonia (Town)	499	610	646	386	142	54	57	175	346	492	694	718	603	487	379	118	160	92	114	190	135	92	97	7,286
Livonia (Village)	104	114	124	78	26	8	15	42	84	91	123	114	129	76	59	13	29	10	28	27	33	23	23	1,373
Livonia (Town) exc. Village	395	496	522	308	116	46	42	133	262	401	571	604	474	411	320	105	131	82	86	163	102	69	74	5,913
Mount Morris (Town)	270	302	329	223	107	53	52	165	256	279	391	362	357	294	223	63	89	57	97	159	142	137	160	4,567
Mt. Morris (Village)	202	226	212	140	77	43	35	136	190	195	270	239	231	207	136	39	65	37	67	130	122	118	149	3,266
Mt. Morris (Town) exc. Village	68	76	117	83	30	10	17	29	66	84	121	123	126	87	87	24	24	20	30	29	20	19	11	1,301
North Dansville (Town)	372	409	416	285	150	61	52	195	294	342	428	486	430	374	265	76	132	112	151	237	217	146	108	5,738
Dansville (Village)	334	358	351	248	137	56	48	181	274	298	355	401	358	310	209	55	98	86	109	183	175	117	91	4,832
N. Dansville (Town) exc. Village	38	51	65	37	13	5	4	14	20	44	73	85	72	64	56	21	34	26	42	54	42	29	17	906
Nunda (Town)	226	227	235	153	69	28	28	95	170	211	240	254	225	188	158	60	57	45	63	97	72	65	51	3,017
Nunda (Village)	97	112	109	73	29	15	10	40	73	96	109	119	81	64	67	28	27	23	26	34	35	33	30	1,330
Nunda (Town) exc. Village	129	115	126	80	40	13	18	55	97	115	131	135	144	124	91	32	30	22	37	63	37	32	21	1,687
Ossian (Town)	39	55	65	38	21	6	3	21	48	47	62	68	78	44	41	13	20	12	14	20	18	13	5	751
Portage (Town)	62	74	80	48	18	10	10	21	44	66	52	82	68	64	40	9	18	22	12	19	25	10	5	859
Sparta (Town)	82	129	121	77	25	14	6	37	82	99	142	152	118	141	113	43	42	25	43	56	39	28	13	1,627
Springwater (Town)	129	172	187	115	52	22	16	48	115	131	214	247	207	195	129	48	40	37	42	71	50	40	15	2,322
West Sparta (Town)	84	94	77	67	33	10	13	40	71	92	103	115	106	98	68	19	16	23	29	31	30	12	13	1,244
York (Town)	200	231	264	165	66	26	28	91	168	202	298	316	255	223	176	60	84	41	68	107	70	44	36	3,219
Livingston County	3,505	4,137	4,552	2,869	3,272	1,669	1,662	2,501	3,460	4,230	5,439	5,457	4,801	4,127	3,011	982	1,326	882	1,223	1,799	1,466	1,038	920	64,328

Source: US Census Bureau

Population Density

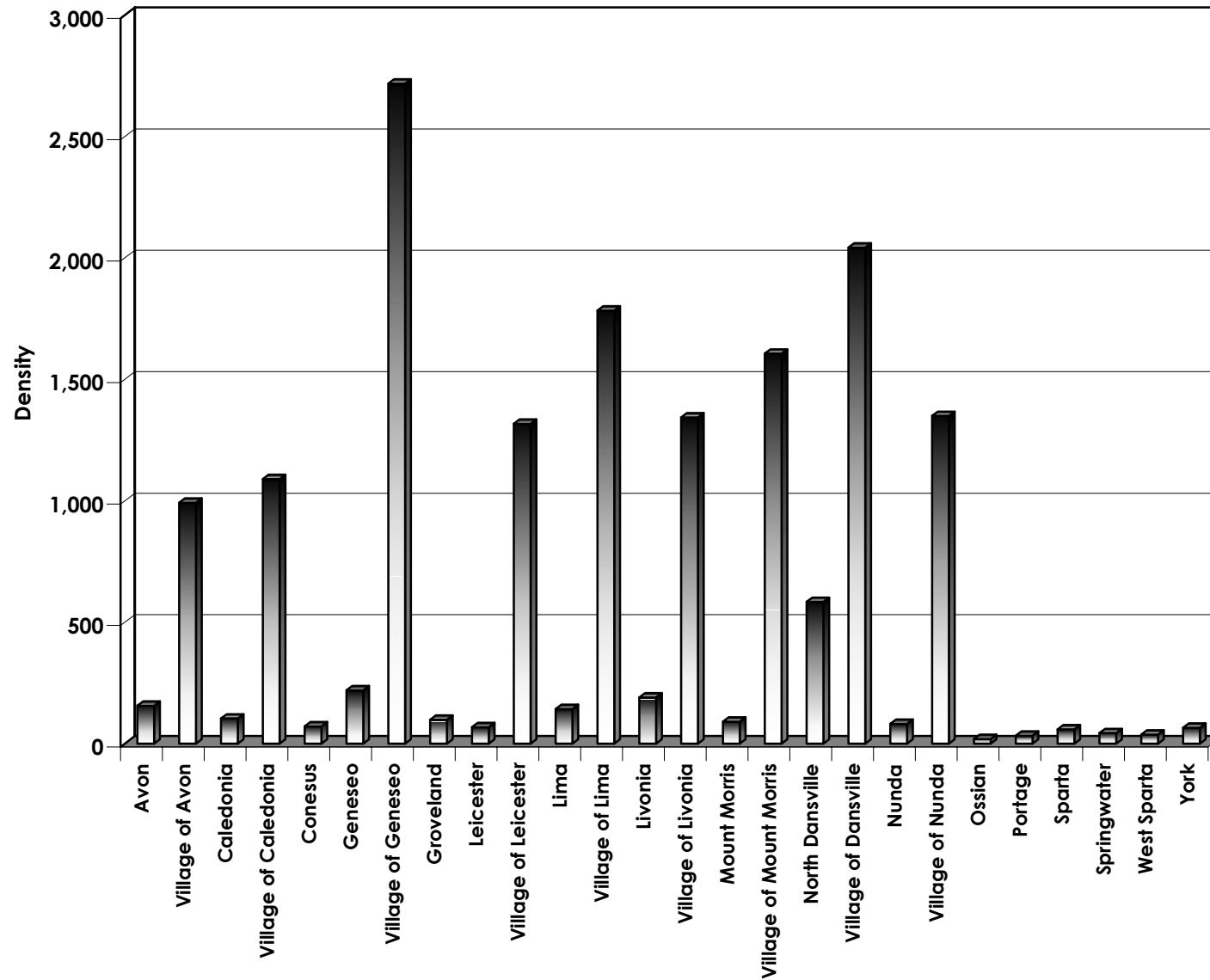
	1990			2000		
	Population	Land Area (Sq. Miles)	Density (per Sq. Mile)	Population	Land Area (Sq. Miles)	Density (per Sq. Mile)
Avon (Town)	6,283	41.16	152.65	6,443	41.16	156.54
Avon (Village)	2,995	2.85	1,050.88	2,977	3.00	992.33
Avon (Town) excluding Village	3,288	38.31	85.83	3,466	38.16	90.83
Caledonia (Town)	4,441	44.12	100.66	4,567	44.12	103.51
Caledonia (Village)	2,262	2.14	1,057.01	2,327	2.14	1,087.38
Caledonia (Town) excluding Village	2,179	41.98	51.91	2,240	41.98	53.36
Conesus (Town)	2,196	32.92	66.71	2,353	32.92	71.48
Geneseo (Town)	9,178	43.96	208.78	9,654	43.96	219.61
Geneseo (Village)	7,187	2.70	2,661.85	7,579	2.79	2,716.49
Geneseo (Town) excluding Village	1,991	41.26	48.25	2,075	41.17	50.40
Groveland (Town)	3,190	39.17	81.44	3,853	39.17	98.37
Leicester (Town)	2,223	33.52	66.32	2,287	33.52	68.23
Leicester (Village)	405	0.32	1,265.63	469	0.36	1,302.78
Leicester (Town) excluding Village	1,818	33.20	54.76	1,818	33.16	54.83
Lima (Town)	4,187	31.90	131.25	4,541	31.90	142.35
Lima (Village)	2,165	1.38	1,568.84	2,459	1.38	1,781.88
Lima (Town) excluding Village	2,022	30.52	66.25	2,082	30.52	68.22
Livonia (Town)	6,804	38.29	177.70	7,286	38.29	190.28
Livonia (Village)	1,434	1.02	1,405.88	1,373	1.02	1,346.08
Livonia (Town) excluding Village	5,370	37.27	144.08	5,913	37.27	158.65
Mount Morris (Town)	4,633	50.68	91.42	4,567	50.68	90.11
Mount Morris (Village)	3,102	2.03	1,528.08	3,266	2.03	1,608.87
Mount Morris (Town) excluding Village	1,531	48.65	31.47	1,301	48.65	26.74
North Dansville (Town)	5,783	9.83	588.30	5,738	9.83	583.72
Dansville (Village)	5,002	2.32	2,156.03	4,832	2.37	2,038.82
North Dansville (Town) excluding Village	781	7.51	103.99	906	7.46	121.45
Nunda (Town)	2,931	37.06	79.09	3,017	37.06	81.41
Nunda (Village)	1,347	0.94	1,432.98	1,330	0.99	1,343.43
Nunda (Town) excluding Village	1,584	36.12	43.85	1,687	36.07	46.77

Population Density (continued)

	1990			2000		
	Population	Land Area (Sq. Miles)	Density (per Sq. Mile)	Population	Land Area (Sq. Miles)	Density (per Sq. Mile)
Ossian (Town)	797	39.64	20.11	751	39.64	18.95
Portage (Town)	893	26.37	33.86	859	26.37	32.57
Sparta (Town)	1,578	27.74	56.89	1,627	27.74	58.65
Springwater (Town)	2,407	53.27	45.18	2,322	53.27	43.59
West Sparta (Town)	1,335	33.44	39.92	1,244	33.44	37.20
York (Town)	3,513	49.06	71.61	3,219	49.06	65.61
Livingston County	62,372	632.13	98.67	64,328	632.13	101.76

Source: US Census Bureau

Population Density (per Square Mile)



Population by Industry

Industry	Workers	
	1990	2000
Agriculture, Forestry, Fisheries	1,164	877
Mining	158	68
Construction	1,917	2,208
Manufacturing	6,432	5,005
Transportation	1,106	1,107
Communications and Utilities	536	1,032
Wholesale Trade	933	968
Retail Trade	5,230	3,688
Finance, Insurance and Real Estate	926	896
Business Repair Services	951	1,172
Personal Services	700	662
Entertainment and Recreation	283	316
Health Services	2,370	3,499
Educational Services	4,165	4,527
Other Professional Services	1,757	1,383
Public Administration	1,314	1,239
Food Service & Accommodation	-	1,903
Livingston County	29,942	30,550

Universe: Workers 16 years of age or older

Source: US Census Bureau

Educational Attainment (persons 25 years and older)

	Total	Less than 9th grade	9th to 12th grade (no diploma)	High School graduate (includes equivalency)	Some college, no degree	Associate's degree	Bachelor's degree	Graduate of Professional degree
Avon (Town)	4,581	83	422	1,392	1,034	498	681	471
Avon (Village)	1,978	11	160	518	463	236	383	207
Avon (Town) excluding Village	2,603	72	262	874	571	262	298	264
Caledonia (Town)	2,965	84	214	1,124	658	377	336	172
Caledonia (Village)	1,504	41	107	545	285	219	202	105
Caledonia (Town) excluding Village	1,461	43	107	579	373	158	134	67
Conesus (Town)	1,506	37	126	546	354	193	174	76
Geneseo (Town)	3,385	158	307	668	517	298	628	809
Geneseo (Village)	2,110	152	219	375	254	149	378	583
Geneseo (Town) excluding Village	1,275	6	88	293	263	149	250	226
Groveland (Town)	3,054	440	1,224	727	260	132	163	108
Leicester (Town)	1,516	82	246	605	246	97	155	85
Leicester (Village)	338	18	39	93	85	30	49	24
Leicester (Town) excluding Village	1,178	64	207	512	161	67	106	61
Lima (Town)	2,886	98	204	789	612	383	481	319
Lima (Village)	1,454	55	64	378	351	187	283	136
Lima (Town) excluding Village	1,432	43	140	411	261	196	198	183
Livonia (Town)	4,735	87	304	1,359	1,000	757	764	464
Livonia (Village)	862	14	40	265	194	120	140	89
Livonia (Town) excluding Village	3,873	73	264	1,094	806	637	624	375
Mount Morris (Town)	3,023	220	587	1,168	506	167	224	151
Mount Morris (Village)	2,144	167	416	785	362	122	175	117
Mount Morris (Town) excluding Village	879	53	171	383	144	45	49	34
North Dansville (Town)	3,786	178	527	1,389	971	243	300	178
Dansville (Village)	3,116	139	422	1,122	840	188	258	147
North Dansville (Town) excluding Village	670	39	105	267	131	55	42	31

Educational Attainment (continued)

	Total	Less than 9th grade	9th to 12th grade (no diploma)	High School graduate (includes equivalency)	Some college, no degree	Associate's degree	Bachelor's degree	Professional degree
Nunda (Town)	1,925	81	230	869	324	185	135	101
Nunda (Village)	845	33	78	397	165	75	57	40
Nunda (Town) excluding Village	1,080	48	152	472	159	110	78	61
Ossian (Town)	529	25	54	234	104	60	35	17
Portage (Town)	567	26	85	310	87	21	24	14
Sparta (Town)	1,143	41	118	530	181	128	80	65
Springwater (Town)	1,640	46	258	677	263	181	142	73
West Sparta (Town)	805	26	138	350	139	77	40	35
York (Town)	2,089	63	259	820	353	325	193	76
Livingston County	40,135	1,775	5,303	13,557	7,609	4,122	4,555	3,214

Source: US Census Bureau

Poverty Status by Age

1990

	Under 5	5	6 to 11	12 to 17	18 to 64	65 to 74	75 & Over	Total
Avon (Town)	9	0	26	16	111	42	59	263
Avon (Village)	9	0	8	6	52	32	24	131
Avon (Town) excluding Village	0	0	18	10	59	10	35	132
Caledonia (Town)	9	0	0	7	64	16	11	107
Caledonia (Village)	9	0	0	5	32	5	9	60
Caledonia (Town) excluding Village	0	0	0	2	32	11	2	47
Conesus (Town)	10	4	9	13	74	8	2	120

Poverty Status by Age (continued)

1990

	Under 5	5	6 to 11	12 to 17	18 to 64	65 to 74	75 & Over	
Geneseo (Town)	59	6	23	39	1,150	52	24	1,353
Geneseo (Village)	52	6	15	11	1,091	44	24	1,243
Geneseo (Town) excluding Village	7	0	8	28	59	8	0	110
Groveland (Town)	2	1	14	7	48	1	6	79
Leicester (Town)	20	2	16	13	85	6	0	142
Leicester (Village)	3	0	0	2	17	0	0	22
Leicester (Town) excluding Village	17	2	16	11	68	6	0	120
Lima (Town)	18	4	7	12	105	42	28	216
Lima (Village)	9	4	7	12	69	6	12	119
Lima (Town) excluding Village	9	0	0	0	36	36	16	97
Livonia (Town)	62	3	77	33	185	23	11	394
Livonia (Village)	11	3	0	5	35	7	11	72
Livonia (Town) excluding Village	51	0	77	28	150	16	0	322
Mount Morris (Town)	60	6	59	70	231	20	19	465
Mount Morris (Village)	60	0	47	59	181	20	13	380
Mount Morris (Town) excluding Village	0	6	12	11	50	0	6	85
North Dansville (Town)	96	0	50	63	347	18	23	597
Dansville (Village)	80	0	50	63	297	18	16	524
North Dansville (Town) excluding Village	16	0	0	0	50	0	7	73
Nunda (Town)	37	15	42	44	146	20	36	340
Nunda (Village)	24	15	38	19	83	11	16	206
Nunda (Town) excluding Village	13	0	4	25	63	9	20	134
Ossian (Town)	7	3	9	7	29	0	2	57
Portage (Town)	8	2	13	1	42	5	2	73
Sparta (Town)	17	2	16	6	45	4	10	100
Springwater (Town)	24	10	25	27	99	10	12	207
West Sparta (Town)	21	4	9	2	52	5	12	105
York (Town)	0	0	43	18	119	11	17	208
Livingston County	459	62	438	378	2,932	283	274	4,826

Poverty Status by Age (continued)

2000

	Under 5	5	6 to 11	12 to 17	18 to 64	65 to 74	75 & Over	Total
Avon (Town)	45	0	49	49	252	35	12	442
Avon (Village)	24	0	27	22	121	14	12	220
Avon (Town) excluding Village	21	0	22	27	131	21	0	222
Caledonia (Town)	41	4	17	39	122	4	0	227
Caledonia (Village)	18	0	6	23	70	4	0	121
Caledonia (Town) excluding Village	23	4	11	16	52	0	0	106
Conesus (Town)	7	0	11	24	69	0	8	119
Geneseo (Town)	64	13	19	54	1,731	26	5	1,912
Geneseo (Village)	64	13	5	54	1,689	26	5	1,856
Geneseo (Town) excluding Village	0	0	14	0	42	0	0	56
Groveland (Town)	8	3	25	19	69	0	2	126
Leicester (Town)	21	7	16	2	128	4	9	187
Leicester (Village)	7	7	13	0	31	0	5	63
Leicester (Town) excluding Village	14	0	3	2	97	4	4	124
Lima (Town)	5	6	13	18	115	20	6	183
Lima (Village)	5	6	8	0	72	9	6	106
Lima (Town) excluding Village	0	0	5	18	43	11	0	77
Livonia (Town)	66	0	52	29	214	18	5	384
Livonia (Village)	7	0	30	8	30	2	5	82
Livonia (Town) excluding Village	59	0	22	21	184	16	0	302
Mount Morris (Town)	85	0	46	73	293	28	42	567
Mount Morris (Village)	70	0	46	51	221	19	32	439
Mount Morris (Town) excluding Village	15	0	0	22	72	9	10	128
North Dansville (Town)	111	9	101	17	516	42	80	876
Dansville (Village)	111	9	84	17	507	24	66	818
North Dansville (Town) excluding Village	0	0	17	0	9	18	14	58
Nunda (Town)	32	3	29	42	149	6	12	273
Nunda (Village)	30	3	29	15	80	6	5	168
Nunda (Town) excluding Village	2	0	0	27	69	0	7	105

Poverty Status by Age (continued)

2000

	Under 5	5		12 to 17	18 to 64	65 to 74	75 & Over	Total
Ossian (Town)	0	0	5	15	22	5	3	50
Portage (Town)	10	0	14	14	71	7	3	119
Sparta (Town)	22	4	18	25	89	4	3	165
Springwater (Town)	31	3	0	40	119	19	13	225
West Sparta (Town)	10	0	7	13	70	2	5	107
York (Town)	0	0	0	0	38	18	0	56
Livingston County	558	52	422	473	4,067	238	208	6,018

Source: US Census Bureau

PUBLIC SAFETY

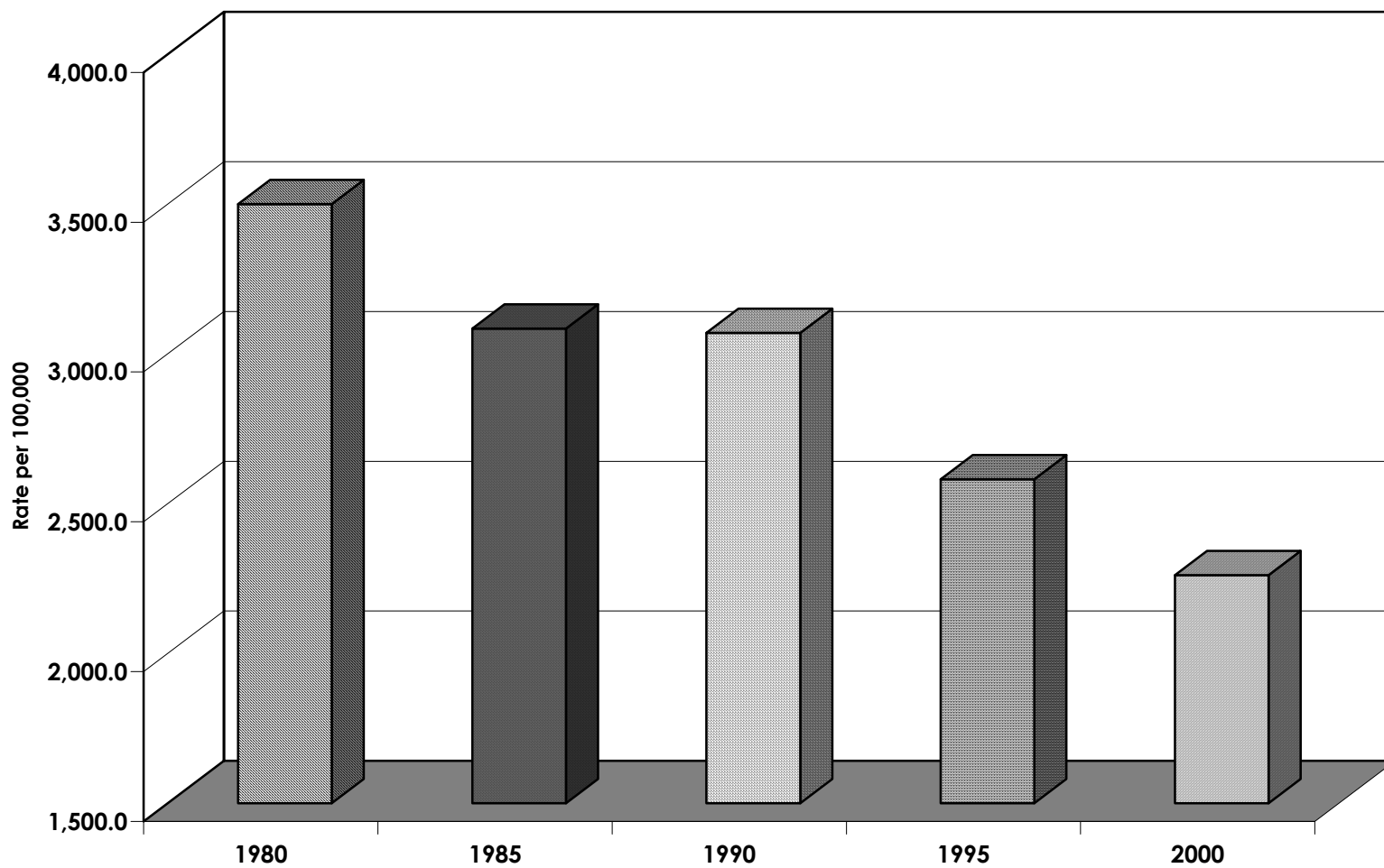
Crime

1980	1985		1995	2000
------	------	--	------	------

Reported Crimes					
Population	56,970	58,657	62,372	64,849	68,673
Index Crimes (Total)	1,994	1,809	1,915	1,674	1,553
Rate per 100,000	3,500.1	3,084.0	3,070.3	2,581.4	2,260.0

Source: NYS Division of Criminal Justice Services

Reported Crime Rate



TRANSPORTATION

Journey to Work

by County (1980, 1990, 2000)

County of Residence	County of Work	Workers		
		1980	1990	2000
Livingston	Livingston	15,631	15,395	15,522
	Monroe	6,056	9,848	10,713
	Ontario	224	635	1,154
	Steuben	417	682	714
	Genesee, NY	439	521	549
	Wyoming, NY	326	582	469
	Elsewhere	312	1,236	651

by Minor Civil Division (2000)

Residence MCD	Workplace MCD	Workers
		2000
Avon	Avon town Livingston Co. NY	904
	Rochester city Monroe Co. NY	583
	Henrietta town Monroe Co. NY	430
	Brighton town Monroe Co. NY	115
	Gates town Monroe Co. NY	109
	Geneseo town Livingston Co. NY	89
	Caledonia town Livingston Co. NY	76
	Livonia town Livingston Co. NY	73
	Greece town Monroe Co. NY	49
	Mendon town Monroe Co. NY	49
	Victor town Ontario Co. NY	47
	Lima town Livingston Co. NY	46
	Perinton town Monroe Co. NY	45
	Le Roy town Genesee Co. NY	44

**Avon
(continued)**

Mount Morris town Livingston Co. NY	42
Pavilion town Genesee Co. NY	34
York town Livingston Co. NY	34
Chili town Monroe Co. NY	33
Penfield town Monroe Co. NY	32
Pittsford town Monroe Co. NY	32
Wheatland town Monroe Co. NY	32
North Dansville town Livingston Co. NY	31
Farmington town Ontario Co. NY	26
Irondequoit town Monroe Co. NY	24
Leicester town Livingston Co. NY	24
Webster town Monroe Co. NY	22
Groveland town Livingston Co. NY	20
Richmond town Ontario Co. NY	20
Riga town Monroe Co. NY	17
East Bloomfield town Ontario Co. NY	15
Hamburg town Erie Co. NY	12
West Bloomfield town Ontario Co. NY	12
Canandaigua city Ontario Co. NY	11
Portage town Livingston Co. NY	11
Arcadia town Wayne Co. NY	9
Ithaca city Tompkins Co. NY	9
CANADA	8
Conesus town Livingston Co. NY	8
Batavia town Genesee Co. NY	7
Elba town Genesee Co. NY	7
Ontario town Wayne Co. NY	7
Canandaigua town Ontario Co. NY	6
Elmira city Chemung Co. NY	6
Ogden town Monroe Co. NY	6
Rush town Monroe Co. NY	6
Tonawanda city Erie Co. NY	6
East Rochester town Monroe Co. NY	5

Caledonia	Caledonia town Livingston Co. NY	479
	Rochester city Monroe Co. NY	388
	Henrietta town Monroe Co. NY	365
	Chili town Monroe Co. NY	133
	Wheatland town Monroe Co. NY	123
	Gates town Monroe Co. NY	92
	Le Roy town Genesee Co. NY	81
	Avon town Livingston Co. NY	72
	Greece town Monroe Co. NY	56
	Brighton town Monroe Co. NY	52
	Riga town Monroe Co. NY	37
	Ogden town Monroe Co. NY	35
	Geneseo town Livingston Co. NY	32
	Livonia town Livingston Co. NY	29
	Perinton town Monroe Co. NY	29
	Webster town Monroe Co. NY	26
	Victor town Ontario Co. NY	20
	East Rochester town Monroe Co. NY	19
	Pittsford town Monroe Co. NY	16
	Mount Morris town Livingston Co. NY	15
	Potter Co. TX	14
	Sweden town Monroe Co. NY	14
	Batavia city Genesee Co. NY	13
	Nunda town Livingston Co. NY	13
	Bergen town Genesee Co. NY	11
	North Dansville town Livingston Co. NY	11
	York town Livingston Co. NY	11
	Rush town Monroe Co. NY	10
	Groveland town Livingston Co. NY	9
	Irondequoit town Monroe Co. NY	9
	Mendon town Monroe Co. NY	9
	Pavilion town Genesee Co. NY	8
	Albion town Orleans Co. NY	7
	Farmington town Ontario Co. NY	7

Caledonia (continued)	Stafford town Genesee Co. NY	6
	De Witt town Onondaga Co. NY	5
	Moriah town Essex Co. NY	5
	Perry town Wyoming Co. NY	5
	Attica town Wyoming Co. NY	4
	Castile town Wyoming Co. NY	4
	Hornell city Steuben Co. NY	4
	Penfield town Monroe Co. NY	4
	Camillus town Onondaga Co. NY	3
	Clarkson town Monroe Co. NY	3
	Springwater town Livingston Co. NY	3
Conesus	Rochester city Monroe Co. NY	189
	Conesus town Livingston Co. NY	125
	Livonia town Livingston Co. NY	105
	Henrietta town Monroe Co. NY	78
	Geneseo town Livingston Co. NY	73
	Avon town Livingston Co. NY	61
	North Dansville town Livingston Co. NY	53
	Mendon town Monroe Co. NY	37
	Mount Morris town Livingston Co. NY	30
	Brighton town Monroe Co. NY	28
	Gates town Monroe Co. NY	28
	Lima town Livingston Co. NY	26
	York town Livingston Co. NY	26
	Chili town Monroe Co. NY	15
	Leicester town Livingston Co. NY	15
	Canandaigua city Ontario Co. NY	14
	Ogden town Monroe Co. NY	14
	Webster town Monroe Co. NY	13
	Caledonia town Livingston Co. NY	12
	Corning city Steuben Co. NY	12
	East Bloomfield town Ontario Co. NY	12
	Greece town Monroe Co. NY	12
	Pittsford town Monroe Co. NY	11

Conesus (continued)	Sweden town Monroe Co. NY	11
	Geneva city Ontario Co. NY	9
	Canadice town Ontario Co. NY	8
	Wheatland town Monroe Co. NY	8
	Pavilion town Genesee Co. NY	7
	Perinton town Monroe Co. NY	7
	Richmond town Ontario Co. NY	7
	Warsaw town Wyoming Co. NY	7
	Bath town Steuben Co. NY	5
	Hornell city Steuben Co. NY	5
	Macedon town Wayne Co. NY	5
	Batavia town Genesee Co. NY	4
	East Rochester town Monroe Co. NY	4
	Horseheads town Chemung Co. NY	4
	Irondequoit town Monroe Co. NY	4
	Meriden town New Haven Co. CT	4
	Victor town Ontario Co. NY	4
	Western town Oneida Co. NY	4
	Arcadia town Wayne Co. NY	3
	Canandaigua town Ontario Co. NY	3
	Cohocton town Steuben Co. NY	3
	Hornellsville town Steuben Co. NY	3
	Phelps town Ontario Co. NY	3
Geneseo	Geneseo town Livingston Co. NY	2,607
	Rochester city Monroe Co. NY	336
	Henrietta town Monroe Co. NY	215
	Avon town Livingston Co. NY	171
	Mount Morris town Livingston Co. NY	121
	Brighton town Monroe Co. NY	108
	Livonia town Livingston Co. NY	96
	North Dansville town Livingston Co. NY	61
	Canandaigua city Ontario Co. NY	56
	Chili town Monroe Co. NY	56
	York town Livingston Co. NY	49

**Geneseo
(continued)**

Greece town Monroe Co. NY	46
Victor town Ontario Co. NY	46
Pittsford town Monroe Co. NY	45
Caledonia town Livingston Co. NY	40
Sweden town Monroe Co. NY	36
Groveland town Livingston Co. NY	35
Richmond town Ontario Co. NY	28
Leicester town Livingston Co. NY	27
Warsaw town Wyoming Co. NY	27
Perinton town Monroe Co. NY	26
Mendon town Monroe Co. NY	21
Le Roy town Genesee Co. NY	18
Gates town Monroe Co. NY	17
Webster town Monroe Co. NY	17
Ogden town Monroe Co. NY	16
Geneva city Ontario Co. NY	14
Riga town Monroe Co. NY	14
Batavia city Genesee Co. NY	13
Perry town Wyoming Co. NY	13
Wheatland town Monroe Co. NY	13
Wayland town Steuben Co. NY	12
Nunda town Livingston Co. NY	11
Hopewell town Ontario Co. NY	10
Pembroke town Genesee Co. NY	10
Port Jervis city Orange Co. NY	10
De Witt town Onondaga Co. NY	9
West Sparta town Livingston Co. NY	9
East Rochester town Monroe Co. NY	8
Rush town Monroe Co. NY	8
Clarkson town Monroe Co. NY	7
Gainesville town Wyoming Co. NY	7
Jamestown city Chautauqua Co. NY	7
Middlebury town Wyoming Co. NY	7
Penfield town Monroe Co. NY	7

Geneseo (continued)	East Bloomfield town Ontario Co. NY	6
	Elba town Genesee Co. NY	6
	Irondequoit town Monroe Co. NY	6
	Lafayette Twp. Sussex Co. NJ	6
	Seneca town Ontario Co. NY	6
	Smithtown town Suffolk Co. NY	6
	Gorham town Ontario Co. NY	5
	Vernon Twp. Sussex Co. NJ	5
Groveland	Geneseo town Livingston Co. NY	160
	Rochester city Monroe Co. NY	95
	Groveland town Livingston Co. NY	68
	Henrietta town Monroe Co. NY	51
	North Dansville town Livingston Co. NY	43
	Livonia town Livingston Co. NY	42
	Mount Morris town Livingston Co. NY	33
	Avon town Livingston Co. NY	31
	Brighton town Monroe Co. NY	22
	York town Livingston Co. NY	20
	Gates town Monroe Co. NY	11
	Caledonia town Livingston Co. NY	10
	Mendon town Monroe Co. NY	10
	Webster town Monroe Co. NY	10
	Greece town Monroe Co. NY	9
	Conesus town Livingston Co. NY	8
	Elba town Genesee Co. NY	8
	Wheatland town Monroe Co. NY	8
	Perinton town Monroe Co. NY	7
	Pittsford town Monroe Co. NY	7
	Castile town Wyoming Co. NY	5
	Chili town Monroe Co. NY	5
	Richmond town Ontario Co. NY	5
	Detroit city Wayne Co. MI	4
	Hornell city Steuben Co. NY	4
	Leicester town Livingston Co. NY	4

Groveland (continued)	Batavia town Genesee Co. NY	3
	Le Roy town Genesee Co. NY	3
	Lima town Livingston Co. NY	3
	Milo town Yates Co. NY	3
	Nunda town Livingston Co. NY	3
	Perry town Wyoming Co. NY	3
	Arcadia town Wayne Co. NY	2
	Bath town Steuben Co. NY	2
	Birdsall town Allegany Co. NY	2
	Cohocton town Steuben Co. NY	2
	East Bloomfield town Ontario Co. NY	2
	Fayette town Seneca Co. NY	2
	Gainesville town Wyoming Co. NY	2
	Geauga Co. OH	2
	Ogden town Monroe Co. NY	2
	Pavilion town Genesee Co. NY	2
	Romulus city Wayne Co. MI	2
	Rush town Monroe Co. NY	2
	San Bernardino Co. CA	2
	Sweden town Monroe Co. NY	2
	Tonawanda town Erie Co. NY	2
	Van Buren town Onondaga Co. NY	2
	Victor town Ontario Co. NY	2
	Warsaw town Wyoming Co. NY	2
	Wayland town Steuben Co. NY	2
	Bethany town Genesee Co. NY	1
	Bristol town Ontario Co. NY	1
	Durham Co. NC	1
	East Rochester town Monroe Co. NY	1
	Lake Co. FL	1
Leicester	Leicester town Livingston Co. NY	150
	Geneseo town Livingston Co. NY	147
	Rochester city Monroe Co. NY	88
	Mount Morris town Livingston Co. NY	86

**Leicester
(continued)**

York town Livingston Co. NY	52
Henrietta town Monroe Co. NY	45
Warsaw town Wyoming Co. NY	38
Gates town Monroe Co. NY	34
Perry town Wyoming Co. NY	34
Caledonia town Livingston Co. NY	32
Avon town Livingston Co. NY	29
North Dansville town Livingston Co. NY	26
Groveland town Livingston Co. NY	24
Wheatland town Monroe Co. NY	21
Le Roy town Genesee Co. NY	20
Livonia town Livingston Co. NY	17
Greece town Monroe Co. NY	16
Buffalo city Erie Co. NY	14
Brighton town Monroe Co. NY	13
Victor town Ontario Co. NY	12
Chili town Monroe Co. NY	7
Covington town Wyoming Co. NY	6
Elba town Genesee Co. NY	6
Gainesville town Wyoming Co. NY	6
Nunda town Livingston Co. NY	6
Rush town Monroe Co. NY	6
Bethany town Genesee Co. NY	5
Cheektowaga town Erie Co. NY	5
Irondequoit town Monroe Co. NY	5
Sweden town Monroe Co. NY	5
Bergen town Genesee Co. NY	4
Genesee Falls town Wyoming Co. NY	4
Hamlin town Monroe Co. NY	4
Independence town Allegany Co. NY	4
Perinton town Monroe Co. NY	4
Attica town Wyoming Co. NY	3
Pavilion town Genesee Co. NY	3
Penfield town Monroe Co. NY	3

Leicester (continued)	Stafford town Genesee Co. NY	3
	Webster town Monroe Co. NY	3
	Batavia town Genesee Co. NY	2
	Canandaigua city Ontario Co. NY	2
	Conesus town Livingston Co. NY	2
	Geauga Co. OH	2
	Java town Wyoming Co. NY	2
	Mendon town Monroe Co. NY	2
	Middlebury town Wyoming Co. NY	2
	Seneca Falls town Seneca Co. NY	2
Lima	Lima town Livingston Co. NY	431
	Rochester city Monroe Co. NY	429
	Mendon town Monroe Co. NY	335
	Henrietta town Monroe Co. NY	300
	Avon town Livingston Co. NY	110
	Brighton town Monroe Co. NY	107
	Victor town Ontario Co. NY	82
	Geneseo town Livingston Co. NY	68
	Livonia town Livingston Co. NY	56
	Perinton town Monroe Co. NY	50
	Greece town Monroe Co. NY	40
	Webster town Monroe Co. NY	35
	Canandaigua town Ontario Co. NY	34
	Chili town Monroe Co. NY	31
	Mount Morris town Livingston Co. NY	29
	Gates town Monroe Co. NY	28
	Durham Co. NC	25
	Pittsford town Monroe Co. NY	22
	North Dansville town Livingston Co. NY	20
	Penfield town Monroe Co. NY	20
	Geneva city Ontario Co. NY	17
	Batavia city Genesee Co. NY	15
	East Rochester town Monroe Co. NY	15
	Rush town Monroe Co. NY	13

Lima (continued)	Canandaigua city Ontario Co. NY	12
	Irondequoit town Monroe Co. NY	12
	East Bloomfield town Ontario Co. NY	11
	Hopewell town Ontario Co. NY	10
	Indiana bor. Indiana Co. PA	10
	Groveland town Livingston Co. NY	9
	Corning city Steuben Co. NY	8
	Richmond town Ontario Co. NY	8
	Sheldon town Wyoming Co. NY	8
	Wayland town Steuben Co. NY	8
	Manchester town Ontario Co. NY	7
	Nunda town Livingston Co. NY	7
	Sodus town Wayne Co. NY	7
	Walworth town Wayne Co. NY	7
	Caledonia town Livingston Co. NY	6
	Farmington town Ontario Co. NY	6
	Riga town Monroe Co. NY	6
	Seneca Falls town Seneca Co. NY	6
	Seneca town Ontario Co. NY	6
	Sweden town Monroe Co. NY	6
	Wheatland town Monroe Co. NY	6
	Covington town Wyoming Co. NY	5
	Amherst town Erie Co. NY	4
	Ogden town Monroe Co. NY	4
	Stamford town Fairfield Co. CT	4
	Batavia town Genesee Co. NY	3
Livonia	Rochester city Monroe Co. NY	703
	Livonia town Livingston Co. NY	636
	Henrietta town Monroe Co. NY	387
	Geneseo town Livingston Co. NY	284
	Brighton town Monroe Co. NY	212
	Avon town Livingston Co. NY	209
	Gates town Monroe Co. NY	102
	Mendon town Monroe Co. NY	101

**Livonia
(continued)**

Greece town Monroe Co. NY	77
Victor town Ontario Co. NY	67
Lima town Livingston Co. NY	65
Richmond town Ontario Co. NY	64
Mount Morris town Livingston Co. NY	54
Chili town Monroe Co. NY	49
Perinton town Monroe Co. NY	48
Webster town Monroe Co. NY	44
Irondequoit town Monroe Co. NY	40
North Dansville town Livingston Co. NY	39
East Rochester town Monroe Co. NY	38
Leicester town Livingston Co. NY	35
Le Roy town Genesee Co. NY	30
Pittsford town Monroe Co. NY	28
Rush town Monroe Co. NY	22
Penfield town Monroe Co. NY	18
Nunda town Livingston Co. NY	15
Amherst town Erie Co. NY	11
Conesus town Livingston Co. NY	11
East Bloomfield town Ontario Co. NY	11
York town Livingston Co. NY	11
Sweden town Monroe Co. NY	10
Wheatland town Monroe Co. NY	10
Charlotte Co. FL	9
Farmington town Ontario Co. NY	9
Hidalgo Co. TX	9
Alfred town Allegany Co. NY	8
Caledonia town Livingston Co. NY	8
Canandaigua town Ontario Co. NY	8
Macedon town Wayne Co. NY	8
Pavilion town Genesee Co. NY	8
Phelps town Ontario Co. NY	8
Santa Clara Co. CA	8
Bristol town Ontario Co. NY	7

Livonia (continued)	Hopewell town Ontario Co. NY	7
	Jerusalem town Yates Co. NY	7
	Manchester town Ontario Co. NY	7
	Naples town Ontario Co. NY	7
	Ogden town Monroe Co. NY	7
	Parma town Monroe Co. NY	6
	Batavia town Genesee Co. NY	5
	Canandaigua city Ontario Co. NY	5
	Hornell city Steuben Co. NY	5
	Chambersburg bor. Franklin Co. PA	3
	Elba town Genesee Co. NY	3
	Groveland town Livingston Co. NY	3
	Riga town Monroe Co. NY	3
	Stroudsburg bor. Monroe Co. PA	3
	Watertown city Jefferson Co. NY	3
	Buffalo city Erie Co. NY	2
	Gainesville town Wyoming Co. NY	2
	Perry town Wyoming Co. NY	2
	Romulus town Seneca Co. NY	2
	Sparta town Livingston Co. NY	2
	Walworth town Wayne Co. NY	2
	Wayland town Steuben Co. NY	2
	Warsaw town Wyoming Co. NY	1
Mount Morris	Mount Morris town Livingston Co. NY	590
	Geneseo town Livingston Co. NY	342
	Rochester city Monroe Co. NY	128
	Avon town Livingston Co. NY	122
	North Dansville town Livingston Co. NY	100
	Groveland town Livingston Co. NY	72
	Leicester town Livingston Co. NY	67
	Nunda town Livingston Co. NY	61
	Henrietta town Monroe Co. NY	52
	Castile town Wyoming Co. NY	44
	York town Livingston Co. NY	41

Mount Morris (continued)	Perinton town Monroe Co. NY	38
	Caledonia town Livingston Co. NY	37
	Greece town Monroe Co. NY	37
	Brighton town Monroe Co. NY	28
	Victor town Ontario Co. NY	22
	Wheatland town Monroe Co. NY	17
	Gates town Monroe Co. NY	15
	Livonia town Livingston Co. NY	15
	Penfield town Monroe Co. NY	13
	Almond town Allegany Co. NY	12
	Perry town Wyoming Co. NY	12
	North Tonawanda city Niagara Co. NY	10
	Chili town Monroe Co. NY	9
	Portage town Livingston Co. NY	9
	Genesee town Allegany Co. NY	8
	Lima town Livingston Co. NY	8
	Riga town Monroe Co. NY	8
	Wayland town Steuben Co. NY	8
	Batavia city Genesee Co. NY	7
	Evans town Erie Co. NY	7
	Springwater town Livingston Co. NY	7
	Arcade town Wyoming Co. NY	6
	Covington town Wyoming Co. NY	6
	Gainesville town Wyoming Co. NY	6
	Macedon town Wayne Co. NY	6
	Manchester town Ontario Co. NY	6
	Tonawanda town Erie Co. NY	6
	Genesee Falls town Wyoming Co. NY	5
	Erwin town Steuben Co. NY	4
	Warsaw town Wyoming Co. NY	3
North Dansville	North Dansville town Livingston Co. NY	1,251
	Geneseo town Livingston Co. NY	179
	Wayland town Steuben Co. NY	148
	Rochester city Monroe Co. NY	143

North Dansville (continued)	Henrietta town Monroe Co. NY	116
	Mount Morris town Livingston Co. NY	79
	Avon town Livingston Co. NY	57
	Groveland town Livingston Co. NY	48
	Hornell city Steuben Co. NY	41
	Nunda town Livingston Co. NY	32
	Greece town Monroe Co. NY	30
	Livonia town Livingston Co. NY	29
	Bath town Steuben Co. NY	28
	Conesus town Livingston Co. NY	26
	Corning city Steuben Co. NY	24
	Perry town Wyoming Co. NY	24
	Hornellsville town Steuben Co. NY	21
	Canisteo town Steuben Co. NY	18
	Victor town Ontario Co. NY	17
	Dansville town Steuben Co. NY	15
	Elba town Genesee Co. NY	15
	Gates town Monroe Co. NY	15
	Mendon town Monroe Co. NY	15
	Batavia city Genesee Co. NY	14
	Arcade town Wyoming Co. NY	12
	Hunter town Greene Co. NY	11
	Grove town Allegany Co. NY	10
	Pulteney town Steuben Co. NY	10
	Webster town Monroe Co. NY	10
	Corning town Steuben Co. NY	9
	York town Livingston Co. NY	9
	Attica town Wyoming Co. NY	8
	East Rochester town Monroe Co. NY	8
	Farmington town Ontario Co. NY	8
	Gorham town Ontario Co. NY	8
	Lima town Livingston Co. NY	8
	Manlius town Onondaga Co. NY	8
	Oneonta city Otsego Co. NY	8

North Dansville (continued)	Springwater town Livingston Co. NY	8
	West Sparta town Livingston Co. NY	8
	Arcadia town Wayne Co. NY	7
	Brighton town Monroe Co. NY	7
	Buffalo city Erie Co. NY	7
	Cheektowaga town Erie Co. NY	7
	Manchester town Ontario Co. NY	7
	Monroe town Orange Co. NY	7
	Naples town Ontario Co. NY	7
	Leicester town Livingston Co. NY	5
	Rush town Monroe Co. NY	5
	Chili town Monroe Co. NY	4
	Urbana town Steuben Co. NY	4
	Warsaw town Wyoming Co. NY	4
	Wheatland town Monroe Co. NY	4
Nunda	Nunda town Livingston Co. NY	410
	Mount Morris town Livingston Co. NY	164
	Geneseo town Livingston Co. NY	140
	Rochester city Monroe Co. NY	132
	North Dansville town Livingston Co. NY	77
	Henrietta town Monroe Co. NY	35
	Avon town Livingston Co. NY	27
	Caledonia town Livingston Co. NY	26
	Groveland town Livingston Co. NY	25
	Friendship town Allegany Co. NY	19
	Wheatland town Monroe Co. NY	17
	York town Livingston Co. NY	17
	Brighton town Monroe Co. NY	15
	Chili town Monroe Co. NY	15
	Castile town Wyoming Co. NY	14
	Greece town Monroe Co. NY	13
	Hornell city Steuben Co. NY	12
	Warsaw town Wyoming Co. NY	11
	Perry town Wyoming Co. NY	10

**Nunda
(continued)**

Leicester town Livingston Co. NY	9
Genesee Falls town Wyoming Co. NY	8
West Sparta town Livingston Co. NY	8
Cohocton town Steuben Co. NY	7
Wellsville town Allegany Co. NY	7
Cheektowaga town Erie Co. NY	6
Hume town Allegany Co. NY	6
Parma town Monroe Co. NY	6
Caneadea town Allegany Co. NY	5
Middlebury town Wyoming Co. NY	5
Sardinia town Erie Co. NY	5
Webster town Monroe Co. NY	5
Bath town Steuben Co. NY	4
Dansville town Steuben Co. NY	4
East Bloomfield town Ontario Co. NY	4
Grove town Allegany Co. NY	4
Irondequoit town Monroe Co. NY	4
Le Roy town Genesee Co. NY	4
Penfield town Monroe Co. NY	4
Pittsford town Monroe Co. NY	4
Portage town Livingston Co. NY	4
Richmond town Ontario Co. NY	4
Amity town Allegany Co. NY	3
Cuba town Allegany Co. NY	3
Gates town Monroe Co. NY	3
Geneva city Ontario Co. NY	3
Gorham town Ontario Co. NY	3
Conesus town Livingston Co. NY	2
Coming city Steuben Co. NY	2
Gainesville town Wyoming Co. NY	2
Granger town Allegany Co. NY	2
Hopewell town Ontario Co. NY	2
Hornellsville town Steuben Co. NY	2
Lima town Livingston Co. NY	2

Nunda (continued)	Livonia town Livingston Co. NY	2
	Naples town Ontario Co. NY	2
	Ontario town Wayne Co. NY	2
	Perinton town Monroe Co. NY	2
	Waterloo town Seneca Co. NY	2
	Wayland town Steuben Co. NY	2
	Arcadia town Wayne Co. NY	1
	Aurora town Erie Co. NY	1
Ossian	North Dansville town Livingston Co. NY	100
	Ossian town Livingston Co. NY	35
	Rochester city Monroe Co. NY	34
	Henrietta town Monroe Co. NY	21
	Hornell city Steuben Co. NY	18
	Groveland town Livingston Co. NY	17
	Geneseo town Livingston Co. NY	15
	Avon town Livingston Co. NY	12
	Mount Morris town Livingston Co. NY	9
	Nunda town Livingston Co. NY	9
	Riga town Monroe Co. NY	8
	Wayland town Steuben Co. NY	8
	Alfred town Allegany Co. NY	7
	Hornellsville town Steuben Co. NY	6
	Richmond town Ontario Co. NY	5
	West Sparta town Livingston Co. NY	5
	Caledonia town Livingston Co. NY	4
	Webster town Monroe Co. NY	4
	Addison town Steuben Co. NY	3
	Brooklyn bor. Kings Co. NY	3
	Castile town Wyoming Co. NY	3
	Cohocton town Steuben Co. NY	3
	East Rochester town Monroe Co. NY	3
	Elba town Genesee Co. NY	3
	Gates town Monroe Co. NY	3
	Grove town Allegany Co. NY	3

Ossian (continued)	Wellsville town Allegany Co. NY	3
	York town Livingston Co. NY	3
	Arcade town Wyoming Co. NY	2
	Brighton town Monroe Co. NY	2
	Conesus town Livingston Co. NY	2
	Genesee Falls town Wyoming Co. NY	2
	Greece town Monroe Co. NY	2
	Le Roy town Genesee Co. NY	2
	Leicester town Livingston Co. NY	2
	Lima town Livingston Co. NY	2
	Middlebury town Wyoming Co. NY	2
	Naples town Ontario Co. NY	2
	Penfield town Monroe Co. NY	2
	Perry town Wyoming Co. NY	2
	Victor town Ontario Co. NY	2
Portage	Portage town Livingston Co. NY	78
	Nunda town Livingston Co. NY	54
	Geneseo town Livingston Co. NY	37
	Mount Morris town Livingston Co. NY	27
	Rochester city Monroe Co. NY	21
	Henrietta town Monroe Co. NY	18
	North Dansville town Livingston Co. NY	14
	Castile town Wyoming Co. NY	10
	Avon town Livingston Co. NY	7
	Groveland town Livingston Co. NY	7
	York town Livingston Co. NY	7
	Hornell city Steuben Co. NY	6
	Le Roy town Genesee Co. NY	6
	Leicester town Livingston Co. NY	6
	Livonia town Livingston Co. NY	6
	Sardinia town Erie Co. NY	5
	West Bloomfield town Ontario Co. NY	5
	Burns town Allegany Co. NY	4
	Caledonia town Livingston Co. NY	4

Portage (continued)	Caneadea town Allegany Co. NY	4
	Clarkson town Monroe Co. NY	3
	Cortland city Cortland Co. NY	3
	Eagle town Wyoming Co. NY	3
	Lima town Livingston Co. NY	3
	Perry town Wyoming Co. NY	3
	Warsaw town Wyoming Co. NY	3
	Wheatland town Monroe Co. NY	3
	Concord town Erie Co. NY	2
	Conesus town Livingston Co. NY	2
	Gates town Monroe Co. NY	2
	Greece town Monroe Co. NY	2
	Java town Wyoming Co. NY	2
	Manhattan bor. New York Co. NY	2
	Perinton town Monroe Co. NY	2
	Rush town Monroe Co. NY	2
	Alfred town Allegany Co. NY	1
Sparta	North Dansville town Livingston Co. NY	198
	Rochester city Monroe Co. NY	87
	Geneseo town Livingston Co. NY	69
	Henrietta town Monroe Co. NY	59
	Sparta town Livingston Co. NY	38
	Mount Morris town Livingston Co. NY	35
	Wayland town Steuben Co. NY	22
	Livonia town Livingston Co. NY	21
	Groveland town Livingston Co. NY	17
	Brighton town Monroe Co. NY	16
	Avon town Livingston Co. NY	15
	Hornell city Steuben Co. NY	14
	Richmond town Ontario Co. NY	10
	Nunda town Livingston Co. NY	9
	Webster town Monroe Co. NY	9
	Greece town Monroe Co. NY	7
	Mendon town Monroe Co. NY	7

**Sparta
(continued)**

Chili town Monroe Co. NY	6
Caledonia town Livingston Co. NY	5
Castile town Wyoming Co. NY	5
Conesus town Livingston Co. NY	5
York town Livingston Co. NY	5
Corning city Steuben Co. NY	4
Dansville town Steuben Co. NY	4
Elba town Genesee Co. NY	4
Hornellsville town Steuben Co. NY	4
Perinton town Monroe Co. NY	4
Pittsford town Monroe Co. NY	4
Urbana town Steuben Co. NY	4
Wheatland town Monroe Co. NY	4
Bath town Steuben Co. NY	3
De Witt town Onondaga Co. NY	3
East Bloomfield town Ontario Co. NY	3
East Rochester town Monroe Co. NY	3
Hamlin town Monroe Co. NY	3
Belfast town Allegany Co. NY	2
Burns town Allegany Co. NY	2
Canadice town Ontario Co. NY	2
Canandaigua town Ontario Co. NY	2
Cohocton town Steuben Co. NY	2
Covington town Wyoming Co. NY	2
DENMARK	2
Eagle town Wyoming Co. NY	2
Gainesville town Wyoming Co. NY	2
Gates town Monroe Co. NY	2
Grove town Allegany Co. NY	2
Irondequoit town Monroe Co. NY	2
Le Roy town Genesee Co. NY	2
Perry town Wyoming Co. NY	2
Prattsburgh town Steuben Co. NY	2
Syracuse city Onondaga Co. NY	2

Sparta (continued)	Victor town Ontario Co. NY	2
	Warsaw town Wyoming Co. NY	2
	Wellsville town Allegany Co. NY	2
	Batavia city Genesee Co. NY	1
	Lima town Livingston Co. NY	1
Springwater	Rochester city Monroe Co. NY	152
	Wayland town Steuben Co. NY	115
	North Dansville town Livingston Co. NY	105
	Springwater town Livingston Co. NY	98
	Henrietta town Monroe Co. NY	78
	Victor town Ontario Co. NY	71
	Mount Morris town Livingston Co. NY	41
	Richmond town Ontario Co. NY	41
	Avon town Livingston Co. NY	39
	Brighton town Monroe Co. NY	36
	Geneseo town Livingston Co. NY	25
	East Bloomfield town Ontario Co. NY	22
	Conesus town Livingston Co. NY	21
	Livonia town Livingston Co. NY	17
	Mendon town Monroe Co. NY	14
	Greece town Monroe Co. NY	13
	Perinton town Monroe Co. NY	12
	Bath town Steuben Co. NY	11
	Groveland town Livingston Co. NY	11
	Nunda town Livingston Co. NY	11
	Lima town Livingston Co. NY	10
	Naples town Ontario Co. NY	10
	Prattsburgh town Steuben Co. NY	10
	Canandaigua city Ontario Co. NY	9
	Gates town Monroe Co. NY	9
	Sweden town Monroe Co. NY	9
	Chili town Monroe Co. NY	8
	Leicester town Livingston Co. NY	8
	Macedon town Wayne Co. NY	8

Springwater (continued)	Pittsford town Monroe Co. NY	8
	Wheatland town Monroe Co. NY	7
	Hopewell town Ontario Co. NY	6
	Milo town Yates Co. NY	6
	Rush town Monroe Co. NY	6
	Big Flats town Chemung Co. NY	5
	East Rochester town Monroe Co. NY	5
	Elba town Genesee Co. NY	5
	Farmington town Ontario Co. NY	5
	Sparta town Livingston Co. NY	5
	York town Livingston Co. NY	5
	Caledonia town Livingston Co. NY	4
	Hornell city Steuben Co. NY	4
	Le Roy town Genesee Co. NY	4
	Savannah town Wayne Co. NY	4
	Waterloo town Seneca Co. NY	4
	Canandaigua town Ontario Co. NY	3
	Corning city Steuben Co. NY	3
	Lake Co. IL	3
	Ontario town Wayne Co. NY	3
	Penfield town Monroe Co. NY	3
	Perry town Wyoming Co. NY	3
	West Bloomfield town Ontario Co. NY	3
West Sparta	North Dansville town Livingston Co. NY	142
	West Sparta town Livingston Co. NY	59
	Geneseo town Livingston Co. NY	50
	Mount Morris town Livingston Co. NY	38
	Rochester city Monroe Co. NY	37
	Henrietta town Monroe Co. NY	31
	Avon town Livingston Co. NY	23
	Nunda town Livingston Co. NY	23
	Brighton town Monroe Co. NY	18
	Groveland town Livingston Co. NY	18
	Wayland town Steuben Co. NY	16

West Sparta (continued)	Springwater town Livingston Co. NY	14
	Livonia town Livingston Co. NY	11
	Leicester town Livingston Co. NY	9
	Bath town Steuben Co. NY	8
	Mendon town Monroe Co. NY	8
	Gates town Monroe Co. NY	7
	Greece town Monroe Co. NY	7
	Caledonia town Livingston Co. NY	5
	Perinton town Monroe Co. NY	5
	Wheatland town Monroe Co. NY	5
	Perry town Wyoming Co. NY	4
	Victor town Ontario Co. NY	4
	Burns town Allegany Co. NY	3
	Canandaigua city Ontario Co. NY	3
	Irondequoit town Monroe Co. NY	3
	Ogden town Monroe Co. NY	3
	Rushford town Allegany Co. NY	3
	Sweden town Monroe Co. NY	3
	York town Livingston Co. NY	3
	Attica town Wyoming Co. NY	2
	Beekman town Dutchess Co. NY	2
	Bergen town Genesee Co. NY	2
	Chili town Monroe Co. NY	2
	East Rochester town Monroe Co. NY	2
	Elba town Genesee Co. NY	2
	Elmira city Chemung Co. NY	2
	Farmington town Ontario Co. NY	2
	Grove town Allegany Co. NY	2
	Hornell city Steuben Co. NY	2
	Hornellsville town Steuben Co. NY	2
	Manchester town Ontario Co. NY	2
	Morris town Otsego Co. NY	2
	Oakfield town Genesee Co. NY	2
	Parma town Monroe Co. NY	2

West Sparta (continued)	Pittsford town Monroe Co. NY	2
	Romulus town Seneca Co. NY	2
	Rush town Monroe Co. NY	2
	Warsaw town Wyoming Co. NY	2
	West Bloomfield town Ontario Co. NY	2
	Conesus town Livingston Co. NY	1
	East Bloomfield town Ontario Co. NY	1
	Lancaster town Erie Co. NY	1
York	York town Livingston Co. NY	409
	Geneseo town Livingston Co. NY	206
	Rochester city Monroe Co. NY	195
	Henrietta town Monroe Co. NY	122
	Wheatland town Monroe Co. NY	107
	Avon town Livingston Co. NY	84
	Caledonia town Livingston Co. NY	63
	Mount Morris town Livingston Co. NY	39
	Gates town Monroe Co. NY	38
	Le Roy town Genesee Co. NY	37
	Batavia city Genesee Co. NY	23
	Brighton town Monroe Co. NY	22
	Mendon town Monroe Co. NY	19
	Penfield town Monroe Co. NY	19
	Webster town Monroe Co. NY	19
	Canandaigua town Ontario Co. NY	17
	Perry town Wyoming Co. NY	16
	Sweden town Monroe Co. NY	13
	Chili town Monroe Co. NY	11
	De Witt town Onondaga Co. NY	10
	Pavilion town Genesee Co. NY	10
	Cheektowaga town Erie Co. NY	9
	Victor town Ontario Co. NY	9
	Attica town Wyoming Co. NY	8
	Covington town Wyoming Co. NY	8
	Leicester town Livingston Co. NY	8

York (continued)	Livonia town Livingston Co. NY	8
	Elba town Genesee Co. NY	7
	Lima town Livingston Co. NY	7
	Arcadia town Wayne Co. NY	6
	Bethany town Genesee Co. NY	6
	Parma town Monroe Co. NY	6
	Perinton town Monroe Co. NY	6
	Seneca town Ontario Co. NY	6
	Greece town Monroe Co. NY	5
	Nunda town Livingston Co. NY	5

by Minor Civil Division (2000)

Workplace MCD	Residence MCD	
		2000
Avon	Avon town Livingston Co. NY	904
	Livonia town Livingston Co. NY	209
	Geneseo town Livingston Co. NY	171
	Mount Morris town Livingston Co. NY	122
	Lima town Livingston Co. NY	110
	Rochester city Monroe Co. NY	97
	York town Livingston Co. NY	84
	Caledonia town Livingston Co. NY	72
	Conesus town Livingston Co. NY	61
	North Dansville town Livingston Co. NY	57
	Henrietta town Monroe Co. NY	55
	Wayland town Steuben Co. NY	49
	Rush town Monroe Co. NY	48
	Springwater town Livingston Co. NY	39
	Hornell city Steuben Co. NY	37
	West Bloomfield town Ontario Co. NY	33
	Groveland town Livingston Co. NY	31
	Leicester town Livingston Co. NY	29
	Nunda town Livingston Co. NY	27

**Avon
(continued)**

Dansville town Steuben Co. NY	26
Cohocton town Steuben Co. NY	25
West Sparta town Livingston Co. NY	23
Canadice town Ontario Co. NY	22
Mendon town Monroe Co. NY	19
Le Roy town Genesee Co. NY	18
Pavilion town Genesee Co. NY	18
Bergen town Genesee Co. NY	17
Greece town Monroe Co. NY	17
Richmond town Ontario Co. NY	16
Brighton town Monroe Co. NY	15
Perry town Wyoming Co. NY	15
Sparta town Livingston Co. NY	15
Bristol town Ontario Co. NY	14
Castile town Wyoming Co. NY	13
Penfield town Monroe Co. NY	13
Batavia town Genesee Co. NY	12
Covington town Wyoming Co. NY	12
Geneva town Ontario Co. NY	12
Ossian town Livingston Co. NY	12
Pittsford town Monroe Co. NY	12
Sweden town Monroe Co. NY	12
Victor town Ontario Co. NY	12
Canandaigua city Ontario Co. NY	11
Hornellsville town Steuben Co. NY	11
Parma town Monroe Co. NY	11
Webster town Monroe Co. NY	11
Horseheads town Chemung Co. NY	10
Phelps town Ontario Co. NY	10
Walworth town Wayne Co. NY	10
Macedon town Wayne Co. NY	9
Ontario town Wayne Co. NY	9
Byron town Genesee Co. NY	8
Gorham town Ontario Co. NY	8

**Avon
(continued)**

Hopewell town Ontario Co. NY	8
Canandaigua town Ontario Co. NY	7
Chili town Monroe Co. NY	7
East Bloomfield town Ontario Co. NY	7
Irondequoit town Monroe Co. NY	7
Manchester town Ontario Co. NY	7
Murray town Orleans Co. NY	7
Portage town Livingston Co. NY	7
Seneca town Ontario Co. NY	7
Hartland town Niagara Co. NY	6
Jerusalem town Yates Co. NY	6
Newstead town Erie Co. NY	6
Pulteney town Steuben Co. NY	6
Farmington town Ontario Co. NY	5
Greenwood town Steuben Co. NY	5
South Bristol town Ontario Co. NY	5
Burns town Allegany Co. NY	4
Galen town Wayne Co. NY	4
Oakfield town Genesee Co. NY	4
Wethersfield town Wyoming Co. NY	4
Andover town Allegany Co. NY	3
Attica town Wyoming Co. NY	3
Friendship town Allegany Co. NY	3
Pike town Wyoming Co. NY	3
Wheatland town Monroe Co. NY	3
Angelica town Allegany Co. NY	2
Bethany town Genesee Co. NY	2
Caneadea town Allegany Co. NY	2
Fremont town Steuben Co. NY	2
Grove town Allegany Co. NY	2
Middlesex town Yates Co. NY	2
Romulus town Seneca Co. NY	2
Gainesville town Wyoming Co. NY	1
Granger town Allegany Co. NY	1

Avon (continued)	Hume town Allegany Co. NY	1
	Middlebury town Wyoming Co. NY	1
Caledonia	Caledonia town Livingston Co. NY	479
	Wheatland town Monroe Co. NY	107
	Avon town Livingston Co. NY	76
	York town Livingston Co. NY	63
	Le Roy town Genesee Co. NY	57
	Henrietta town Monroe Co. NY	47
	Geneseo town Livingston Co. NY	40
	Mount Morris town Livingston Co. NY	37
	Leicester town Livingston Co. NY	32
	Nunda town Livingston Co. NY	26
	Chili town Monroe Co. NY	24
	Pavilion town Genesee Co. NY	20
	Perinton town Monroe Co. NY	19
	Clarkson town Monroe Co. NY	18
	Covington town Wyoming Co. NY	18
	Pittsford town Monroe Co. NY	18
	Stafford town Genesee Co. NY	13
	Conesus town Livingston Co. NY	12
	Greece town Monroe Co. NY	12
	Hornell city Steuben Co. NY	12
	Rochester city Monroe Co. NY	12
	Castile town Wyoming Co. NY	11
	Phelps town Ontario Co. NY	11
	Rush town Monroe Co. NY	11
	Batavia town Genesee Co. NY	10
	Bethany town Genesee Co. NY	10
	Groveland town Livingston Co. NY	10
	Macedon town Wayne Co. NY	10
	Perry town Wyoming Co. NY	9
	Livonia town Livingston Co. NY	8
	Canandaigua city Ontario Co. NY	7
	Penfield town Monroe Co. NY	7

Caledonia (continued)	Batavia city Genesee Co. NY	6
	Brighton town Monroe Co. NY	6
	Lima town Livingston Co. NY	6
	Mun. of Murrysville bor. Westmoreland Co. PA	6
	Warsaw town Wyoming Co. NY	6
	Avoca town Steuben Co. NY	5
	Oakfield town Genesee Co. NY	5
	Sparta town Livingston Co. NY	5
	Sweden town Monroe Co. NY	5
	West Sparta town Livingston Co. NY	5
	Alexander town Genesee Co. NY	4
	Byron town Genesee Co. NY	4
	Gainesville town Wyoming Co. NY	4
	Ossian town Livingston Co. NY	4
	Parma town Monroe Co. NY	4
	Portage town Livingston Co. NY	4
	Riga town Monroe Co. NY	4
	Springwater town Livingston Co. NY	4
	Greenwood town Steuben Co. NY	3
	Middlebury town Wyoming Co. NY	3
	Royalton town Niagara Co. NY	3
	Wethersfield town Wyoming Co. NY	3
	Almond town Allegany Co. NY	2
	Andover town Allegany Co. NY	2
	Burns town Allegany Co. NY	2
	Canadice town Ontario Co. NY	2
	Dansville town Steuben Co. NY	2
	Grove town Allegany Co. NY	2
	Hornellsville town Steuben Co. NY	2
	Lebanon town Madison Co. NY	2
	Pulteney town Steuben Co. NY	2
	Victor town Ontario Co. NY	2

Conesus	Conesus town Livingston Co. NY	125
	North Dansville town Livingston Co. NY	26
	Springwater town Livingston Co. NY	21
	Livonia town Livingston Co. NY	11
	Avon town Livingston Co. NY	8
	Groveland town Livingston Co. NY	8
	Greece town Monroe Co. NY	6
	Cohocton town Steuben Co. NY	5
	Sparta town Livingston Co. NY	5
	Dansville town Steuben Co. NY	2
	Leicester town Livingston Co. NY	2
	Nunda town Livingston Co. NY	2
	Ossian town Livingston Co. NY	2
	Portage town Livingston Co. NY	2
	West Sparta town Livingston Co. NY	1
Geneseo	Geneseo town Livingston Co. NY	2,607
	Mount Morris town Livingston Co. NY	342
	Livonia town Livingston Co. NY	284
	York town Livingston Co. NY	206
	North Dansville town Livingston Co. NY	179
	Groveland town Livingston Co. NY	160
	Leicester town Livingston Co. NY	147
	Nunda town Livingston Co. NY	140
	Perry town Wyoming Co. NY	94
	Avon town Livingston Co. NY	89
	Conesus town Livingston Co. NY	73
	Sparta town Livingston Co. NY	69
	Lima town Livingston Co. NY	68
	Rochester city Monroe Co. NY	62
	Warsaw town Wyoming Co. NY	62
	Brighton town Monroe Co. NY	57
	Henrietta town Monroe Co. NY	56
	West Sparta town Livingston Co. NY	50
	Mendon town Monroe Co. NY	39

**Geneseo
(continued)**

Portage town Livingston Co. NY	37
Caledonia town Livingston Co. NY	32
Chili town Monroe Co. NY	31
Wayland town Steuben Co. NY	29
Castile town Wyoming Co. NY	26
Hornell city Steuben Co. NY	26
Perinton town Monroe Co. NY	26
Batavia city Genesee Co. NY	25
Richmond town Ontario Co. NY	25
Springwater town Livingston Co. NY	25
Gainesville town Wyoming Co. NY	24
Wheatland town Monroe Co. NY	24
Dansville town Steuben Co. NY	23
Grove town Allegany Co. NY	22
Stafford town Genesee Co. NY	17
Nassau town Rensselaer Co. NY	16
Ossian town Livingston Co. NY	15
Cohocton town Steuben Co. NY	14
Covington town Wyoming Co. NY	14
Penfield town Monroe Co. NY	14
Attica town Wyoming Co. NY	13
Le Roy town Genesee Co. NY	13
Amherst town Erie Co. NY	12
Greece town Monroe Co. NY	11
Huntington town Suffolk Co. NY	11
West Bloomfield town Ontario Co. NY	11
Middlebury town Wyoming Co. NY	10
Pittsford town Monroe Co. NY	10
Granger town Allegany Co. NY	9
Parma town Monroe Co. NY	9
Webster town Monroe Co. NY	9
Bennington town Wyoming Co. NY	8
Erie city Erie Co. PA	8
Farmington town Ontario Co. NY	8

**Geneseo
(continued)**

Gates town Monroe Co. NY	8
Huron town Wayne Co. NY	8
Manchester town Ontario Co. NY	8
Pavilion town Genesee Co. NY	8
Pike town Wyoming Co. NY	8
Alfred town Allegany Co. NY	7
Canadice town Ontario Co. NY	7
East Bloomfield town Ontario Co. NY	7
Lancaster town Erie Co. NY	7
Newstead town Erie Co. NY	7
Oakfield town Genesee Co. NY	7
Darien town Genesee Co. NY	6
Eagle town Wyoming Co. NY	6
Fayette town Seneca Co. NY	6
Hume town Allegany Co. NY	6
Orchard Park town Erie Co. NY	6
Sweden town Monroe Co. NY	6
Buffalo city Erie Co. NY	5
Sangerfield town Oneida Co. NY	5
Allen town Allegany Co. NY	4
Angelica town Allegany Co. NY	4
Clifton Park town Saratoga Co. NY	4
Fremont town Steuben Co. NY	4
Italy town Yates Co. NY	4
Persia town Cattaraugus Co. NY	4
Waterloo town Seneca Co. NY	4
Wellsville town Allegany Co. NY	4
Birdsall town Allegany Co. NY	3
Caneadea town Allegany Co. NY	3
Elba town Genesee Co. NY	3
New Albion town Cattaraugus Co. NY	3
Riga town Monroe Co. NY	3
Smithtown town Suffolk Co. NY	3
Alabama town Genesee Co. NY	2

Geneseo (continued)	Alexander town Genesee Co. NY	2
	Avoca town Steuben Co. NY	2
	Burns town Allegany Co. NY	2
	Genesee Falls town Wyoming Co. NY	2
	Greenwood town Steuben Co. NY	2
	Howard town Steuben Co. NY	2
	Pembroke town Genesee Co. NY	2
	Victor town Ontario Co. NY	2
	Wethersfield town Wyoming Co. NY	2
	Wheeler town Steuben Co. NY	2
	Almond town Allegany Co. NY	1
	Hornellsville town Steuben Co. NY	1
	Middlesex town Yates Co. NY	1
	Pulteney town Steuben Co. NY	1
Groveland	Warsaw town Wyoming Co. NY	77
	Mount Morris town Livingston Co. NY	72
	Groveland town Livingston Co. NY	68
	North Dansville town Livingston Co. NY	48
	Hornell city Steuben Co. NY	46
	Perry town Wyoming Co. NY	43
	Wayland town Steuben Co. NY	40
	Geneseo town Livingston Co. NY	35
	Gainesville town Wyoming Co. NY	33
	Horseheads town Chemung Co. NY	25
	Nunda town Livingston Co. NY	25
	Leicester town Livingston Co. NY	24
	Southport town Chemung Co. NY	22
	Avon town Livingston Co. NY	20
	Castile town Wyoming Co. NY	19
	Auburn city Cayuga Co. NY	18
	Hornellsville town Steuben Co. NY	18
	West Sparta town Livingston Co. NY	18
	Dansville town Steuben Co. NY	17
	Ossian town Livingston Co. NY	17

**Groveland
(continued)**

Sparta town Livingston Co. NY	17
Elmira city Chemung Co. NY	16
West Seneca town Erie Co. NY	16
Cohocton town Steuben Co. NY	13
Eagle town Wyoming Co. NY	13
Batavia city Genesee Co. NY	12
Bennington town Wyoming Co. NY	12
Burns town Allegany Co. NY	11
Canisteo town Steuben Co. NY	11
Pembroke town Genesee Co. NY	11
Springwater town Livingston Co. NY	11
Bath town Steuben Co. NY	10
Victor town Ontario Co. NY	10
Caledonia town Livingston Co. NY	9
Chili town Monroe Co. NY	9
Henrietta town Monroe Co. NY	9
Lima town Livingston Co. NY	9
Stafford town Genesee Co. NY	9
Batavia town Genesee Co. NY	8
Cheektowaga town Erie Co. NY	8
Sheldon town Wyoming Co. NY	8
Corning city Steuben Co. NY	7
Portage town Livingston Co. NY	7
Urbana town Steuben Co. NY	7
Wethersfield town Wyoming Co. NY	7
Attica town Wyoming Co. NY	6
Brighton town Monroe Co. NY	6
Caneadea town Allegany Co. NY	6
Colden town Erie Co. NY	6
Friendship town Allegany Co. NY	6
Middlebury town Wyoming Co. NY	6
Angelica town Allegany Co. NY	5
Ashland town Chemung Co. NY	5
Howard town Steuben Co. NY	5

Groveland (continued)	Rochester city Monroe Co. NY	5
	West Almond town Allegany Co. NY	5
	Andover town Allegany Co. NY	4
	Covington town Wyoming Co. NY	4
	Mendon town Monroe Co. NY	4
	Pavilion town Genesee Co. NY	4
	Pike town Wyoming Co. NY	4
	Amity town Allegany Co. NY	3
	Avoca town Steuben Co. NY	3
	Bethany town Genesee Co. NY	3
	Fremont town Steuben Co. NY	3
	Greenwood town Steuben Co. NY	3
	Hartsville town Steuben Co. NY	3
	Livonia town Livingston Co. NY	3
	Addison town Steuben Co. NY	2
	Alexander town Genesee Co. NY	2
	Farmersville town Cattaraugus Co. NY	2
	Genesee Falls town Wyoming Co. NY	2
	Granger town Allegany Co. NY	2
	Hume town Allegany Co. NY	2
	Jasper town Steuben Co. NY	2
	Middlesex town Yates Co. NY	2
	Orange town Schuyler Co. NY	2
	Orangeville town Wyoming Co. NY	2
	Thurston town Steuben Co. NY	2
	Watson town Lewis Co. NY	2
	Wheeler town Steuben Co. NY	2
Leicester	Leicester town Livingston Co. NY	150
	Perry town Wyoming Co. NY	69
	Mount Morris town Livingston Co. NY	67
	Livonia town Livingston Co. NY	35
	Castile town Wyoming Co. NY	29
	Geneseo town Livingston Co. NY	27
	Avon town Livingston Co. NY	24

Leicester (continued)	Conesus town Livingston Co. NY	15
	Le Roy town Genesee Co. NY	13
	Nunda town Livingston Co. NY	9
	West Sparta town Livingston Co. NY	9
	Springwater town Livingston Co. NY	8
	York town Livingston Co. NY	8
	Chili town Monroe Co. NY	7
	Gainesville town Wyoming Co. NY	7
	Portage town Livingston Co. NY	6
	Vandergrift bor. Westmoreland Co. PA	6
	Java town Wyoming Co. NY	5
	North Dansville town Livingston Co. NY	5
	Cohocton town Steuben Co. NY	4
	Dansville town Steuben Co. NY	4
	Groveland town Livingston Co. NY	4
	Almond town Allegany Co. NY	3
	Bethany town Genesee Co. NY	3
	Centerville town Allegany Co. NY	3
	Hume town Allegany Co. NY	3
	Burns town Allegany Co. NY	2
	Covington town Wyoming Co. NY	2
	Fremont town Steuben Co. NY	2
	Granger town Allegany Co. NY	2
	Ossian town Livingston Co. NY	2
	Prattsburgh town Steuben Co. NY	2
	Rathbone town Steuben Co. NY	2
	Varick town Seneca Co. NY	2
	Warsaw town Wyoming Co. NY	2
	Orangeville town Wyoming Co. NY	1
	Wethersfield town Wyoming Co. NY	1
Lima	Lima town Livingston Co. NY	431
	Livonia town Livingston Co. NY	65
	Mendon town Monroe Co. NY	50
	Avon town Livingston Co. NY	46

Lima (continued)	West Bloomfield town Ontario Co. NY	36
	Conesus town Livingston Co. NY	26
	Richmond town Ontario Co. NY	26
	Brighton town Monroe Co. NY	23
	Canadice town Ontario Co. NY	19
	Rush town Monroe Co. NY	12
	Wayland town Steuben Co. NY	12
	Chili town Monroe Co. NY	10
	Springwater town Livingston Co. NY	10
	Fayette town Seneca Co. NY	9
	Greece town Monroe Co. NY	8
	Mount Morris town Livingston Co. NY	8
	North Dansville town Livingston Co. NY	8
	Victor town Ontario Co. NY	8
	Perry town Wyoming Co. NY	7
	Rochester city Monroe Co. NY	7
	York town Livingston Co. NY	7
	Canandaigua town Ontario Co. NY	6
	Eagle town Wyoming Co. NY	5
	Jerusalem town Yates Co. NY	4
	Bristol town Ontario Co. NY	3
	Groveland town Livingston Co. NY	3
	Portage town Livingston Co. NY	3
	Gainesville town Wyoming Co. NY	2
	Middlesex town Yates Co. NY	2
	Nunda town Livingston Co. NY	2
	Ossian town Livingston Co. NY	2
	Covington town Wyoming Co. NY	1
	Sparta town Livingston Co. NY	1
Livonia	Livonia town Livingston Co. NY	636
	Conesus town Livingston Co. NY	105
	Geneseo town Livingston Co. NY	96
	Avon town Livingston Co. NY	73
	Richmond town Ontario Co. NY	71

Livonia (continued)	Lima town Livingston Co. NY	56
	Groveland town Livingston Co. NY	42
	Canadice town Ontario Co. NY	36
	Wayland town Steuben Co. NY	31
	Caledonia town Livingston Co. NY	29
	North Dansville town Livingston Co. NY	29
	Perry town Wyoming Co. NY	26
	Queens bor. Queens Co. NY	24
	Le Roy town Genesee Co. NY	23
	Mendon town Monroe Co. NY	22
	Greece town Monroe Co. NY	21
	Sparta town Livingston Co. NY	21
	Victor town Ontario Co. NY	19
	Chili town Monroe Co. NY	17
	Leicester town Livingston Co. NY	17
	Springwater town Livingston Co. NY	17
	Henrietta town Monroe Co. NY	16
	Brighton town Monroe Co. NY	15
	Mount Morris town Livingston Co. NY	15
	West Bloomfield town Ontario Co. NY	15
	Hornell city Steuben Co. NY	14
	DeKalb Co. GA	11
	West Sparta town Livingston Co. NY	11
	North Hempstead town Nassau Co. NY	9
	Batavia town Genesee Co. NY	8
	Pavilion town Genesee Co. NY	8
	York town Livingston Co. NY	8
	Grand Island town Erie Co. NY	7
	Irondequoit town Monroe Co. NY	7
	East Rochester town Monroe Co. NY	6
	Portage town Livingston Co. NY	6
	Brookhaven town Suffolk Co. NY	5
	Rush town Monroe Co. NY	5
	South Bristol town Ontario Co. NY	5

Livonia (continued)	Cohocton town Steuben Co. NY	4
	Huntington town Suffolk Co. NY	4
	Phelps town Ontario Co. NY	4
	Pine Plains town Dutchess Co. NY	4
	Arcade town Wyoming Co. NY	3
	Dansville town Steuben Co. NY	3
	Granger town Allegany Co. NY	3
	Middlebury town Wyoming Co. NY	3
	Covington town Wyoming Co. NY	2
	Eagle town Wyoming Co. NY	2
	Fremont town Steuben Co. NY	2
	Hartsville town Steuben Co. NY	2
	Manchester town Ontario Co. NY	2
	Nunda town Livingston Co. NY	2
	Owasco town Cayuga Co. NY	2
	Potter town Yates Co. NY	2
	Warsaw town Wyoming Co. NY	2
	Canisteo town Steuben Co. NY	1
	Hume town Allegany Co. NY	1
	Lyndon town Cattaraugus Co. NY	1
Mount Morris	Mount Morris town Livingston Co. NY	590
	Nunda town Livingston Co. NY	164
	Perry town Wyoming Co. NY	129
	Geneseo town Livingston Co. NY	121
	Leicester town Livingston Co. NY	86
	North Dansville town Livingston Co. NY	79
	Livonia town Livingston Co. NY	54
	Avon town Livingston Co. NY	42
	Springwater town Livingston Co. NY	41
	York town Livingston Co. NY	39
	West Sparta town Livingston Co. NY	38
	Sparta town Livingston Co. NY	35
	Warsaw town Wyoming Co. NY	35
	Groveland town Livingston Co. NY	33

Mount Morris (continued)	Wayland town Steuben Co. NY	33
	Conesus town Livingston Co. NY	30
	Lima town Livingston Co. NY	29
	Portage town Livingston Co. NY	27
	Castile town Wyoming Co. NY	24
	Batavia city Genesee Co. NY	23
	Gainesville town Wyoming Co. NY	20
	Irondequoit town Monroe Co. NY	20
	Richmond town Ontario Co. NY	17
	Caledonia town Livingston Co. NY	15
	San Bernardino Co. CA	15
	Hornellsville town Steuben Co. NY	12
	Queens bor. Queens Co. NY	12
	Ontario town Wayne Co. NY	11
	Grove town Allegany Co. NY	10
	Rush town Monroe Co. NY	10
	Burns town Allegany Co. NY	9
	Greece town Monroe Co. NY	9
	Middlebury town Wyoming Co. NY	9
	Ossian town Livingston Co. NY	9
	Bath town Steuben Co. NY	8
	Cohocton town Steuben Co. NY	8
	Henrietta town Monroe Co. NY	8
	Hornell city Steuben Co. NY	8
	Le Roy town Genesee Co. NY	8
	Granger town Allegany Co. NY	7
	Pavilion town Genesee Co. NY	7
	Hume town Allegany Co. NY	6
	Orangeville town Wyoming Co. NY	6
	Southport town Chemung Co. NY	6
	Attica town Wyoming Co. NY	5
	Covington town Wyoming Co. NY	5
	Waterloo town Seneca Co. NY	5
	Dansville town Steuben Co. NY	4

Mount Morris (continued)	Elba town Genesee Co. NY	4
	Fremont town Steuben Co. NY	4
	Caneadea town Allegany Co. NY	3
	Wheeler town Steuben Co. NY	3
	Almond town Allegany Co. NY	2
	Avoca town Steuben Co. NY	2
	Eagle town Wyoming Co. NY	2
	Manchester town Ontario Co. NY	2
	Middlebury Twp. Tioga Co. PA	2
	Pike town Wyoming Co. NY	2
	Torrey town Yates Co. NY	2
	Barre town Orleans Co. NY	1
North Dansville	North Dansville town Livingston Co. NY	1,251
	Wayland town Steuben Co. NY	281
	Sparta town Livingston Co. NY	198
	Dansville town Steuben Co. NY	181
	West Sparta town Livingston Co. NY	142
	Springwater town Livingston Co. NY	105
	Mount Morris town Livingston Co. NY	100
	Ossian town Livingston Co. NY	100
	Hornell city Steuben Co. NY	93
	Nunda town Livingston Co. NY	77
	Burns town Allegany Co. NY	62
	Geneseo town Livingston Co. NY	61
	Cohocton town Steuben Co. NY	58
	Conesus town Livingston Co. NY	53
	Hornellsville town Steuben Co. NY	51
	Perry town Wyoming Co. NY	49
	Groveland town Livingston Co. NY	43
	Livonia town Livingston Co. NY	39
	Henrietta town Monroe Co. NY	37
	Avon town Livingston Co. NY	31
	Canisteo town Steuben Co. NY	26
	Leicester town Livingston Co. NY	26

North Dansville (continued)	Almond town Allegany Co. NY	22
	Lima town Livingston Co. NY	20
	Rochester city Monroe Co. NY	16
	Fremont town Steuben Co. NY	15
	Portage town Livingston Co. NY	14
	Castile town Wyoming Co. NY	13
	Grove town Allegany Co. NY	13
	Naples town Ontario Co. NY	12
	Birdsall town Allegany Co. NY	11
	Caledonia town Livingston Co. NY	11
	Prattsburgh town Steuben Co. NY	10
	Wheeler town Steuben Co. NY	10
	Alfred town Allegany Co. NY	8
	Avoca town Steuben Co. NY	7
	Batavia town Genesee Co. NY	7
	Caneadea town Allegany Co. NY	7
	Middlebury town Wyoming Co. NY	7
	South Strabane Twp. Washington Co. PA	7
	Warsaw town Wyoming Co. NY	7
	Andover town Allegany Co. NY	6
	Angelica town Allegany Co. NY	6
	Bath town Steuben Co. NY	6
	Gainesville town Wyoming Co. NY	6
	Wellsville town Allegany Co. NY	6
	Clermont Co. OH	5
	Granger town Allegany Co. NY	5
	Hartsville town Steuben Co. NY	5
	Howard town Steuben Co. NY	5
	Mendon town Monroe Co. NY	5
	Pittsford town Monroe Co. NY	5
	Sodus town Wayne Co. NY	5
	Belfast town Allegany Co. NY	4
	Canadice town Ontario Co. NY	4
	Friendship town Allegany Co. NY	4

North Dansville (continued)	Hume town Allegany Co. NY	4
	Java town Wyoming Co. NY	4
	Scio town Allegany Co. NY	4
	Stafford town Genesee Co. NY	4
	Carlton town Orleans Co. NY	3
	Hornby town Steuben Co. NY	3
	Pike town Wyoming Co. NY	3
	Urbana town Steuben Co. NY	3
	Allen town Allegany Co. NY	2
	Conquest town Cayuga Co. NY	2
	Covington town Wyoming Co. NY	2
	Eagle town Wyoming Co. NY	2
	Genesee Falls town Wyoming Co. NY	2
	Orangeville town Wyoming Co. NY	2
	West Almond town Allegany Co. NY	2
Nunda	Nunda town Livingston Co. NY	410
	Mount Morris town Livingston Co. NY	61
	Portage town Livingston Co. NY	54
	North Dansville town Livingston Co. NY	32
	Grove town Allegany Co. NY	31
	West Sparta town Livingston Co. NY	23
	Geneva city Ontario Co. NY	17
	Livonia town Livingston Co. NY	15
	Caledonia town Livingston Co. NY	13
	Rochester city Monroe Co. NY	12
	Geneseo town Livingston Co. NY	11
	Springwater town Livingston Co. NY	11
	Granger town Allegany Co. NY	10
	Ossian town Livingston Co. NY	9
	Sparta town Livingston Co. NY	9
	Bronx bor. Bronx Co. NY	7
	Lima town Livingston Co. NY	7
	Pike town Wyoming Co. NY	7
	Burns town Allegany Co. NY	6

Nunda (continued)	Dansville town Steuben Co. NY	6
	Leicester town Livingston Co. NY	6
	Italy town Yates Co. NY	5
	Orangeville town Wyoming Co. NY	5
	Palmyra town Wayne Co. NY	5
	York town Livingston Co. NY	5
	Genesee Falls town Wyoming Co. NY	4
	Hopewell town Ontario Co. NY	4
	Hornell city Steuben Co. NY	4
	Wayland town Steuben Co. NY	4
	Birdsall town Allegany Co. NY	3
	Gainesville town Wyoming Co. NY	3
	Groveland town Livingston Co. NY	3
	Hume town Allegany Co. NY	3
	Middlesex town Yates Co. NY	3
	Phelps town Ontario Co. NY	3
	Aurelius town Cayuga Co. NY	2
	Belfast town Allegany Co. NY	2
	Caneadea town Allegany Co. NY	2
	Castile town Wyoming Co. NY	2
	Eagle town Wyoming Co. NY	2
	Hornellsville town Steuben Co. NY	2
	Manchester town Ontario Co. NY	2
	Perry town Wyoming Co. NY	2
	Prattsburgh town Steuben Co. NY	2
	Pulteney town Steuben Co. NY	2
	Scio town Allegany Co. NY	2
	Cohocton town Steuben Co. NY	1
Ossian	Ossian town Livingston Co. NY	35
	Genoa town Cayuga Co. NY	2
Portage	Portage town Livingston Co. NY	78
	Southampton town Suffolk Co. NY	12
	Avon town Livingston Co. NY	11
	New Rochelle city Westchester Co. NY	10

Portage (continued)	Mount Morris town Livingston Co. NY	9
	Queens bor. Queens Co. NY	8
	Huntington town Suffolk Co. NY	6
	Genesee Falls town Wyoming Co. NY	4
	Nunda town Livingston Co. NY	4
	Farmersville town Cattaraugus Co. NY	2
Sparta	Sparta town Livingston Co. NY	38
	Springwater town Livingston Co. NY	5
	Livonia town Livingston Co. NY	2
Springwater	Springwater town Livingston Co. NY	98
	Rochester city Monroe Co. NY	19
	Chili town Monroe Co. NY	14
	West Sparta town Livingston Co. NY	14
	Wayland town Steuben Co. NY	13
	Cohocton town Steuben Co. NY	12
	Mun. of Murrysville bor. Westmoreland Co. PA	9
	Avoca town Steuben Co. NY	8
	Burns town Allegany Co. NY	8
	Canadice town Ontario Co. NY	8
	Hornell city Steuben Co. NY	8
	North Dansville town Livingston Co. NY	8
	Mount Morris town Livingston Co. NY	7
	Gorham town Ontario Co. NY	6
	Bergen town Genesee Co. NY	5
	Bolivar town Allegany Co. NY	4
	Castile town Wyoming Co. NY	4
	Caledonia town Livingston Co. NY	3
	Howard town Steuben Co. NY	3
	Ward town Allegany Co. NY	3
	Dansville town Steuben Co. NY	2
	East Bloomfield town Ontario Co. NY	2
	Tyrone town Schuyler Co. NY	2

West Sparta	West Sparta town Livingston Co. NY	59
	DeKalb Co. GA	14
	Geneseo town Livingston Co. NY	9
	North Dansville town Livingston Co. NY	8
	Nunda town Livingston Co. NY	8
	Ossian town Livingston Co. NY	5
	West Bloomfield town Ontario Co. NY	4
	Belfast town Allegany Co. NY	2
York	York town Livingston Co. NY	409
	Leicester town Livingston Co. NY	52
	Geneseo town Livingston Co. NY	49
	Mount Morris town Livingston Co. NY	41
	Avon town Livingston Co. NY	34
	Conesus town Livingston Co. NY	26
	Groveland town Livingston Co. NY	20
	Pavilion town Genesee Co. NY	20
	Covington town Wyoming Co. NY	17
	Nunda town Livingston Co. NY	17
	Rochester city Monroe Co. NY	17
	Perry town Wyoming Co. NY	12
	Caledonia town Livingston Co. NY	11
	Livonia town Livingston Co. NY	11
	Castile town Wyoming Co. NY	10
	Ithaca town Tompkins Co. NY	9
	North Dansville town Livingston Co. NY	9
	Queens bor. Queens Co. NY	9
	Warsaw town Wyoming Co. NY	9
	Erie city Erie Co. PA	8
	Mendon town Monroe Co. NY	8
	Henrietta town Monroe Co. NY	7
	Portage town Livingston Co. NY	7
	Canandaigua town Ontario Co. NY	6
	Ledyard town New London Co. CT	6
	Gainesville town Wyoming Co. NY	5

York (continued)	Hume town Allegany Co. NY	5
	Le Roy town Genesee Co. NY	5
	Sparta town Livingston Co. NY	5
	Springwater town Livingston Co. NY	5
	Bolivar town Allegany Co. NY	4
	Dansville town Steuben Co. NY	4
	Grove town Allegany Co. NY	4
	Middlebury town Wyoming Co. NY	4
	Rush town Monroe Co. NY	4
	Wayland town Steuben Co. NY	4
	Birdsall town Allegany Co. NY	3
	Ossian town Livingston Co. NY	3
	West Sparta town Livingston Co. NY	3
	Caneadea town Allegany Co. NY	2
	Fremont town Steuben Co. NY	2
	Genesee Falls town Wyoming Co. NY	2
	Granger town Allegany Co. NY	2
	Pembroke town Genesee Co. NY	2
	Victor town Ontario Co. NY	2

Source: U.S. Census Bureau

Commuting to Work (by Minor Civil Division)

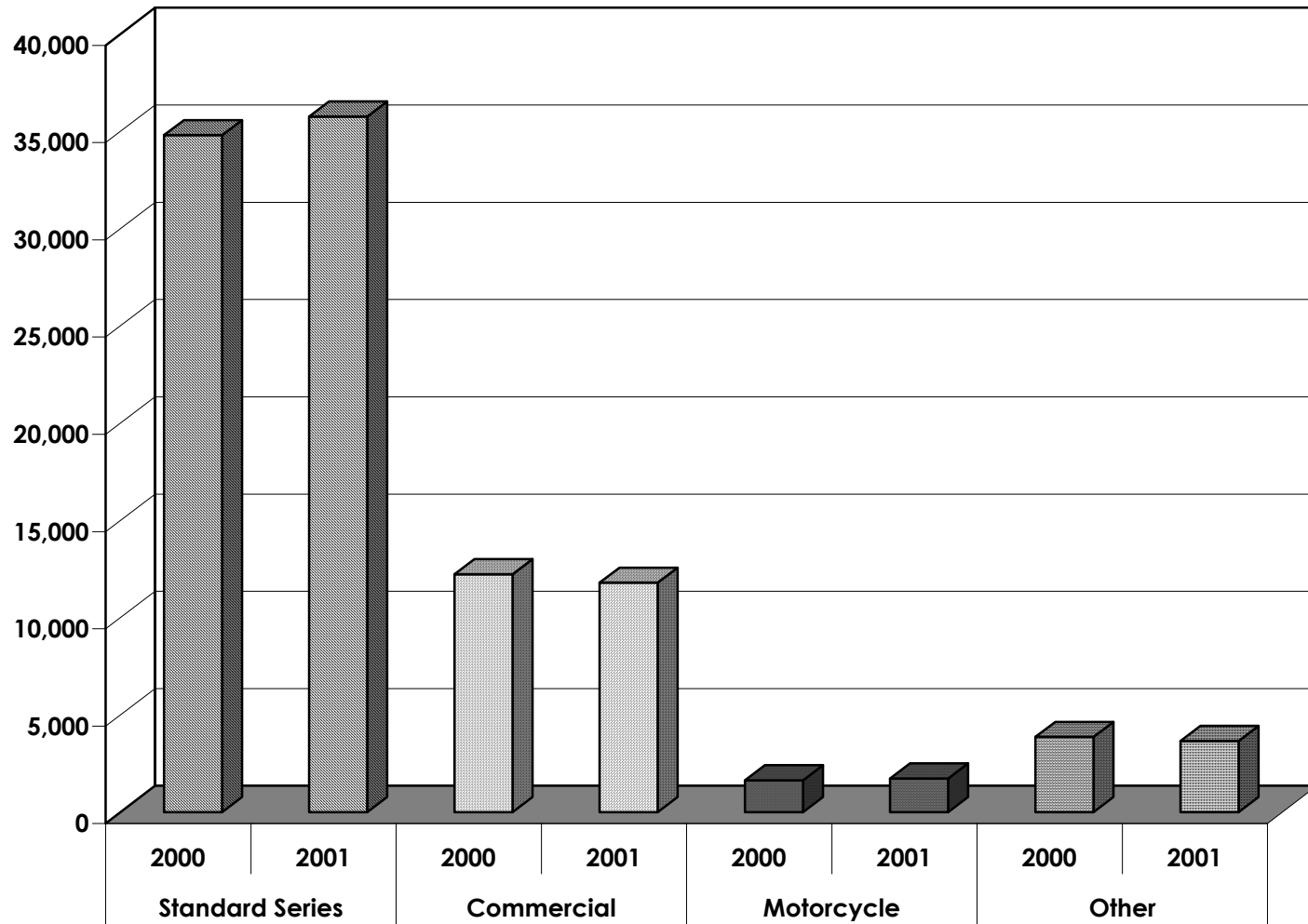
	Work at Home		Mean Travel Time (minutes)	
	1990	2000	1990	2000
Avon	82	113	21.5	23.0
Caledonia	44	57	21.6	26.0
Conesus	37	59	32.3	37.0
Geneseo	187	172	16.0	18.0
Groveland	48	32	26.0	30.0
Leicester	50	43	21.4	26.0
Lima	56	53	21.4	24.0
Livonia	93	76	24.6	28.0
Mount Morris	48	72	22.3	23.0
North Dansville	41	110	19.7	22.0
Nunda	65	56	25.5	28.0
Ossian	12	19	27.0	29.0
Portage	21	17	23.2	27.0
Sparta	17	24	27.7	31.0
Springwater	40	38	34.4	40.0
West Sparta	27	22	24.8	30.0
York	127	93	21.3	24.0
Livingston County	890		19.9	22.0

Source: US Census Bureau via NYS Department of Transportation

Vehicle Registrations

Standard Series		Commercial		Motorcycle		Moped		Other	
2000	2001	2000	2001	2000	2001	2000	2001	2000	2001
34,805	35,760	12,229	11,796	1,634	1,726	78	69	3,862	3,657

Source: NYS Department of Motor Vehicles



Mileage Statistics

2001

	Total (State Touring Route Mileage)	Centerline Highway Mileage by Jurisdiction	
		Town, Village or City	County
Avon (Town)	22.29	50.54	12.54
Avon (Village)	2.62	9.43	1.05
Avon (Town) excluding Village	19.67	41.11	11.49
Caledonia (Town)	16.77	56.54	10.36
Caledonia (Village)	3.05	9.42	0.00
Caledonia (Town) excluding Village	13.72	47.12	10.36
Conesus (Town)	10.54	48.58	11.41
Geneseo (Town)	32.00	53.17	15.03
Geneseo (Village)	3.84	12.54	0.00
Geneseo (Town) excluding Village	28.16	40.63	15.03
Groveland (Town)	20.43	43.98	16.68
Leicester (Town)	13.53	48.24	8.49
Leicester (Village)	1.17	2.28	0
Leicester (Town) excluding Village	12.36	45.96	8.49
Lima (Town)	11.63	45.04	9.7
Lima (Village)	2.37	6.78	0
Lima (Town) excluding Village	9.26	38.26	9.7
Livonia (Town)	21.05	60.76	17.58
Livonia (Village)	1.53	4.97	0
Livonia (Town) excluding Village	19.52	55.79	17.58
Mount Morris (Town)	16.6	65.58	17
Mount Morris (Village)	3.15	11.6	0
Mount Morris (Town) excluding Village	13.45	53.98	17
North Dansville (Town)	15.68	27.94	1.93
Dansville (Village)	5.62	15.82	0
North Dansville (Town) excluding Village	10.06	12.12	1.93
Nunda (Town)	15.92	55.7	16.17
Nunda (Village)	2.01	5.59	0
Nunda (Town) excluding Village	13.91	50.11	16.17

Ossian (Town)	6.54	35.46	17.66
Portage (Town)	7.90	42.35	9.76
Sparta (Town)	13.13	39.08	15.46
Springwater (Town)	10.41	79.62	22.68
West Sparta (Town)	12.95	36.86	18.41
York (Town)	21.43	54.50	20.63
Livingston County	268.80	843.94	241.49

Source: NYS Department of Transportation

DEFINITIONS

(by Category)

Agriculture

FARM: any place from which \$1,000 or more of agricultural products were produced and sold, or normally would have been sold, during the census year

Note: Dollar values for agricultural product sales are expressed in current dollars and are not adjusted for inflation or deflation

Economy

Civilian Labor Force

The information provided in this section was obtained from the New York State Department of Labor.

CIVILIAN LABOR FORCE: the sum of employed and unemployed. This number does not include volunteers and those serving in the Armed Forces

EMPLOYED: a civilian sixteen years old or older who, during the week the Census was taken, worked a job or who held a job but was absent from work (where "worked/held" a job is defined as one who is a paid employee, who is self-employed, or who worked at a family business 15 or more hours during the week)

Note: this data provides counts of the number of employed people (a person holding more than one job is only counted as one employed person) - the data does count not the number of jobs available

UNEMPLOYED: a civilian sixteen years old or older who, during the week the Census was taken, did not hold a job, were looking for work, and were available to accept a job if one was offered to them

Establishments / Industries / Manufacturers

The information provided in this section was obtained from the United States Census Bureau.

ESTABLISHMENT: a single physical location where business is conducted or services or industrial operations are performed

INDUSTRY: the industry categories are those used in the North American Industry Classification System (NAICS)

MANUFACTURING ESTABLISHMENT: an establishment that is classified as "manufacturing" in the NAICS

Personal Income

The information provided in this section was obtained from the United States Bureau of Economic Analysis.

PERSONAL INCOME: all money income during the year including all earnings, dividends, transfers, etc.

PER CAPITA PERSONAL INCOME: total income divided by the total population of a county (in dollars)

Sales Tax

The information provided in this section was obtained from the New York State Department of Taxation and Finance.

TAXABLE SALES AND PURCHASES: the amount of money spent on goods that can be taxed by the state government

Education

The information provided in this section was obtained from the New York State Department of Education.

Students

ENROLLMENT: Total enrolled population - total number of students in kindergarten through grade 12 and in classes for disabled students

ENROLLED WHITE POPULATION: total number of enrolled white (non-Hispanic) students

ENROLLED BLACK POPULATION: total number of enrolled black (non-Hispanic) students

ENROLLED HISPANIC POPULATION: total number of enrolled Hispanic students

ENROLLED OTHER POPULATION: all other enrolled non-white, non-black, and non-Hispanic students, including American Indian, Alaskan Native, Asian and Pacific Islander

Government

The information provided in this section was obtained from the New York State Office of the State Comptroller.

Real Property

1990 POPULATION: the total number of residents in 1990, as determined by the US Census Bureau

LAND AREA (square miles): the amount of dry land or land temporarily or partially covered by water

ASSESSED VALUE: total taxable assessed valuation of real property as shown on the county roll for each city and town for county purposes and used for the levy of taxes

FULL VALUE: actual taxable valuation of real property on tax rolls (determined by applying the final equalization rates established by the New York State Board of Real Property Services for each city and town to the appropriate portion of the county rolls)

Revenues

REAL PROPERTY TAXES

TAXES AND ASSESSMENTS: taxes levied according to real property value plus special assessments levied on real property on the basis of benefit

OTHER TAX ITEMS: includes interest and penalties on taxes, payments in lieu of taxes, settlement of railroad taxes, gain from the sale of tax acquired property, and town payments to reduce the tax levy, etc.

NON-PROPERTY TAXES

SALES TAX: revenues from a county sales tax distributed to the town

OTHER TAXES: includes sales tax credits to towns to reduce the county real property tax, tax on hotel room occupancy, off-track betting surtax, interest and penalties on non-property taxes, etc./

INTERGOVERNMENTAL REVENUES (by category)

STATE AID: the total of aid from the State for various categories including general purposes, education, public safety, health, transportation, social services, economic assistance and opportunity, culture and recreation, home and community services, natural resources, etc.

FEDERAL AID: total of Federal aid for the various categories listed under STATE AID

CETA: Federal Comprehensive Employment and Training Act

OTHER GOVERNMENTS: revenues, including utility revenues, received from other local governments

INTEREST ON INVESTMENTS: interest from moneys invested or deposited

ALL OTHER: all other revenues not classified, including departmental income, licenses, permits, rentals, sales, fines and forfeits, recoveries, refunds, repayments, etc.

TOTAL: the sum of all revenues received by the town

Expenditures

Local government expenditures are presented in two ways: by *object* and by *function*.

TOTAL government expenditures by function are comprised of PERSONAL SERVICES expenditures, CONTRACTUAL SERVICES expenditures, and EQUIPMENT AND CAPITAL OUTLAY expenditures. Debt services are not applicable. Employee benefits are allocated to each category based on the amount of personal service involved.

Functions

GENERAL GOVERNMENT: expenditures for executive, legislative, judicial, and financial operations

EDUCATION: a county's contribution to community college, education of disabled students, and miscellaneous educational expenditures

POLICE: expenditures for police services, sheriff, jail, rehabilitation services, probation, etc.

FIRE: expenditures for fire prevention and protection

OTHER PUBLIC SAFETY: expenditures for public safety not included under police or fire, such as traffic control, animal control, building inspection, civil defense, examining boards, the D.A.R.E program, etc.

HEALTH: expenditures for town/county hospitals and nursing homes, public health administration, mental health programs, addiction control services, etc.

ECONOMIC ASSISTANCE: expenditures to promote the economic welfare of the town/county, including expenditures for social services administration and programs

CULTURE-RECREATION: expenditures for parks, youth and adult recreation programs, recreational facilities, libraries, museums, and other cultural and recreational activities

HOME AND COMMUNITY SERVICES - UTILITIES: expenditures for the operation and administration of water and sewer systems

HOME AND COMMUNITY SERVICES - OTHER: expenditures for garbage collection and disposal, drainage and storm sewers, housing and community development, natural resources, and activities intended to improve the general environment

Land Use

The information provided in this section was obtained from the Genesee/Finger Lakes Regional Planning Council.

Land Cover

WATER: significant areas of surface hydrography (lakes, major rivers, etc.)

URBAN: "built up" or developed areas and medium-to-large size impervious structures (major roads, parking lots, etc.)

FOREST: large forests and areas with moderate-to-low concentrations of trees

FIELD: areas of non-forest vegetation (agricultural fields, pasture land, grassland, etc.)

Building Permits

RESIDENTIAL: single-family, two-family, three-or-four-family, and five-or-more-family housing units, and mobile homes/trailers

INDUSTRIAL: manufacturing/processing facilities, etc.

COMMERCIAL: offices/banks, retail/service, service stations, hotels/motels

COMMUNITY SERVICE: hospitals, schools

OTHER: building types not classified elsewhere

Population & Housing

The information provided in this section was obtained from the United States Census Bureau.

Population

RACE: racial identity of Census respondents (note that for Census 2000 respondents were allowed to identify one or more races to indicate their racial identity)

HISPANIC ORIGIN: people of Hispanic ethnic origin (note that ethnic origin is a separate concept from race – people of Hispanic origin may be of any race)

POVERTY LEVEL: the Census Bureau uses a set of money income thresholds that vary by family size and composition to detect who is poor. If a family's total income is less than that family's threshold, then that family, and every individual in it, is considered below the poverty level. The official poverty definition counts money income before taxes and excludes capital gains and non-cash benefits (such as public housing, Medicaid, and food stamps)

INDUSTRY: industries are grouped according to the North American Industry Classification System. The Census Bureau classifies each person's current or most recent job activity (as reported on the long-form questionnaire)

Housing

HOUSING UNIT: a single-family house, townhouse, mobile home or trailer, apartment, group of rooms, or single room that is occupied as a separate living quarters or, if vacant, is intended for occupancy as a separate living quarters

Housing units that fall within an urbanized area (a central core area and the adjacent densely settled surrounding areas that together have a population of at least 50,000 people and that have a population density of at least 1,000 people per square mile) or an urban cluster (an area with a population greater than 2,500 but less than 50,000 and that have a population density of at least 1,000 people per square mile) are considered "urban". Housing units outside of urbanized areas and urban clusters are considered "rural." Residents in rural areas further determine whether their residence is a "farm" or a "non-farm" housing unit.

OCCUPIED HOUSING UNIT: a housing unit that is the usual place of residence of the person or people living in it on Census Day, even if the occupants are only temporarily absent; for example, away on vacation

HOUSEHOLDER: the member of a household who lives at a housing unit and owns, is buying, or rents the housing unit

YEAR STRUCTURE BUILT: includes both occupied and vacant housing units

MEDIAN: the middle value of a set of numbers when the numbers are ranked in order according to size

Public Safety and Crime

The information provided in this section was obtained from the New York State Division of Criminal Justice Services and the New York State Department of State.

Reported Crimes

POPULATION: total population, as determined by the United States Census Bureau

INDEX TOTAL: total reported number of Index Crimes as determined by the Federal Bureau of Investigation (where Index Crimes are the violent crimes of murder, rape, robbery, and aggravated assault, and the property crimes of burglary, larceny, and motor vehicle theft)


Rate of Index Crimes per 100,000 = (number of index crimes in county x 100,000) / total county population

Transportation

Vehicle Registrations in Force

The information provided in this section was obtained from the New York State Department of Motor Vehicles.

VEHICLE REGISTRATIONS IN FORCE: the number of vehicles, by type of vehicle, with active registrations on record in New York State



GENESEE/FINGER LAKES
Regional Planning Council

**50 West Main Street ~ Suite 8107
Rochester, New York 14614
www.gflrpc.org
585.454.0190**